

**Teacher's Notes:**

**Bible Readings:** God is love. God loves you. God is our father. God is good. God is our creator. God is light.

**Themes:** Alphabet & Numbers, Nice to meet you! Basic needs, Personal information, People, Polite language

**Pronunciation:** /A/ /E/ /a/ /yU/ /A/ /b/ /d/ /n/ /oo/ /ch/ /aw/ /u/

**Grammar:**

- Spell name and say phone number
- Nice to meet you. How are you?
- I need...
- What's your \_\_\_? my, your, his, her
- Am/is/are
- Subject pronouns

**Preparation:**

- Pray
- Preview slides and songs
- Optional: Bring objects related to the lessons



## Pray, Review, and Preview

### Bible Readings:

- God is love.
- God loves you.
- God is our father.
- God is good.
- God is our creator.
- God is light.

### Themes:

- Alphabet & Numbers
- Nice to meet you!
- Basic needs
- Personal information
- People
- Polite language

© 2020-2024 Light of the World Learning

2

### Pray

Pray for the class and thank the Lord for the progress they are making in learning English and the Bible.

### Check Homework and Review

Ask each student to read aloud or recite their homework from the last class. Check written work. Review the main points of the previous lesson and ask if there are any questions.



## Preview

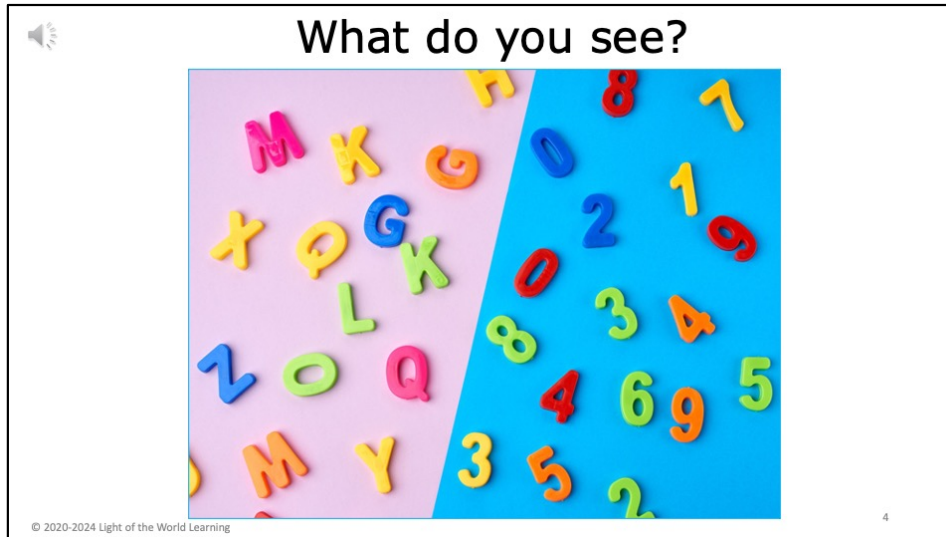
### Pronunciation:

- /A/and /E/
- /a/ and /yU/
- /A/ and /b/
- /d/and /n/
- /oo/and /ch/
- /aw/ and /u/

### Grammar:

- Spell name and say phone number
- Nice to meet you. How are you?
- I need...
- What's your \_\_\_? my, your, his, her
- Am/is/are
- Subject pronouns

These are all the sounds and grammar points that will be covered in this lesson.



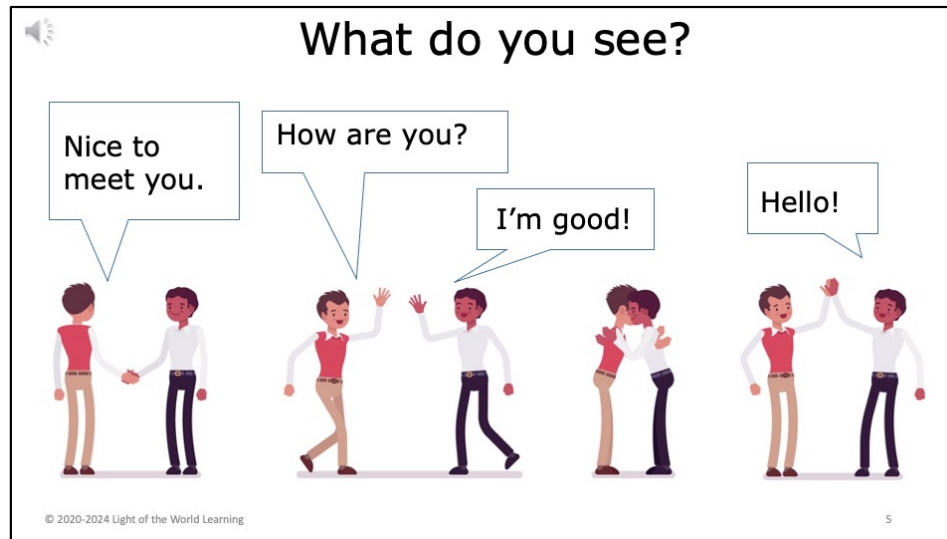
### 1A. Discuss Theme Picture

- Ask "What do you see in this picture?" and "What else?" to elicit vocabulary they already know.
- Repeat their answers.
- Use English only as much as possible.

Answers may include: letters, numbers, alphabet, M, K, 3, 4, etc.

More advanced students can be encouraged to make complete sentences:

"There are many letters. The number 3 is yellow."



### 1B. Discuss Theme Picture

- Ask "What do you see in this picture?" and "What else?" to elicit vocabulary they already know.
- Repeat their answers.
- Answers may include: people, wave, hug, handshake, etc.

More advanced students can be encouraged to make complete sentences:

"The men say hello. They shake hands."

What do you see?



© 2020-2024 Light of the World Learning 6

The image shows a group of four people sitting around a wooden table, eating a meal. There are several plates of food, including what looks like noodles, rice, and vegetables. A man in a grey sweater is pouring water from a glass pitcher into a glass. A woman in a white top is eating. A man in a white shirt is also eating. The table is set with various dishes, a teapot, and a vase of flowers. The scene is brightly lit and appears to be indoors.

### 1C. Discuss Theme Picture

- Ask "What do you see in this picture?" and "What else?" to elicit vocabulary they already know.
- Repeat their answers.

Answers may include: bottle, water, drink, eat, fork, spoon, plate, glass, cup, table, chair, people, food, etc.

More advanced students can be encouraged to make complete sentences:

They eat at the table.

**What do you see?**

**DRIVER LICENSE**

DOB **01/01/1984** 03827392  
**EXPIRES 01/01/2020** CLASS **C**

FN Ben MN James SEX M  
LN Green HGT 5'-8"  
489 Good St. HAIR BRN  
Chicago, IL WGT 184 lb  
60987 EYES BLU  
**DL F28938203** 532458

**Registration Form**

First Name: Birth Date:  
**Noah** **06/09/1999**  
Middle Name: Address:  
**Dan** **123 New St.**  
Last Name: **Newton, NY 23574**  
**Lee** Languages:  
**Lee@Dmail.com** French, English, Ga  
Phone Number: Photo:  
**217-555-1234**



© 2020-2024 Light of the World Learning 7

**1D. Discuss Theme Picture**

- Ask "What do you see in this picture?" and "What else?" to elicit vocabulary they already know.
- Repeat their answers.

Answers may include: name, email, address, ID card, etc.

More advanced students can be encouraged to make complete sentences:

This is a registration form for Noah Lee.



### 1E. Discuss Theme Picture

- Ask "What do you see in this picture?" and "What else?" to elicit vocabulary they already know.
- Repeat their answers.

Answers may include: **people, man, woman, girl, boy, children, animal**

More advanced students can be encouraged to make complete sentences:

This is a man. This is a woman. These are children. There are two boys and three girls.



### 1F. Discuss Theme Picture

- Ask "What do you see in this picture?" and "What else?" to elicit vocabulary they already know.
- Repeat their answers.


Answers may include: **people, man, woman, boy, girl, children, dog, please, thank you, you're welcome, sorry, that's okay, no problem,** etc.

More advanced students can be encouraged to make complete sentences:

Thank you for your help. The girl says, "I'm sorry."

 Listen and repeat.

1. Please spell your name.
2. What is your phone number?




© 2020-2024 Light of the World Learning 10

## 2A. Grammar

Model, Repeat, and Solo the pronunciation of these phrases.

Demonstrate spelling your name and giving your phone number to the class.

You may also spell the names on your students' nametags and/or the nametags in the picture.

 **Listen and repeat.**

|    | Phrase               | Response                                  |
|----|----------------------|---|
| 1. | Hello, how are you?  | I'm good, thanks.<br>I'm fine, thank you. |
| 2. | Nice to meet you!    | Nice to meet you, too.                    |
| 3. | Hi, my name is ____. | Hi, my name is ____.                      |
| 4. | What is your name?   | My name is ____.                          |
| 5. | Goodbye.             | Goodbye.                                  |

© 2020-2024 Light of the World Learning 11

## 2B. Grammar – Simple greetings and phrases.

Model, Repeat, and Solo the pronunciation of all phrases shown on the chart.

You can explain that in informal speech people say “hi” and “I’m good,” while in formal speech they say “hello” and “I am fine.” Both are acceptable.



## Listen and repeat.

I need \_\_\_\_\_.

| <b>Pronoun</b> |       |             |
|----------------|-------|-------------|
| I              | need  | some water. |
| you            | need  | some food.  |
| he/she/it      | needs | a bathroom. |
| you/we/they    | need  | help.       |

### 2C. Grammar

Model, Repeat, and Solo the pronunciation of all forms shown on the chart.



## Listen and repeat.

| Question ?   |                 | Answer                   |
|--------------|-----------------|--------------------------|
|              | name?           | Sara Smith               |
| What is your | address?        | 321 Green Street, London |
| What's your  | phone number?   | 708-487-9870             |
|              | birthdate?      | May 1, 1999              |
|              | email?          | Sara@Dmail.com           |
|              | first language? | French                   |


© 2020-2024 Light of the World Learning



13

### 2D. Grammar

Spoken English usually uses the contraction forms. Written English usually uses the full forms.

Model, Repeat, and Solo the pronunciation of all forms shown on the chart.

 Listen and repeat.

| Possessive Adjective   | Sentence           |
|--|--------------------|
| 1. my  | My name is ____.   |
| 2. your  | Your name is ____. |
|  3. his | His name is Adam.  |
|  4. her | Her name is Sara.  |

© 2020-2024 Light of the World Learning 14


## 2E. Grammar

Model, Repeat, and Solo the pronunciation of all forms shown on the chart.

**Model:** Gesture to yourself for “My name is \_\_\_\_” and gesture to your student for “Your name is \_\_\_\_.”  
Point to the man for “his” and to the woman for “her.”

**Repeat:** Have the student repeat the sentences but be sure they use their own name for 1 and your name for 2.

**Solo:** The student reads all sentences alone.

 Listen and repeat.

|            | Pronoun           | To Be | Sentence  |
|------------|-------------------|-------|---|
| Singular 1 | I                 | am    | I am a person.  |
|            | you               | are   | You are a person.                                     |
|            | he<br>she<br>it   | is    | He is a man.<br>She is a woman.<br>It is an animal.   |
| Plural 2+  | we<br>you<br>they | are   | We are people.<br>You are people.<br>They are people. |

© 2020-2024 Light of the World Learning 15

## 2F. Grammar: Subject Pronouns and Am, Is, Are

### Note:

- **Pronouns** replace a noun when the subject is already known.
- **They** can refer to people or objects.

**Model, Repeat, and Solo the pronunciation of all forms shown on the chart.** Discuss the sentences given as examples.



## Listen and repeat.

| Pronoun           | To Be | Contraction                | Negative -                             | Question ?                       |
|-------------------|-------|----------------------------|--|----------------------------------|
| I                 | am    | I'm                        | I'm not                                | Am I?                            |
| he<br>she<br>it   | is    | he's<br>she's<br>it's      | he's not<br>she's not<br>it's not      | Is he?<br>Is she?<br>Is it?      |
| you<br>we<br>they | are   | you're<br>we're<br>they're | you're not<br>we're not<br>they're not | Are you?<br>Are we?<br>Are they? |

1. You're welcome.
2. I'm sorry.

© 2020-2024 Light of the World Learning

16

## 2G. Grammar

Spoken English usually uses the contraction forms. Written English usually uses the full forms.

Note that the blue letters are replaced by apostrophes to form the contractions.

Model, Repeat, and Solo the pronunciation of all forms shown on the chart.



## Conversation Questions A

1. What's your phone number?
2. Please spell your name.
3. How are you?
4. Nice to meet you.
5. What do you need?
6. How is she? →



© 2020-2024 Light of the World Learning

17

### 3A. Conversation Practice – Pair work

With a partner, students will practice asking and answering the questions.

Answers will vary.

6. She is fine. or, She is good.



## Conversation Questions B

1. What's your first language?
2. What's your address?
3. Are you a child or an adult?
4. What are they? →
5. Is the light on or off?
6. Thank you!



You're \_\_\_\_\_.

© 2020-2024 Light of the World Learning

18

### 3B. Conversation Practice – Pair work

With a partner, students will practice asking and answering the questions.

Answers will vary.

**4. They are animals.**

**6. You're welcome.**



## Listen and repeat.

|         |        |          |
|---------|--------|----------|
| 1. /A/  | 2. /E/ | 3. /a/   |
| K       | G      | am       |
| 8       | 3      | bad      |
| 4. /yU/ | 5. /A/ | 6. /b/   |
| you     | name   | bathroom |
| use     | table  | bottle   |

- A. I am Adam.
- B. He needs three bottles.
- C. You are at the table.

© 2020-2024 Light of the World Learning

19

### 4A. Pronunciation – Sound and Spelling

**1. Model: Say the sound several times while pointing to it.**

Then say the sound and quickly read the entire list, pointing to each item as you read it. Students just watch and listen.

**2. Repeat: Say the sound and each word several times, having students repeat each time after you in unison.** Be sure to use your normal voice and rate of speed. Do one column at a time, top to bottom.

**3. Solo: Call on individuals to say a sound and its word group.** Give lots of praise.



## Listen and repeat.

|          |         |          |
|----------|---------|----------|
| 7. /d/   | 8. /n/  | 9. /oo/  |
| date     | nice    | look     |
| do       | number  | good     |
| 10. /ch/ | 11. /u/ | 12. /aw/ |
| chair    | one     | lost     |
| children | money   | dog      |

- A. The lost dog looks nice.
- B. The children have one chair.
- C. Do you see the date?

© 2020-2024 Light of the World Learning

20

### 4B. Pronunciation – Sound and Spelling

**1. Model: Say the sound several times while pointing to it.**

Then say the sound and quickly read the entire list, pointing to each item as you read it. Students just watch and listen.

**2. Repeat: Say the sound and each word several times, having students repeat each time after you in unison.** Be sure to use your normal voice and rate of speed. Do one column at a time, top to bottom.

**3. Solo: Call on individuals to say a sound and its word group.** Give lots of praise.



## Say the word and the stress pattern

| A | B | C | D |
|---|---|---|---|
| — | — | — | — |
|   | - | - | - |
|   |   |   | - |
|   |   |   | - |

- |            |                 |
|------------|-----------------|
| 1. numbers | 7. phone number |
| 2. letter  | 8. languages    |
| 3. hello   | 9. enemies      |
| 4. wave    | 10. children    |
| 5. water   | 11. school      |
| 6. thirsty | 12. work        |

© 2020-2024 Light of the World Learning

21


### 4C. Pronunciation – Hum and clap the stress.

- 1. Model the first word.** Say “numbers,” then hum the B pattern and say “numbers, B.”
- 2. Repeat:** students repeat words after you in unison.
- 3. Solo:** call on individuals to say the words and pattern letters.

#### Answers:

1. numbers, B
2. letter, B
3. hello, C
4. wave, A
5. water, B
6. thirsty, B
7. phone number, D
8. languages, D
9. enemies, D
10. children, B
11. school, A

12. work, A

 **God is Love**  
1 John 4:16 ERV

So we know the love that God has for us, and we trust that love.

God is love. Everyone who lives in love lives in God, and God lives in them.



© 2020-2024 Light of the World Learning 22

**5A: Bible Reading**

- A. Ask "What do you see in this picture?"
- B. Read the verse out loud to the class in English.
- C. If students ask about specific words, give simple definitions or translate.
- D. Ask volunteers to read aloud sentences.
- E. Ask if they have any questions or comments about the verse or picture. The picture is a father who loves and forgives his son.



## God loves you.

Luke 15:20 ERV

While the son was still a long way off, his father saw him coming and felt sorry for him. So he ran to him and hugged and kissed him.



© 2020-2024 Light of the World Learning

23

### 5B. Bible Reading:

- A. Ask "What do you see in this picture?"
- B. Read the verse out loud to the class in English.
- C. If students ask about specific words, give simple definitions or translate.
- D. Ask volunteers to read aloud sentences.
- E. Ask if there are any questions or comments about the verse.
- F. **Act out the story**, using gestures to express **saw, ran, hugged** and **kissed**.



## God is our Father

### Matthew 6:9

So this is how you should pray:  
"Our Father in heaven, we pray  
that your name will always be kept  
holy."



#### 5C. Bible Reading:

- A. Ask "What do you see in this picture?"
- B. Read the verse out loud to the class in English.
- C. If students ask about specific words, give simple definitions or translate.
- D. Ask volunteers to read aloud sentences.
- E. Ask if they have any questions or comments about the verse or picture. The picture is Jesus praying to his father, God.



## God is Good

### Psalm 116:5 and 147:1



The LORD is good and merciful; our God is so kind.  
Psalm 116:5

Praise the LORD because he is good. Sing praises to our God.  
It is good and pleasant to praise him.  
Psalm 147:1

#### 5D. Bible reading:

- A. Ask "What do you see in this picture?"
- B. Read the verses out loud to the class in English.
- C. If students ask about specific words, give simple definitions or translate.
- D. Ask volunteers to read aloud sentences.
- E. Ask if they have any questions or comments about the verses or picture.

## God is our Creator.

### From Genesis chapter 1

God created the sky and the earth.  
God created animals.

Last, he created people, as man and woman, to be like Him. He told them to have many children.



© 2020-2024 Light of the World Learning

### 5E. Bible reading:

- A. Ask "What do you see in these pictures?"
- B. Read the verses out loud to the class in English.
- C. If students ask about specific words, give simple definitions or translate.
- D. Ask volunteers to read aloud sentences.
- E. Ask if they have any questions or comments about the verses or pictures.



## God is light


### 1 John 1:5

We heard the true teaching from God. Now we tell it to you: God is light, and in him there is no darkness. ERV



#### 5F. Bible Reading:

- A. Ask "What do you see in this picture?"
- B. Read the verse out loud to the class in English.
- C. If students ask about specific words, give simple definitions or translate.
- D. Ask volunteers to read aloud sentences.
- E. Ask if they have any questions or comments about the verses or picture.

 Listen and write.

|     |
|-----|
| 1.  |
| 2.  |
| 3.  |
| 4.  |
| 5.  |
| 6.  |
| 7.  |
| 8.  |
| 9.  |
| 10. |
| 11. |
| 12. |

|        |        |
|--------|--------|
| name   | look   |
| nice   | 789    |
| you    | do     |
| 3456   | bottle |
| office | money  |
| am     | ABC    |
| church | thank  |


© 2020-2024 Light of the World Learning 28


### 6. Activities – Dictation


This exercise practices the target sounds from each lesson. Read the words and have students listen and write them. Check spelling.

1. A-B-C, A-B-C, A-B-C
2. 3-4-5-6, 3-4-5-6, 3-4-5-6
3. am, am (I am fine.), am.
4. you, you (God loves you.), you
5. name, name (What is your name?), name
6. bottle, bottle (Here is a bottle of water.), bottle
7. Do, do (Do you need help?), do.
8. Nice, nice (Nice to meet you.), nice.
9. Church, church (The boy goes to church.), church
10. Look, look (Look at the animal.), Look
11. office, office (I'm in my office.), office
12. money, money (It's his money.), money

## Songs - Listen and write.

 1. Our Lord is the \_\_\_ to \_\_\_

 2. I need \_\_\_ and I need food. I need his \_\_\_

 3. God \_\_\_ so good. He's so \_\_\_ to me!

© 2020-2024 Light of the World Learning

29

### 7. Songs

Students will listen to the songs they learned and write the missing words.

#### Answers:

1. Our Lord is the A to Z
2. I need water and I need food. I need his help
3. God is so good. He's so good to me!



## First Review Quiz

Take the listening, speaking and writing quiz with your teacher.

Listen to the questions 1-7 and say your answers.  
Then look at the picture and write 3 sentences about it.

© 2020-2024 Light of the World Learning

30

### Review Quiz

There are two quizzes students will take to review. **Use the Rubric found on slide 36 to score the student's answers.** The teacher will give the speaking, listening and writing quiz by asking the student the following questions.

1. What is your name? Please spell your name.
2. What's your phone number?
3. What is my name?
4. Am I a man or a woman?
5. What's your first language?
6. What's your address?
7. Are you a child or an adult?
8. Write three sentences about the theme picture. (You may show student the theme picture from slide 6 or 8 for the writing exercise).

The second quiz (found on the next slide) is online with automatic

scoring. Students may do the second quiz for homework.



## 1 & 2 Homework

1. Read the next lesson's Bible verses: Genesis [1:1-2:25](#) in your language.



2. Take the multiple choice quiz online at <https://bit.ly/QuizA1-07> or printed by your teacher and write your score here \_\_\_\_

If your score is not good, practice more. Then take the quiz again, and write your new score here \_\_\_\_

### 8. Homework 1 and 2 – Reading the next Bible Lesson in L1 and taking the review quiz.

**1.** Students must always read the Bible lesson in their first language (L1) before reading it in English the following lesson. Help them get a Bible in their own language if they don't have one. They may also use ScriptureEarth.org, Bible.IS, or other Bible translation resources. The hyperlink connects to Live.Bible.Is where you can find more than 1,000 language translations.

**2.** Go over how to take the quiz, to be sure the student understands what to do. The quiz is automatically scored online so students can see their results. It can also be printed on paper.

If you would like to see your students' results, please **make a copy of the quiz** using the link below, and then **send your students the link to your new copy** of the quiz.

<https://docs.google.com/forms/d/1Asfu37Iq2IMYVbbh3LO1e4kZ2hw>

0zXhGVaPEreTxwVw/copy

Encourage students to look at their quiz results and practice areas that they missed. They may take the quiz again if needed.



### 3. Homework - Now I Can...

- I can understand the numbers 0-9 and letters A-Z.
- I can say **hello, how are you,** and **nice to meet you.**
- I can say the things I need.
- I can ask and answer personal information questions.
- I understand **my, your, his** and **her.**
- I can understand **I, you, he, she, it, we** and **they.**
- I can say **please, thank you, you're welcome, I'm sorry.**

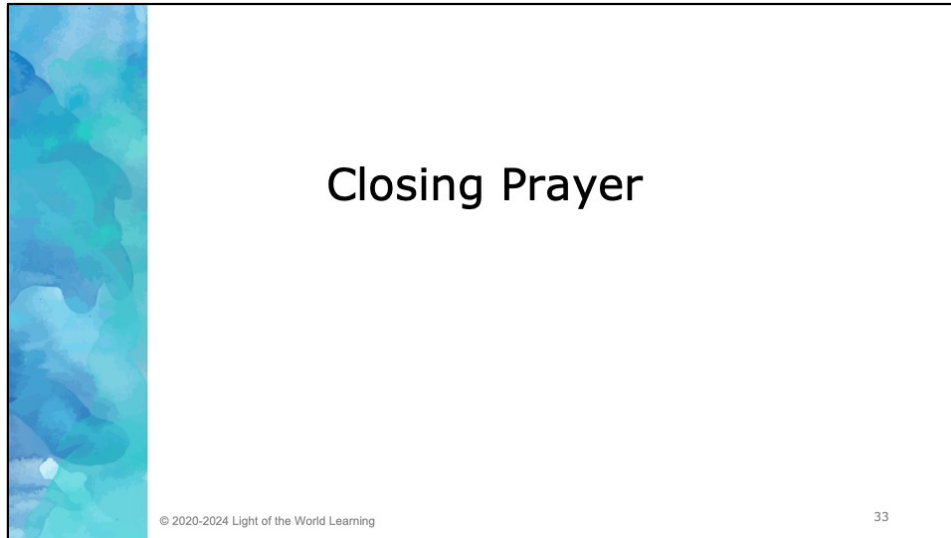
© 2020-2024 Light of the World Learning

32

#### **Homework 3 – I can statements**

The student must be able to achieve all of these skills before the next lesson. If not, the lesson can be repeated.

Review all of the skills at the beginning of the next lesson. Be sure to give lots of praise and encouragement!



### Pray

You may want to ask for any special prayer requests, then pray for your students and bless them.

## Help us share the Light of the World!

Thank you for using our materials. If these lessons are a blessing to you, please give or volunteer to help others learn English through the Bible.

For more information, visit [LightOfTheWorldLearning.org](https://LightOfTheWorldLearning.org)



## Appendix



- How to Use Lessons: [bit.ly/UseLOTW](https://bit.ly/UseLOTW)
- Irregular Verb List: [bit.ly/ListVerbs](https://bit.ly/ListVerbs)
- Lesson Downloads: [LightOfTheWorldLearning.org](https://LightOfTheWorldLearning.org)
- Order Books: [bit.ly/BooksLOTW](https://bit.ly/BooksLOTW)
- Share Your Feedback: [bit.ly/FeedbackLOTW](https://bit.ly/FeedbackLOTW)
- Table of Contents: [bit.ly/TocLOTW](https://bit.ly/TocLOTW)
- Video Channel: [youtube.com/@LightOfTheWorldLearning](https://youtube.com/@LightOfTheWorldLearning)
- Vocabulary List: [bit.ly/VocabUS](https://bit.ly/VocabUS)
- Website: [LightOfTheWorldLearning.org](https://LightOfTheWorldLearning.org)

| <b>LOTW A1-07 Rubric for Listening, Speaking, and Writing Quiz</b> |  | <b>Student Name:</b>  |   | <b>Date:</b>   |
|--|--|---|---|--|
|  |  | <b>Score for Listening, Speaking and Writing:</b>   |   |  |
|  |  | <b>Score for Multiple Choice Quiz:</b>  |   |  |
|  |  | <b>Total Score:</b>   |   |  |
| <b>Listening and speaking</b>                                      | <b>Question</b>                                      | <b>Good - 3 points</b><br>Answer is correct, clear and complete.  | <b>Okay - 1 point</b><br>Answer is correct, but unclear or incomplete.  | <b>Not acceptable - 0 points</b><br>Answer is not correct. |
| <b>Examples:</b>   | Are you an adult?                                    | Yes, I am an adult.   | Yes. <b>OR</b> Adult am.  |  |
|  | 1. What is your name? Please spell your name.        |   |   |  |
|  | 2. What's your phone number?                         |   |   |  |
|  | 3. What is my name?                                  |   |   |  |
|  | 4. Am I a man or a woman?                            |   |   |  |
|  | 5. What's your first language?                       |   |   |  |
|  | 6. What's your address?                              |   |   |  |
|  | 7. Are you a child or an adult?                      |   |   |  |
| <b>Writing</b>   | <b>8. Write 3 sentences about the theme picture.</b> | <b>Good - 3 points</b><br>Answer is correct, clear and complete. Sentence begins with a capital letter and ends with punctuation. | <b>Okay - 1 point</b><br>Answer is correct, but incomplete. Sentence is missing capital letters or punctuation. | <b>Not acceptable - 0 points</b><br>Answer is not correct. |
| <b>Examples:</b>   |  | I see a family.<br>This is a man.<br>They are animals.  | see family.<br>This is man<br>they are animals  |  |
|  | Sentence 1.  |   |   |  |
|  | Sentence 2.  |   |   |  |
|  | Sentence 3.  |   |   |  |
|  | <b>Total Points out of 30</b>                        |   |   | 36   |

© 2020-2024 Light of the World Learning

Use this rubric to record and score student quizzes.

# Acknowledgements

We would like to thank the entire Light of the World volunteer team for their hard work and creativity in making this project possible. For all those around the world who prayed, wrote, edited, narrated, illustrated, sang, tested and gave generously for this curriculum, we appreciate you sharing the love of Jesus through the gift of English. Our team members include:

Anonymous  
Jean Ato  
Larry Buell  
Cindy Campbell  
Nancy Cobb  
Emily Cox  
Marilyn Dano  
EasyReadEnglish.com  
Don Edic  
MaryBeth Gahan  
Melina Gallo  
Alicia Gentile  
Prakash Chandra Giri

Ellenor Gopal  
Rachel Grijincu  
Carol Hale  
Emily Hamilton  
Patty Hickman  
Carey Jo Johnston  
Nancy Kingdon  
Dorothy Konadu  
Martha Lane  
Bruce Lewis  
Elena Lewis  
Ward Lewis  
Johnny Lukashevich

Gail MacMillan  
Ivan Mader  
Amy Martin  
Tracy Meddaugh  
Barbara Newsome  
Brenda Nielsen  
Deborah O'Donnell  
Georg Ort  
Martha Ort  
Joan Phelps  
Ellie Talalight  
Darrell Turner  
Graham Whitmore

Cheri Wilke  
Ted York  
Anita Zeifert

Images on slides 22-24,  
26-27 by Sweet  
Publishing/  
FreeBibleImages.org