

### Teacher's Notes: Review of lessons 15-20

**Bible Readings:** Joseph sold into slavery; Joseph rises from prison to palace; Moses gives God's Laws; Ruth joins with God's people; Jonah and the Big Fish; People need a better sacrifice

**Themes:** Days and months; Jobs; Where is it?; Places in the neighborhood; Giving directions to places; Introductions, greetings, farewells

**Pronunciation:** /o/j/f/m/l/h/r/k/e/E/g/er/

**Grammar:**

- Was/were & negative questions
- Prepositions of place
- Am/is/are with questions
- Giving directions to places
- Ask for repetition/clarification
- Articles A/An
- Meeting, greeting, and goodbyes

**Preparation:**

- Pray

- Preview slides and songs
- Optional: Bring objects related to the lessons



## Pray, Review, and Preview

### Bible Readings:

- Joseph sold into slavery
- Joseph rises from prison to palace
- Moses gives God's Laws
- Ruth joins with God's people
- Jonah and the Big Fish
- People need a better sacrifice

### Themes:

- Days and months
- Jobs
- Where is it?
- Places in the neighborhood
- Giving directions to places
- Introductions, greetings, farewells

© 2020-2024 Light of the World Learning

2

### Pray

Pray for the class. You may want to thank the Lord for the progress they are making in learning English and the Bible.

### Check Homework and Review

Ask each student to read aloud or recite their homework from the last class. Check written work. Review the main points of the previous lesson and ask if there are any questions.



## Preview

### Pronunciation:

- /O/ and /j/
- /f/ and /m/
- /l/ and /h/
- /r/ and /k/
- /e/ and /E/
- /g/ and /er/

### Grammar:

- Was/were
- Past negative questions
- Prepositions of place
- Am/is/are with questions
- Giving directions to places
- Ask for repetition/clarification
- Articles A/An
- Meeting, greetings and goodbyes

These are the sounds and grammar points that will be reviewed in this lesson.

What do you see?

© 2020-2024 Light of the World Learning

### 1A. Discuss Theme Picture

- Ask “What do you see in this picture?” and “What else?”
- Repeat and write their words.

Answers may include: calendar, numbers, days, date, etc.

More advanced students can be encouraged to make complete sentences:

This is a year. This is a month.



### 1B. Discuss Theme Pictures

- Ask "What do you see in this picture?" and "What else?"
- Repeat and write their words.

Answers may include: Doctor, cook, mechanic, painter, carpenter, etc.

More advanced students can be encouraged to make complete sentences:

He is a mechanic. She is a painter.



### 1C. Discuss Theme Picture

- Ask "What do you see in this picture?" "Where are the children?" and "What else?"
- Repeat and write their words.

Answers may include: family, food,  
The focus should be on location prepositions, specifically above, across, around, at, behind, below, beside, between, in, on, under.  
More advanced students can be encouraged to make complete sentences: The food is on the blanket. The phone is in her hand.



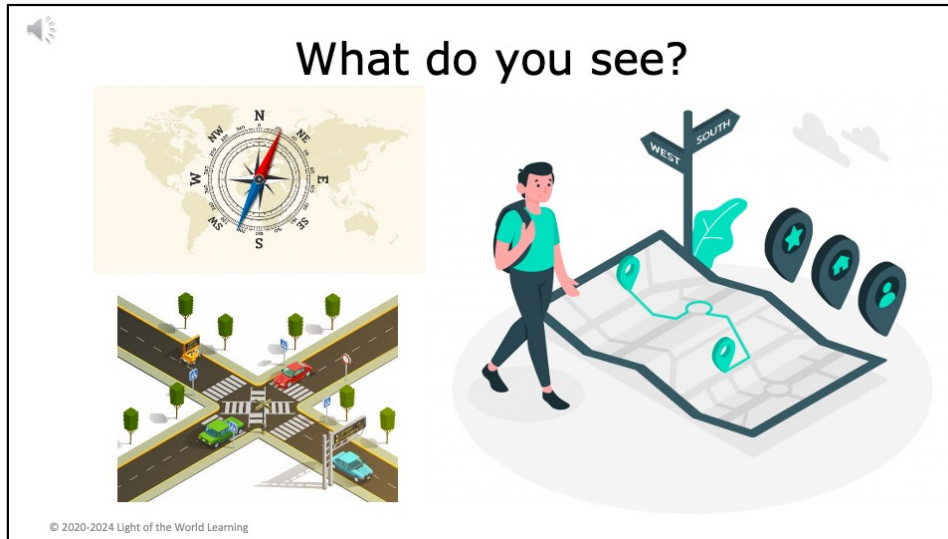
### 1D. Discuss Theme Picture:

- Ask "What do you see in this picture?" and "What else?"
- Repeat and write their words.

Answers may include: pharmacy, bank, bakery, fruit shop, beauty shop, post office, clothing store, coffee shop, seafood restaurant, etc.

More advanced students can be encouraged to make complete sentences:

The post office is next to the beauty shop. The pharmacy is near the bank.



### 1E. Discuss Theme Picture

- Ask "What do you see in this picture?" and "What else?"
- Repeat and write their words.

Answers may include: maps, trees, compass, signs, etc.

More **advanced students** can be encouraged to make complete sentences:

There are two streets. The man walks east.



### 1F. Discuss Theme Picture

- Ask "What do you see in this picture?" and "What else?"
- Repeat and write their words.

**Listen and repeat.**

	<b>Subject</b>	<b>Affirmative +</b>	<b>Negative -</b>
<b>Singular 1</b>	He She It Yesterday	was	was not wasn't
<b>Plural 2+</b>	You We They March and April	were	were not weren't

1. Today I **am** happy.  
 2. Yesterday I **was** happy.

© 2020-2024 Light of the World Learning 10

## 2A. Grammar – Was and Were – To Be Past Tense

**Was** indicates a singular subject. It is the past of **Am/Is**.

**Were** indicates a plural subject. It is the past of **Are**. "You" can be singular or plural but always has a plural verb form.

Spoken English usually uses the contraction forms. Written English usually uses the full forms.

Model, Repeat, and Solo the pronunciation of all forms shown on the chart and the sentences under the chart.



## Listen and repeat. Was/Were

**Was** (singular subject):

**Was** January cold?

Joseph **was** blessed.

I **wasn't** born in September.

**Were** (plural subject):

March and April **weren't** rainy.


The brothers **were** angry.

**Were** they a large family?

### 2B. Grammar – Was and Were – To Be Past Tense

Model, Repeat, and Solo the sentences using was/were.

Describe the calendar with was/were.



SEPTEMBER							OCTOBER						
S	M	T	W	T	F	S	S	M	T	W	T	F	S
			1	2	3	4						1	2
5	6	7	8	9	10	11	3	4	5	6	7	8	9
12	13	14	15	16	17	18	10	11	12	13	14	15	16
19	20	21	22	23	24	25	17	18	19	20	21	22	23
26	27	28	29	30			24	25	26	27	28	29	30
							31						

© 2020-2024 Light of the World Learning 12

## 2C. Grammar and Vocabulary Practice

1. Describe the calendar with simple sentences: September 10 was a Friday. October 14 was a Thursday. 31 days were in October.
2. Ask the students to describe the picture to you.
3. Ask the students questions:

**What day is this? What month is this?** (answers will vary)

**Were there 31 days in September?** No there weren't.

**Was September 14 a Friday?** No, it wasn't.

**Was the woman happy in October?** Yes, she was.

Other words students may ask about are **date, weeks.**



## Listen and repeat.

Question ?	Positive +	Negative -
What was...? Was I...? Was he...? Was she...? Was it...?	was	was not wasn't
What were...? Were you...? Were we...? Were they...?	were	were not weren't

1. What was his job? He was a shepherd.

© 2020-2024 Light of the World Learning

## 2D. Grammar – Questions and Negatives with Was/Were

**Was** and **were** are the simple past tense singular and plural forms of the verb **to be**.

**Am, is, and are** are the simple present tense of the verb to be.

**Model, Repeat, and Solo** the pronunciation of all forms shown on the chart and the sentence below the chart.



## Listen and repeat.

	Noun	Verb	Preposition	Noun
1	The pen	is	on	the book
2	The books	are	in front of	the box.
3	The ball	is	in	the box.
4	Adam	walks	across	the street.
5	The boys	are	at	the school.
6	The teacher	lives	behind	the church.




© 2020-2024 Light of the World Learning

14

## 2E. Grammar – Prepositions

Practice the sentences.

 Listen and repeat

	Question	"be"	Subject	
Singular	Who	am	I	?
	What	are	you	
	When			
	Where	is	he	
	Why		she	
How	it			
Plural		are	you we they	

© 2020-2024 Light of the World Learning

## 2F. Grammar – Question Words

**Note:**

**Who** is for questions about people.

**What** is for questions about things.


**When** is for questions about times, days, and dates.

**Where** is for questions about places.

**Why** is for questions about reasons. **Because** answers **why** questions.

**How** is for questions about condition or manner.

Model, Repeat, and Solo the pronunciation of all forms shown on the chart.



## Question words

Questions	Answers
1. <b>Who</b> are they?	1. They are my <b>kids</b> .
2. <b>What</b> is this?	2. This is a <b>park</b> .
3. <b>When</b> is the class?	3. It's at <b>3:00 on Mondays</b> .
4. <b>Where</b> is the class?	4. It's at the <b>library</b> .
5. <b>Why</b> are you at school?	5. <b>Because</b> I need to learn English.
6. <b>How</b> are you?	6. I am <b>fine</b> , thanks!

© 2020-2024 Light of the World Learning

### 2G. Grammar – Question Words:

**Note:**

**Who** is for questions about people.

**What** is for questions about things.


**When** is for questions about times, days, and dates.

**Where** is for questions about places.



**Why** is for questions about reasons. **Because** answers **why** questions.

**How** is for questions about condition or manner.

Model, Repeat, and Solo the pronunciation of all forms shown on the chart.

 Listen and repeat.

A	+ words starting with consonants	An	+ words starting with vowel sounds: A, E, I, O, U
a	block	an	intersection
a	street	an	email
a	woman	an	address
a	fish	an	office
a	beautiful fish	an	ugly fish

© 2020-2024 Light of the World Lea 17

## 2H. Grammar: A/An

Use the article **a** before singular nouns (or their adjectives) which begin with a consonant sound. Use the article **an** before singular nouns which begin with a vowel sound, usually the words begin with the letters **a, e, i, o, or u**. A few words begin with a silent H and also take **an** because they start with a vowel sound: **an hour, an honor, an herb**.

**Model, Repeat, and Solo** the pronunciation of all forms shown on the chart.

Listen and repeat.

Clarifying Phrases	
1.	Could you repeat that, please?
2.	Did you say <b>east</b> or <b>west</b> ?
3.	Could you speak slower, please?
4.	Could you say that more slowly?
5.	I'm sorry. I don't understand.



© 2020-2024 Light of the World Learning 18

## 2I. Grammar/Structures: Asking for clarification


**Model, Repeat, and Solo** the pronunciation of all forms shown on the chart.

**Listen and repeat.**

Question		Answer
How	is it going? are you?	Good. Fine.
What's	up? new? happening? going on?	Not much. Nothing.

1. How's it going? Good!

2. What's up? Not much.



© 2020-2024 Light of the World Learning 19

## 2J. Grammar


These expressions are used in common greetings.

**Model, Repeat, and Solo** the pronunciation of all forms shown on the chart.

**Listen and repeat.**

Ways to say hello	
Good	morning afternoon evening
Hello Hi Hey	

Ways to say goodbye
Goodbye Bye See you later Good night



© 2020-2024 Light of the World Learning 20

## 2K. Grammar

**Model, Repeat, and Solo** the pronunciation of all forms shown on the chart.

You may pretend to enter or leave, waving to the students, to show the meaning of the phrases.



## Conversation Questions A

1. What day was yesterday?
2. When was your birthday?
3. What was your first job?
4. What were your work hours?
5. What is behind you?
6. What is above me?

© 2020-2024 Light of the World Learning

21

### **3A. Conversation Practice – Pair work**

With a partner, students will practice asking and answering the questions.

Answers will vary.



## Conversation Questions B

1. How is it going?
2. What's going on?
3. Where is the pharmacy?
4. Where were you on Saturday?
5. Do you live near me?
6. Where is the bathroom?

### **3B. Conversation Practice – Pair work**

With a partner, students will practice asking and answering the questions.

Answers will vary.



## Listen and repeat.

1. /o/	2. /j/	3. /f/
Joseph	January	four
coat	June	family
4. /m/	5. /l/	6. /h/
man	love	help
Monday	land	holy

- A. Where is Joseph's coat?
- B. There are four in my family.
- C. Please help me look for my phone.

### 4A. Pronunciation – Sound and Spelling

1. **Model:** Say the sound several times while pointing to it. Then say the sound and quickly read the two examples, pointing to each item as you read it. Students just watch and listen.

2. **Repeat:** Say the sound and each word several times, having students repeat each time after you in unison. Be sure to use your normal voice and rate of speed. Then read the sentences at the bottom of the slide.

3. **Solo:** Call on individuals to say a sound and its word group. Give lots of praise.



## Listen and repeat.

7. /r/	8. /k/	9. /e/
Ruth	kids	left
repeat	park	end
10. /E/	11. /g/	12. /er/
east	God	water
me	give	later

- A. Turn left, then right.
- B. I will see you later.
- C. The kids give Ruth water.

© 2020-2024 Light of the World Learning

24

### 4B. Pronunciation – Sound and Spelling

1. **Model:** Say the sound several times while pointing to it. Then say the sound and quickly read the two examples, pointing to each item as you read it. Students just watch and listen.
2. **Repeat:** Say the sound and each word several times, having students repeat each time after you in unison. Be sure to use your normal voice and rate of speed. Then read the sentences at the bottom of the slide.
3. **Solo:** Call on individuals to say a sound and its word group. Give lots of praise.

 Say the word and the stress pattern.

A	B	C	D	E
—	— -	- —	— - -	- — -

- |                |                |              |
|----------------|----------------|--------------|
| 1. November    | 7. between     | 13. blessing |
| 2. July        | 8. mountain    | 14. sleep    |
| 3. Saturday    | 9. hundred     | 15. south    |
| 4. musician    | 10. library    | 16. obey     |
| 5. Store owner | 11. restaurant | 17. number   |
| 6. mechanic    | 12. pharmacy   | 18. person   |

© 2020-2024 Light of the World Learning

25

#### 4C. Hum and clap the stress.

- 1. Model the first word:** Hum the D pattern and then say "three o'clock, D"
- 2. Repeat:** Students repeat words after you in unison.
- 3. Solo:** Call on individuals to say the words and pattern letters.

#### Answers:

1. November, E
2. July, C
3. Saturday, D
4. Musician, E
5. Store owner, D
6. Mechanic, E
7. Between, C
8. Mountain, B
9. Hundred, B
10. Library, D
11. Restaurant, D

12. Pharmacy, D
13. Blessing, B
14. Sleep, A
15. South, A
16. Obey, C
17. Number, B
18. Person, B



## Answer the questions

1. What did Joseph's brothers do?
2. Why were the brothers angry with Joseph?
3. How did God bless Joseph?
4. How does God bless you?



© 2020-2024 Light of the World Learning

26

### 5A. Bible Reading Questions

Ask the questions and discuss as a group. For questions 1, 2, and 3, you may go back to the story to help students find the answer.

#### **Answers:**

1. They sold Joseph to traders.
2. His father loved Joseph more than his brothers.
3. All the people liked him and he became ruler over the other prisoners.


For question 4, answers will vary.

Ask if they have any other questions or comments about the story.



## Answer the questions

1. What happened to Joseph?
2. How did Joseph treat his brothers?
3. What does it mean to forgive?
4. Who do you need to forgive?



© 2020-2024 Light of the World Learning

27

### 5B. Story Questions

Ask the questions and discuss as a group. For questions 1 and 2, you may go back to the story to help students find the answer. For questions 3 and 4, answers may vary.

#### Answers:

1. He went to prison.
2. Joseph forgave his brothers.
3. Forgiveness means to stop feeling anger toward someone who hurt you or made you angry. All sins or wrongdoings against God are forgiven for those who believe in Jesus. It is a gift from Jesus who died on the cross to pay the price for our sins.
4. Answers will vary.

You can explain forgiveness as did Paul in Ephesians 2:8-9:

I mean that you have been saved by grace because you believed. You did not save yourselves; it was a gift from God. You are not saved by the things you have done, so there is nothing to boast about.



## Answer the questions

1. Who did God send to set his people free?
2. What did God give his people to help them live good lives?
3. Why does God want people to live "good, holy lives?"
4. Which command do you think is most important?
5. Why is it important?



© 2020-2024 Light of the World Learning

### 5C. Story Questions

Ask the questions and discuss as a group. For questions 1, 2, and 3, you may go back to the story to help students find the answer.

#### **Answers:**

1. Moses.
  2. He gave them some laws.
  3. He loves people and wants them to love him and each other.
- For questions 4 and 5, answers will vary.

Ask if they have any other questions or comments about the story.



## Answer the questions



1. Why was Naomi unhappy?
2. What did Naomi's daughter-in-law, Ruth do?
3. Ruth was good to Naomi. She took care of her. Who do you take care of?

© 2020-2024 Light of the World Learning

29

### 5D. Story Questions

Ask the questions and discuss as a group. For questions 1 and 2, you may go back to the story to help students find the answer. After answering the questions, invite students to make comments on this story, or ask additional questions.

#### **Answers:**

1. Her husband and two sons had died.
2. Ruth went with Naomi to her country, worked in the fields, married Boaz and had a son.
3. Answers will vary.

## Answer the questions.



1. What did God tell Jonah to do?
2. What happened to Jonah?
3. What did the people of Nineveh do after Jonah told them about God?
4. Does God help you when you are in trouble? How?

© 2020-2024 Light of the World Learning

30

### 5E. Story Questions

Ask the questions and discuss as a group. For questions 1, 2, and 3, you may go back to the story to help students find the answer.



#### Answers:

1. To go to Ninevah.
2. Jonah got on a boat and ran away from God. God sent a storm. The people on the boat threw Jonah into the water. A big fish swallowed Jonah. Jonah prayed to God to save him. The fish vomited Jonah out onto land. Then Jonah went to Ninevah and talked to the people.
3. They turned from their sin and prayed to God.
4. Answers will vary.

#### Comments:

Ask if they have any other questions or comments about the story.

**Questions**



1. Did God's people obey the laws?
2. What promise did God give Abraham and his children?
3. Why do you think God requires a sacrifice for sins?
4. What does God need instead of animal sacrifices?

© 2020-2024 Light of the World Learning 31

### 5F. Story Questions


Ask the questions and discuss as a group. You may go back to the story to help them find the answer.

**Answers:**

1. The people of God did not obey the laws that Moses gave.
2. God told Abraham that his children would be a blessing to all the people on earth.

For questions 3 and 4, answers will vary.

Ask if they have any other questions or comments about the story.

 Listen and write.

1.
2.
3.
4.
5.
6.
7.
8.
9.
10.
11.
12.

January	November
Friday	Pharaoh
hundred	holy
kitchen	love
repeat	laws
Ruth	later
afternoon	give
water	east
blessing	south
restaurant	obey

© 2020-2024 Light of the World Learning 32

## 6. Activities – Dictation

This exercise practices the target sounds from each lesson. Read the words and sentences below and have students listen and write them. Check spelling.

1. January, January (My birthday is in January.), January
2. November, November ("It was cold in November."), November
3. Friday, Friday (Friday was four days ago.), Friday
4. Pharaoh, pharaoh (Pharaoh was the king of Egypt.), pharaoh
5. laws, laws (God's laws are called the Ten Commandments.), laws
6. hundred, hundred (God's people were in Egypt for four hundred thirty years.), hundred
7. restaurant, restaurant (The restaurant is behind the bakery.), restaurant
8. kitchen, kitchen (We cook in the kitchen.), kitchen
9. east, east (Is Nineveh east or west of Joppa?), east
10. blessing, blessing (God sent me to be a blessing.), blessing
11. later, later (I will come later.), later

12. afternoon, afternoon (Good afternoon. Welcome to my home.),  
afternoon

## Songs - Listen and write.



1. July, August, \_\_\_\_\_, October, \_\_\_\_\_December.



2. Moses walked \_\_\_\_\_ the desert. Moses prayed to God \_\_\_\_\_.



3. North or \_\_\_\_\_ , east or \_\_\_\_\_ , I follow \_\_\_\_\_ as I work and rest.

© 2020-2024 Light of the World Learning

33

### 7. Songs

Students will listen to the songs they learned and write the missing words.

#### **Answers:**

1. September; November
2. Across; above
3. West; God



## First Review Quiz

Take the listening, speaking and writing quiz with your teacher.

Listen to the questions 1-7 and say your answers.  
Then look at the picture and write 3 sentences about it.

© 2020-2024 Light of the World Learning

34

### Review Quiz

There are two quizzes students will take to review. **Print or make a copy of the Rubric found on slide 40 (link found in the appendix) to score the student's answers.** The teacher will give the speaking, listening, and writing quiz by asking the student the following questions.

1. How is it going?
2. What day was yesterday? Can you say that again, please?
3. What was your first job? (or your first school)
4. What were your work hours? (or your school hours)
5. Where is the bathroom?
6. What's new this week?
7. Why do you need to speak English?
8. Write three sentences about this theme picture. (The teacher may chose any one theme picture from slides 5 to 9 for the student to use in this writing exercise).

The second quiz (found on the next slide) is online with automatic scoring. Students may do the second quiz for homework.



## 1 & 2 Homework

1. Read the next lesson's Bible verses: Isaiah [7:14](#); [9:7](#); [11:1-10](#); [42:1-7](#); [53](#), Psalm [16:10-11](#), and Daniel [9:25](#) in your language.



2. Take the multiple choice quiz online at <https://bit.ly/QuizA1-21> or printed by your teacher and write your score here \_\_\_\_

If your score is not good, practice more. Then take the quiz again, and write your new score here \_\_\_\_

© 2020-2024 Light of the World Learning

35

## 8. Homework 1 and 2

1. Students will always read the Bible lesson in their first language (L1) before reading it in English the following lesson. Help them get a Bible in their own language if they don't have one. They may also use ScriptureEarth.org or other Bible translation resources. The hyperlinks of the Bible verses will take you to <https://live.bible.is/> where you can select from over 1,000 languages to read and listen to the verses.
2. Go over how to take the quiz, to be sure the student understands what to do. If you would like to see the students' results, please make a copy of the quiz at <https://docs.google.com/forms/d/11D8bRgPsyWHaDwJae1r65RgNgnl2qWK2ZZpKYunuzuw/copy> and then give students the new link to YOUR copy of the quiz. Encourage students to look at their quiz results and practice areas that they missed. They may take the quiz again if needed.





### 3. Homework - Now I Can...

- I can name the days and months and use **was/were**.
- I can talk about jobs and answer questions.
- I can describe where things are.
- I can ask and answer **who, what, where, when, why** and **how** questions.
- I can give directions to places and ask clarifying questions.
- I can introduce and greet people.

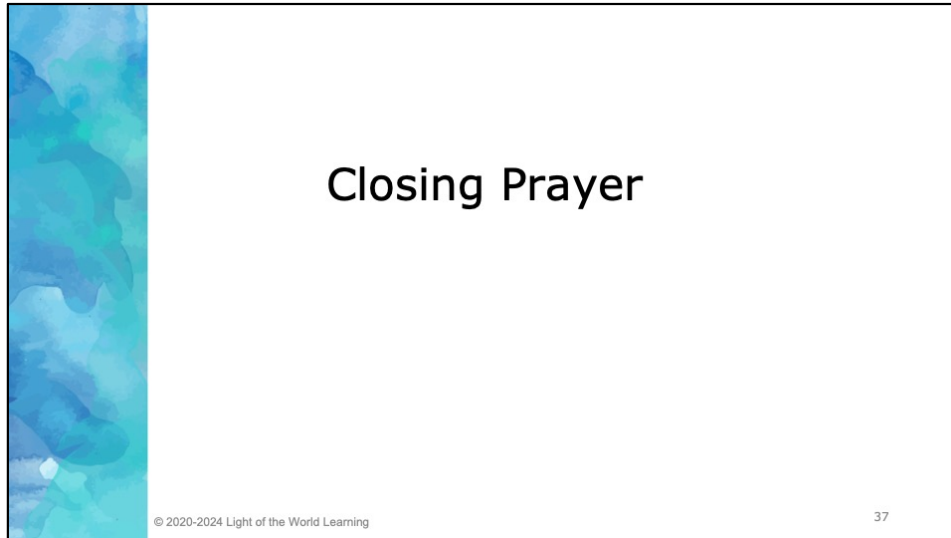
© 2020-2024 Light of the World Learning

36

#### Homework 3 – I can statements

The student must be able to achieve all of these skills before the next lesson. If not, the lesson can be repeated or additional practice materials can be used.

Review all of the skills at the beginning of the next lesson. Be sure to give lots of praise and encouragement!



### Pray

You may want to ask for any special prayer requests, then pray for your students and bless them.

## **Help us share the Light of the World!**

Thank you for using our materials. If these lessons are a blessing to you, please give or volunteer to help others learn English through the Bible.

For more information, visit [LightOfTheWorldLearning.org](https://LightOfTheWorldLearning.org)



© 2020-2024 Light of the World Learning

## Appendix



- How to Use Lessons: [bit.ly/UseLOTW](https://bit.ly/UseLOTW)
- Irregular Verb List: [bit.ly/ListVerbs](https://bit.ly/ListVerbs)
- Lesson Downloads: [LightOfTheWorldLearning.org](https://LightOfTheWorldLearning.org)
- Order Books: [bit.ly/BooksLOTW](https://bit.ly/BooksLOTW)
- Share Your Feedback: [bit.ly/FeedbackLOTW](https://bit.ly/FeedbackLOTW)
- Table of Contents: [bit.ly/TocLOTW](https://bit.ly/TocLOTW)
- Video Channel: [youtube.com/@LightOfTheWorldLearning](https://youtube.com/@LightOfTheWorldLearning)
- Vocabulary List: [bit.ly/VocabUS](https://bit.ly/VocabUS)
- Website: [LightOfTheWorldLearning.org](https://LightOfTheWorldLearning.org)

© 2020-2024 Light of the World Learning

<b>LOTW A1-21 Rubric for Listening, Speaking and Writing Quiz</b>		<b>Student Name:</b>		<b>Date:</b>
		<b>Score for Listening, Speaking and Writing:</b>		
		<b>Score for Multiple Choice Quiz:</b>		
		<b>Total Score:</b>		
<b>Listening and speaking</b>	<b>Question</b>	<b>Good - 3 points</b> Answer is correct, clear and complete.	<b>Okay - 1 point</b> Answer is correct, but unclear or incomplete.	<b>Not acceptable - 0 points</b> Answer is not correct.
<b>Examples:</b>	Are you an adult?	Yes, I am an adult.	Yes. <b>OR</b> Adult am.	
	1. How is it going?			
	2. What day was yesterday? Can you say that again, please?			
	3. What was your first job? (or first school)			
	4. What were your work/school hours?			
	5. Where is the bathroom?			
	6. What's new this week?			
	7. Why do you need to speak English?			
<b>Writing</b>	<b>8. Write 3 sentences about the theme picture.</b>	<b>Good - 3 points</b> Answer is correct, clear and complete. Sentence begins with a capital letter and ends with punctuation.	<b>Okay - 1 point</b> Answer is correct, but incomplete. Sentence is missing capital letters or punctuation.	<b>Not acceptable - 0 points</b> Answer is not correct.
<b>Examples:</b>		I see a family. This is a man. They are animals.	see family. This is man they are animals	
	Sentence 1.			
	Sentence 2.			
	Sentence 3.			
	<b>Total Points out of 30</b>			40

© 2020-2024 Light of the World Learning

Use this rubric to record and score student quizzes.

# Acknowledgements

We would like to thank the entire Light of the World volunteer team for their hard work and creativity in making this project possible. For all those around the world who prayed, wrote, edited, narrated, illustrated, sang, tested and gave generously for this curriculum, we appreciate you sharing the love of Jesus through the gift of English. Our team members include:

Anonymous  
Jean Ato  
Larry Buell  
Cindy Campbell  
Nancy Cobb  
Emily Cox  
Marilyn Dano  
EasyReadEnglish.com  
Don Edic  
MaryBeth Gahan  
Melina Gallo  
Alicia Gentile  
Prakash Chandra Giri

Ellenor Gopal  
Rachel Grijincu  
Carol Hale  
Emily Hamilton  
Patty Hickman  
Carey Jo Johnston  
Nancy Kingdon  
Dorothy Konadu  
Martha Lane  
Bruce Lewis  
Elena Lewis  
Ward Lewis  
Johnny Lukashevich

Gail MacMillan  
Ivan Mader  
Amy Martin  
Tracy Meddaugh  
Barbara Newsome  
Brenda Nielsen  
Deborah O'Donnell  
Georg Ort  
Martha Ort  
Joan Phelps  
Ellie Talalight  
Darrell Turner  
Graham Whitmore

Cheri Wilke  
Ted York  
Anita Zeifert

Images on slides 26-30 by  
Sweet Publishing/  
FreeBibleImages.org,