

Teacher's Notes:

Bible Reading: Our home in heaven (1) - John 14:2-3, Revelation 21:1-8

Theme: Education

Pronunciation: /-nt/ and /st/

Grammar: "Be going to" questions and negatives

Preparation:

- Pray
- Read John 14:2-3, Revelation 21:1-8
- Preview slides and song
- Optional: Bring math, science, history textbooks, computer, diploma, school yearbook, list, etc.



Pray, Review, and Preview

Bible Reading: Our Home in Heaven (1) - [John 14:2-3](#),
[Revelation 21:1-8](#)

Theme: Education

Pronunciation: /nt/ and /st/

Grammar: "Be going to" questions and negatives

© 2020-2024 Light of the World Learning

2

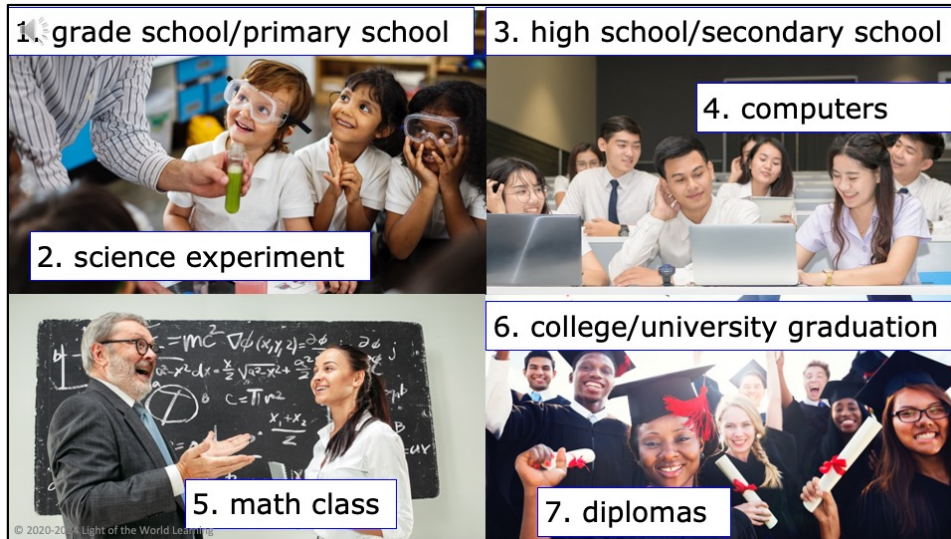
Pray

Pray for the class and you may want to thank the Lord for knowledge, education and educators.

Check Homework and Review

Ask each student to read aloud or recite their homework from the last class. Check written work. Be sure they have read John 14:2-3, Revelation 21:1-8 in their native languages in preparation for the lesson.

Review the main points of the previous lesson and ask if there are any questions.







1B. Show Words for Theme Picture

Please show the names of the theme picture items to the students briefly.

These words can be studied for homework.

Practice of vocabulary begins with the following slide.

Listen and repeat.





1	2	3	4
			
an assignment	a computer	an experiment	a list
assignments	computers	experiments	lists

© 2020-2024 Light of the World Learning 5

2A. Vocabulary

- 1. Say the new words in a simple sentence: "This is a computer."** several times, while indicating the object or picture. Students just watch and listen. Be sure to use a natural speaking voice, and good rhythm and intonation.
- 2. Say the word and the article that goes with it several times,** as you indicate the object. For example, say: *a computer, a computer, a computer*. Have your students then repeat the word after you several times.
- 3. Say the word in the same sentence again.** Have students repeat after you each time, "This is a computer."
- 4. Check students' comprehension by asking direct questions.** For example, *What is this? Where's the list? Is this an experiment?*

Listen and repeat.

5	6	7	8
			
a primary/ grade school	a secondary/ high school	a university/ college	history
primary/grade schools	secondary/ high schools	universities/ colleges	

© 2020-2024 Light of the World Learning

2B. Vocabulary

Note: In the USA, primary school is called “grade school,” secondary school is called “high school,” and university is also called “college.”

We say “a” university instead of “an” university because it begins with the /y/ sound.





- Say the new words in a simple sentence:** “This is a **university.**” several times, while indicating the object or picture. Students just watch and listen. Be sure to use a natural speaking voice, and good rhythm and intonation.
- Say the word and the article that goes with it several times,** as you indicate the object. For example, say: *a university, a university, a university.* Have your students then repeat the word after you several times.

3. Say the word in the same sentence again. Have students repeat after you each time, "This is a university."

4. Check students' comprehension by asking direct questions.

For example, *What is this? Where's the secondary school? Is this history?*


Listen and repeat.

9	10	11	12
			
math	science	a diploma	to post
		diplomas	I'm going to post my assignments online.

© 2020-2024 Light of the World Learning 7

2C. Vocabulary

1. **Say the new words in a simple sentence: "This is math."** several times, while indicating the object or picture. Students just watch and listen. Be sure to use a natural speaking voice, and good rhythm and intonation.
2. **Say the word and the article that goes with it several times**, as you indicate the object. For example, say: *math, math, math*. Have your students then repeat the word after you several times.
3. **Say the word in the same sentence again.** Have students repeat after you each time, "This is math."
4. **Check students' comprehension by asking direct questions.** For example, *What is this? Where's a diploma? Is this science?*

 **Listen and repeat.**

Question ?	Affirmative +	Negative -
Am I going to study math?	Yes, I am going to study math.	No, I'm not going to study math.
Is she going to study science?	Yes, she is going to study science.	No, she is not going to study science.
Are we going to study history?	Yes, we are going to study history.	No, we are not going to study history.

A. Is she going to start university?
 B. No, she isn't going to start university. She's going to start working.

© 2020-2024 Light of the World Learning 8

2D. Grammar

Spoken English usually uses the contraction forms. Written English uses the full forms.

Model, Repeat and Solo the pronunciation of all forms shown on the chart.



What is going to happen?











2E. Grammar and Vocabulary Practice

Ask the students, "What do you think is going to happen?" Students will respond with sentences using "going to".

Answers will vary but may include:

- A. She is going to have a baby.
- B. She is going to eat.
- C. She is going to get a gift.
- D. He (or she) is going to hurt his (or her) foot.

Describe pictures with going to/not going to.

1 	2 	3  X	4 	5  X	6  X
7 	8  X	9 	10  X	11 	12  X

© 2020-2024 Light of the World Learning 10

2F. Grammar and Vocabulary Practice

Ask the students, "What are they going to do?" Students will respond with simple sentences using going to/ not going to (when indicated with an X).

Answers may vary but may include:

1. She is going to teach math.
2. She is going to sing.
3. He is not going to do his assignment on the computer.
4. They are going to do an experiment.
5. She is not going to sleep.
6. They are not going to exercise.
7. She is going to read a book.
8. They are not going to graduate. They are not going to get diplomas.
9. He is going to make a list.
10. He is not going to paint.
11. He is going to study for his test.
12. She is not going to listen to music.



Listen and repeat.

A: What are you going to **do** this week?

B: I'm going to **study with my classmates**.

A: Are you going to **study math**?

B: No, we aren't going to **study math**. We are going to **study history**.

A: That's great!



© 2020-2024 Light of the World Learning

3A. Conversation 1:

- 1. Model: Say both parts of the conversation several times.** Use A and B cards, stick figures, or change your physical position to indicate the dual parts. Role play the parts to convey the meaning of the conversation. **Students are to watch and listen.**
- 2. Repeat: Say one line at a time and have students repeat until they can be understood.**
- 3. Solo: You begin the conversation and call on individual students to respond.** Then reverse the roles (students are A, you are B).
- Once students can do both parts, **encourage free conversation** (students substitute the blue words)



Listen and repeat.

A: Are you going to do **an experiment**?

B: Yes, it's my **science assignment**.

A: What's it going to be?

B: I'm going to **make clouds in a bottle**.



© 2020-2024 Light of the World Learning

12

3B. Conversation 2

- 1. Model: Say both parts of the conversation several times.** Use A and B cards, stick figures, or change your physical position to indicate the dual parts. Role play the parts to convey the meaning of the conversation. **Students are to watch and listen.**
- 2. Repeat: Say one line at a time and have students repeat until they can be understood.**
- 3. Solo: You begin the conversation and call on individual students to respond.** Then reverse the roles (students are A, you are B).
- Once students can do both parts, **encourage free conversation** substituting their own words for the blue words.



Listen and repeat.

1. /-nt/	2. /-st/	3. Challenge
want	list	
went	post	
parent	last	
student	honest	
experiment	test	


- A. The parent went to a university.
B. The honest student posted the test.




4A. Pronunciation- Sound and Spelling

- 1. Model:** Say the sound several times while pointing to it. (For example, point to the **nt** and say /nt/ /nt/ /nt/. Then say the sound and quickly read the entire list, pointing to each item as you read it (/nt/ want/went/parent/student/experiment). Students just watch and listen.
- 2. Repeat:** Say the sound and each word several times, having students repeat each time after you in unison. Be sure to use your normal voice and rate of speed. Do one column at a time, top to bottom.
- 3. Solo:** Call on individuals to say a sound and its word group. Give lots of praise.
- 4. Challenge:** Choose another sound from the lesson that is challenging for your particular students to pronounce. Use words from Parts 1 and 2 of the lesson, and from previous lessons to make

a group of 3-5 words. You may repeat the same challenging sounds in several lessons. Students need a lot of practice on sounds that do not exist in their first language.

.

 Listen and repeat.

A. 	B. 	C. 
history	high school	assignment
primary	college	diplomas
science class	grade school	computer
colleges	science	tornado

© 2020-2024 Light of the World Learning 14

4B. Hum and clap the stress.

Begin by humming the stress of a column of words. Hum higher, longer and louder for big dashes, lower, shorter and quieter for small dashes.

You may use hand gestures to indicate that **the stressed syllable is higher in pitch, longer in duration and louder**. Invite your students to join in humming the rhythm. Once the class is humming the rhythm in unison, you can begin saying the words. You may also wish to clap the syllables while you say the words.

- 1. Model:** Hum and then say each word in the group several times. Students listen.
- 2. Repeat:** students repeat words after you in unison.
- 3. Solo:** call on individuals to read the entire group of words.

Our Home in Heaven (1)

[John 14:2-3](#), [Revelation 21:1-8](#)

Before Jesus went to heaven, he talked to his disciples. He said, "There are many rooms in my Father's house. I'm going there to prepare a place for you."



"Then I am going to come back. I am going to take you with me. Then we are going to be together."

© 2020-2024 Light of the World Learning

15

5A. Read Story:

Students have already read this story in their native language as part of their homework, so it will be familiar even if they do not know all the vocabulary yet. The pictures also help them to understand.

- A. Read the story out loud to the class.
- B. Give simple definitions for words that students ask about.
- C. Ask for volunteers to read aloud paragraphs from the story.
- D. Ask if there are any questions or comments about the story.
- E. Ask the story questions and discuss as a group.



Jesus was talking about our eternal home in heaven.

Later, the disciple John had a vision. He saw a new heaven and a new earth. The first heaven and first earth were gone.


John heard a loud voice coming from heaven.



5B. Read Story:

- A. Read the story out loud to the class.
- B. Give simple definitions for words that students ask about.
- C. Ask for volunteers to read aloud paragraphs from the story.

It said: "See! God's home is with all believers. He will live with them. They will be his people. He will be their God. He will wipe away their tears. There will be no more death or sadness in heaven. There will be no more crying or pain. All these things will be gone forever."



Heaven will be a wonderful place to live.

© 2020-2024 Light of the World Learning


17

5C. Read Story:

- A. Read the story out loud to the class.
- B. Give simple definitions for words that students ask about.
- C. Ask for volunteers to read aloud paragraphs from the story.



John also heard God say this: "I am the One who is the First and Last. I am the Beginning and the End. I give the water of eternal life to people who are thirsty. It is a free gift to my faithful people."



© 2020-2024 Light of the World Learning

18

5D. Read Story:

- A. Read the story out loud to the class.
- B. Give simple definitions for words that students ask about.
- C. Ask for volunteers to read aloud paragraphs from the story.



“The people who win the victory by faith will get this gift from Me. I will be their God. They will be my children.”

“But I am going to punish all the people who do not believe in Me. I am going to punish the people who kill other people.”



5E. Read Story:

- A. Read the story out loud to the class.
- B. Give simple definitions for words that students ask about.
- C. Ask for volunteers to read aloud paragraphs from the story.




"I am going to punish people who do sex sins and evil magic. I am going to punish people who worship false gods or who tell lies. I am going to punish them in hell forever."

Hell is not going to be a good place to live. Hell is a place of terrible punishment. Hell is the punishment for sin.

© 2020-2024 Light of the World Learning

20



5F. Read Story:

- A. Read the story out loud to the class.
- B. Give simple definitions for words that students ask about.
- C. Ask for volunteers to read aloud paragraphs from the story.



Answer the questions

1. What is going to make heaven a wonderful place to live in?
2. Who are we going to be with in heaven?
3. What would it be like to live in a place where there is no death or sadness, crying or pain?
4. Where are you going to spend eternity? Why?

5G: Story Questions

Ask the questions and discuss as a group. For questions 1, 2,3 you may go back to the story to help them find the answer.

Answers:

1. There will be no death, sorrow, crying or pain in heaven.
2. We will be with God and other believers.
3. It will be wonderful.
4. Answers will vary.

Ask if they have any other questions or comments about the story.



Listen and fill in the blanks.

went list last want sent math
can't honest student post test don't

Dear Lord, I 1 believe it's the 2 week of class! I 3 to the library to study, but I still need to 4 my assignments and take the final 5. I 6 want to fail. I 7 to be a good 8 and to get my diploma. Please, Lord, help me! Amen.




© 2020-2024 Light of the World Learning

6A. Activities - Dictation of sound/spelling words /nt/ and /st/

Read the prayer 3 times as students listen and fill in the words. They can write the answers 1-8 on paper or electronic devices. For more advanced students, you can hide the sample word bank.

"Dear Lord, I **can't** believe it's the **last** week of class! I **went** to the library to study, but I still need to **post** my assignments and take the final **test**. I **don't** want to fail. I **want** to be a good **student** and to get my diploma. Please, Lord, help me! Amen."

 Write questions and ask your partner.


Questions	Answers	Follow up
1. Are you going to study math?	No, I'm not.	Why not?
2. When are you going to ____		
3. ____ favorite class in school?		
4. Is your family going to ____		
5. ____ go to school?		
6. ____ use a computer?		
7. ____ primary school?		
8. ____ history?		

© 2020-2024 Light of the World Learning

6B. Activities

Pair work

1. Ask student to complete writing the questions with their own words.
 2. Ask students to interview a partner and write their partner's answers and follow up with another question.
 3. Then they will switch roles and answer their partner's questions.
 4. Check answers for correct grammar and punctuation.
- Number 1 is an example. Questions and answer will vary.

 **Role Play Part A- Student**

A. Can I please register for an English class on Mondays at 9:00?
 B. No, I'm sorry. That class is full.
 OR Yes, you can!

English, math, science, computer skills, history, music, French, painting
--

Time	Mon.	Tue.	Wed.	Thu.
9:00				
10:00				
2:00				
3:00				

© 2020-2024 Light of the World Learning 24

6C. Activities - Role Play

Pair work. Phone call between Student and School Registrar

- Person A is a student who needs to register for 8 classes.
- Person B is the school registrar who only has the white times available for classes.
- Both must work together to write all classes on their schedules but **cannot** look at each others' slides.



Role Play Part B - School Registrar

A. Can I please register for an **English** class on **Mondays** at **9:00**?

B. No, I'm sorry. That class is full. **OR** Yes, you can!

Time	Mon.	Tue.	Wed.	Thu.
9:00	Full		Full	
10:00		Full		Full
2:00			Full	
3:00	Full	Full		Full

© 2020-2024 Light of the World Learning

25

6D. Activities - Role Play

Pair work. Phone call between Student and School Registrar


- Person A is a student who needs to register for 8 classes.
- Person B is the school registrar who only has the white times available for classes.
- Both must work together to write all classes on their schedules but **cannot** look at each others' slides.

Song: Jesus is going to prepare a place

Jesus is going to prepare a place
Where we can always be together
We are going to look at his face
And live in his light forever.

There is going to be no more pain
No more dying, no more sadness
He's going to wipe our tears away
And we'll sing to him with gladness

Jesus is the way, the truth, the life
In his father's house are many rooms
He is coming back to bring us there
We're going to be with him soon.



© 2020-2024 Light of the World Learning

26

7A. Songs and Games

Students will learn the new song for the lesson and may also request to sing favorite songs from previous lessons, if time permits.

1. Model: Read the song lyrics out loud to the class. Ask if there are any questions. Highlight words that students ask about and give simple definitions. Then sing it two or three times, as the students just listen.

2. Repeat: Sing the selection again, a line or sentence at a time, as students repeat after you. Then play the recording and sing the song together as a class in unison.

3. Solo: The student sings solo (or if shy, can just read the words aloud).



1 & 2 Homework

1. Read the next lesson's Bible verses: [Revelation 21:10-27](#); [Revelation 22:1-5, 17](#) in your language.
2. Write 6 sentences about your school in your country.
 - A. In the USA, we start grade school at age 5 or 6.
 - B.
 - C.
 - D.
 - E.
 - F.
 - G.

© 2020-2024 Light of the World Learning

27

8A. Homework 1, and 2 - Reading the next Bible Lesson in L1, and writing about self with new vocabulary













Students will always read the Bible lesson in their first language (L1) before reading it in English the following lesson. Help them get a Bible in their own language if they don't have one. They may also use ScriptureEarth.org or other Bible translation resources.

Model. Go over each of the homework assignments to be sure the student understands what to do.

Repeat. Encourage students to find someone with whom to practice conversing and reading the completed homework assignment. They may use a bilingual dictionary.

Solo. Students will share their homework when they are finished. After they have shared their homework, be sure to check it for correctness, including spelling. Explain mistakes, while providing praise and encouragement. Answers will vary.


3. Write the words for each picture.

1 	2 	3 	4 	5 	6 
a primary/ grade school					
primary/ grade schools					
7 	8 	9 	10 	11 	12 

© 2020-2024 Light of the World Learning 28

8B. Homework 3. – Write the vocabulary words with the pictures

1. a primary school, primary schools or a grade school, grade schools
2. a list, lists
3. science
4. an experiment, experiments
5. a secondary school, secondary schools or a high school, high schools
6. an assignment, assignments
7. a computer, computers
8. math
9. history
10. to post, I'm going to post my assignments online.
11. a university, universities or a college, colleges
12. a diploma, diplomas

 **4. Mark the /nt/ and /st/ sounds.
Then write and say the sentences**

A. Hell is a place of punishment.	
B. She is going to be a student at university.	
C. I want to paint a flower.	
D. The pretest is going to be online.	
E. The teacher made a list of books to read.	
F. My last class was history.	

© 2020-2024 Light of the World Learning 29

8C. Homework 4 – Write and say sentences with the new sounds.

This homework practices writing, spelling and pronouncing the /nt/ and /st/ sounds.

Answers:

- A. Hell is a place of punishmentnt.
- B. She is going to be a student at university.
- C. I nt want to st paint a flower.
- D. The st pretest is going to be online.
- E. The teacher made a st list of books to read.
- F. My st last class was st history.



5. Homework

Match the word to the statement

hell

John

Jesus

God

heaven

eternal life

1. He said, "There are many rooms in my father's house."	Jesus
2. A wonderful place to live.	
3. He had a vision of a new heaven and earth.	
4. He said, "I am the first and the last."	
5. A free gift to believers.	
6. A place of punishment.	

© 2020-2024 Light of the World Learning

30

8D. Homework 5 – Bible Story Review

Students may look back at the story to match the word to the statement. Number 1 is the example.

Answers.

1. Jesus
2. heaven
3. John
4. God
5. eternal life
6. hell

6. Homework – Choose 1 Verse to Memorize

A

Jesus answered, "I am the way, the truth, and the life. The only way to the Father is through me."

[John 14:6](#) ERV

B

The Lord saves his servants. All who go to him for protection will escape punishment.

[Psalm 34:22](#) ERV

© 2020-2024 Light of the World Learning

31

8E. Homework 6– Memorize a Verse

Learners get to choose A, B, or C (on the next slide) to memorize. Please notice that the memory work is not long. Everyone, regardless of skill level, should be able to do it.

- 1. Model.** Recite a verse from memory.
- 2. Repeat.** Encourage students to find someone with whom to practice conversing and reading the completed homework assignment.
- 3. Solo.** Students will recite the verse from memory at the next class.

6. Homework – Choose 1 Verse to Memorize


C

I am the Alpha and the Omega, the Beginning and the End. I will give free water from the spring of the water of life to anyone who is thirsty.

[Revelation 21:6](#) ERV

8F. Homework – 6. Memorize a Verse

Learners get to choose A, B, (from previous slide) or C to memorize.

 **7. Homework – Fill in the blanks**

going to is am are be not

A. There _____ be a new heaven and a new earth.

B. Are you _____ heaven?

C. We _____ see Jesus.

D. Jesus _____ take you with him.

E. Is there _____ be sadness or pain in heaven?

F. No, there _____.

G. The faithful people _____ get a free gift.

© 2020-2024 Light of the World Learning 33

8G. Homework 7 – Grammar Review

Fill in the blanks using the words in the blue boxes. Words can be used more than once and some sentences need more than one word. To model, write "There **is going to** be a new heaven and a new earth.

Answers:

- A. is going to
- B. going to
- C. are going to
- D. is going to
- E. going to
- F. is not
- G. are going to

8. Homework

- A. Why is Jake happy?
- B. What is he going to try to do?
- C. What isn't he going to do?
- D. What are they going to do next year?
- E. What classes do you like best in school?

© 2020-2024 Light of the World Learning

Hi Mom,
I am happy about the classes that I am going to take at university next month. I am going to study English, math, and history. These are all my favorite subjects. I am not going to take geography or science this year.

I am going to try to finish all my assignments and study hard.

My friends think we are going to get our diplomas next year. We pray that we are going to get good jobs after university. Love, Jake

8H. Homework 8– Everyday Reading and Writing.

The learners will read the letter and answer the questions.

Answers:

- A. Because he is going to study his favorite subjects.
- B. He's going to try to finish his assignments and study hard.
- C. He isn't going to take geography or science.
- D. They are going to get their diplomas.
- E. Answers will vary.



9. Homework- Write your answers

Write 8 sentences about your education. Where and what did you study? What are you going to study in the future?

A. I took cooking classes in secondary school.

8I. Homework 9 – Writing about theme or Bible Story

Model. Write something about **your** education, and share it with the students. For example, “I studied to be a teacher.”

Answers will vary.



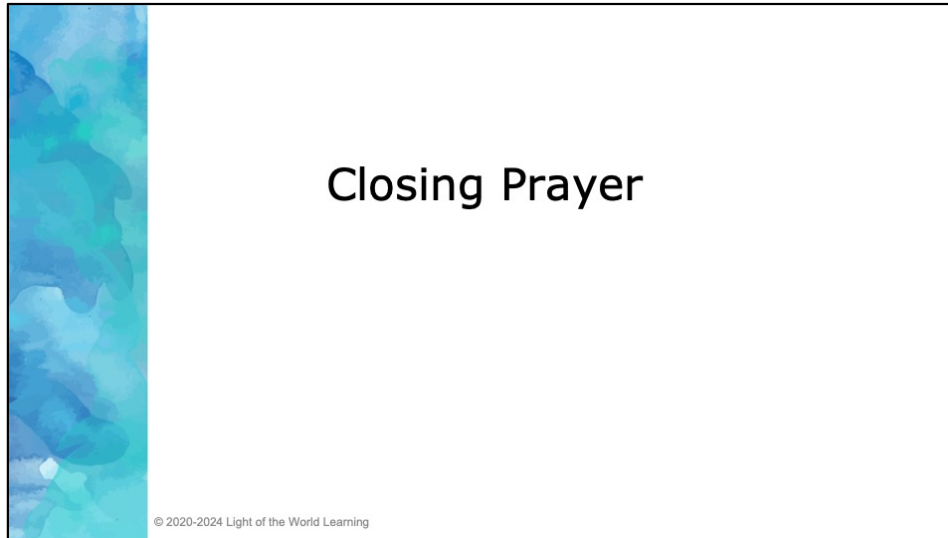
10. Homework - Now I Can...

- I can talk about education.
- I can understand, say, read, and write the 12 vocabulary words.
- I can use **going to** with negatives and questions.
- I understand that we have a home in heaven.

8J. Homework 10 – I can statements

The student must be able to achieve all of these skills before the next lesson. If not, the lesson can be repeated or additional practice materials can be used.

Review all of the skills at the beginning of the next lesson. Be sure to give lots of praise and encouragement!



Pray

You may want to ask for any special prayer requests, then pray for your students and bless them.

Help us share the Light of the World!

Thank you for using our materials. If these lessons are a blessing to you, please give or volunteer to help others learn English through the Bible.

For more information, visit LightOfTheWorldLearning.org



© 2020-2024 Light of the World Learning

Appendix



- How to Use Lessons: bit.ly/UseLOTW
- Irregular Verb List: bit.ly/ListVerbs
- Lesson Downloads: LightOfTheWorldLearning.org
- Order Books: bit.ly/BooksLOTW
- Share Your Feedback: bit.ly/FeedbackLOTW
- Table of Contents: bit.ly/TocLOTW
- Video Channel: youtube.com/@LightOfTheWorldLearning
- Vocabulary List: bit.ly/VocabUS
- Website: LightOfTheWorldLearning.org

© 2020-2024 Light of the World Learning

Acknowledgements

We would like to thank the entire Light of the World volunteer team for their hard work and creativity in making this project possible. For all those around the world who prayed, wrote, edited, narrated, illustrated, sang, tested and gave generously for this curriculum, we appreciate you sharing the love of Jesus through the gift of English. Our team members include:

Anonymous
Jean Ato
Larry Buell
Cindy Campbell
Nancy Cobb
Emily Cox
Marilyn Dano
EasyReadEnglish.com
Don Edic
MaryBeth Gahan
Melina Gallo
Alicia Gentile
Prakash Chandra Giri

Ellenor Gopal
Rachel Grijincu
Carol Hale
Emily Hamilton
Patty Hickman
Carey Jo Johnston
Nancy Kingdon
Dorothy Konadu
Martha Lane
Bruce Lewis
Elena Lewis
Ward Lewis
Johnny Lukashevich

Gail MacMillan
Ivan Mader
Amy Martin
Tracy Meddaugh
Barbara Newsome
Brenda Nielsen
Deborah O'Donnell
Georg Ort
Martha Ort
Joan Phelps
Ellie Talalight
Darrell Turner
Graham Whitmore

Cheri Wilke
Ted York
Anita Zeifert

Images on slides 15-20,
26 by Sweet Publishing/
FreeBibleImages.org,