

Level A1 Beginner, Lessons 1-21

**Light**  
*of the*  
**WORLD**




*Learning English through the Bible*

**Student's Book**

## Contents

Lesson A1-01.....	3
Lesson A1-02.....	17
Lesson A1-03.....	22
Lesson A1-04.....	29
Lesson A1-05.....	35
Lesson A1-06.....	43
Lesson A1-07.....	50
Lesson A1-08.....	58
Lesson A1-09.....	66
Lesson A1-10.....	74
Lesson A1-11.....	82
Lesson A1-12.....	90
Lesson A1-13.....	98
Lesson A1-14.....	106
Lesson A1-15.....	114
Lesson A1-16.....	122
Lesson A1-17.....	130
Lesson A1-18.....	138
Lesson A1-19.....	147
Lesson A1-20.....	155
Lesson A1-21.....	163

List of 50 Common Irregular Verbs



What do you see?

Letters



Numbers



01-4

What do you see?



01-3

Listen and repeat.

<b>A B C D E F G H</b> <b>I J K L M N O P</b> <b>Q R S T U V W</b> <b>X Y Z</b>	<b>0 1 2 3 4 5 6 7 8 9</b>	Adam 	A-d-a-m 
a letter	a number	to say	to spell
letters	numbers	Please say your name.	Please spell your name.

01-5

Listen and repeat.

1	2	3	4
A a	B b	C c	D d
----- _____	----- _____	----- _____	----- _____

01-6

Listen and repeat.

9	10	11	12
I i	J j	K k	L l
----- _____	----- _____	----- _____	----- _____

01-8

Listen and repeat.

5	6	7	8
E e	F f	G g	H h
----- _____	----- _____	----- _____	----- _____

01-7

Listen and repeat.

13	14	15	16
M m	N n	O o	P p
----- _____	----- _____	----- _____	----- _____

01-9

Listen and repeat.

17	18	19	20
<u>Q q</u>	<u>R r</u>	<u>S s</u>	<u>T t</u>
----- _____	----- _____	----- _____	----- _____

01-10

Listen and repeat.

25	26		
<u>Y y</u>	<u>Z z</u>	<u>0</u> nought	<u>1</u> one
----- _____	----- _____	----- _____	----- _____

01-12

Listen and repeat.

21	22	23	24
<u>U u</u>	<u>V v</u>	<u>W w</u>	<u>X x</u>
----- _____	----- _____	----- _____	----- _____

01-11



Listen and repeat.

<u>2</u> two	<u>3</u> three	<u>4</u> four	<u>5</u> five
----- _____	----- _____	----- _____	----- _____

01-13

Listen and repeat.

6	7	8	9
_____	_____	_____	_____
six	seven	eight	nine
-----	-----	-----	-----
_____	_____	_____	_____

01-14

Listen and repeat.

A: What's your name?

B: Adam.


A: Please spell your name.

B: A-d-a-m.

A: What's your phone number?

B: 312-555-7890.

A: Thank you!




01-16

Listen and repeat.

1. Please spell your name.

2. What is your phone number?



01-15

Listen and repeat.

1. /A/	2. /E/
J	B
H	C
A	G
K	T
8	3



01-17

Listen and repeat.

—	— _
say	letter
spell	number
phone	seven
name	listen
see	thank you



01-18

Listen and write the letters and numbers.

1.	
2.	
3.	
4.	
5.	
6.	
7.	

spell  
3456  
012  
number  
name  
say  
789  
ABC

01-20

## God is Love

[1 John 4:16 ERV](#)

So we know the love that God has for us, and we trust that love.

God is love. Everyone who lives in love lives in God, and God lives in them.



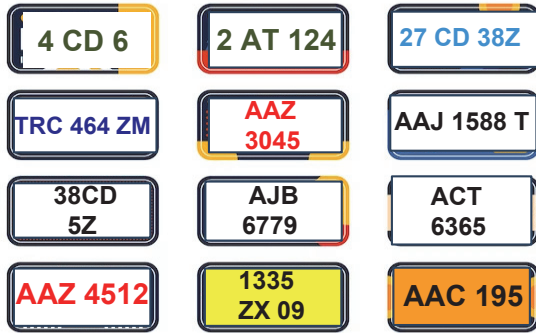
01-19

Write questions and ask your partner.

Questions	Answers
1. What's your <b>teacher's name</b> ?	
2. What's your _____?	
3. Please spell your _____.	
4. What's your phone _____?	

01-21

## Say the letters and numbers



**Find 3 Number Plates**

01-22


## 1 & 2 Homework

- Read the next lesson's Bible verses: [Isaiah 54:10](#) and [Luke 15:20](#) in your language.
- Fill in the blanks:
  - My name is \_\_\_\_\_.
  - My phone number is \_\_\_\_\_.
  - My teacher's name is \_\_\_\_\_.
  - The numbers are 0,1,\_\_\_\_,3,4,\_\_\_\_,6,7,\_\_\_\_,9
  - The letters are A,B,C,\_\_\_\_,E,F,G,\_\_\_\_,I,J,K,\_\_\_\_,M,N,O,\_\_\_\_

01-24

## Sing the alphabet song!

A - B - C - D - E - F - G  
 H - I - J - K - L - M - N  
 O - P - Q - R - S - T - U  
 V - W - X - Y - Z  
 Our Lord is the A to Z  
 Loves us all from foot to head



01-23

## 3. Homework. Write the words and numbers

ABCDEFGHIJK LMNOPQRSTU VW XYZ	<b>0123456 789</b>	Adam 	A-d-a-m 	<b>nought</b>	<b>nine</b>
a letter					
letters					
<b>two</b>	<b>seven</b>	<b>three</b>	<b>five</b>	<b>one</b>	<b>eight</b>
					8
					eight

Page 8


01-25

## 4. Homework

Watch and listen to slides 27-52.

Then write and say the letters and numbers on slides 6-14.

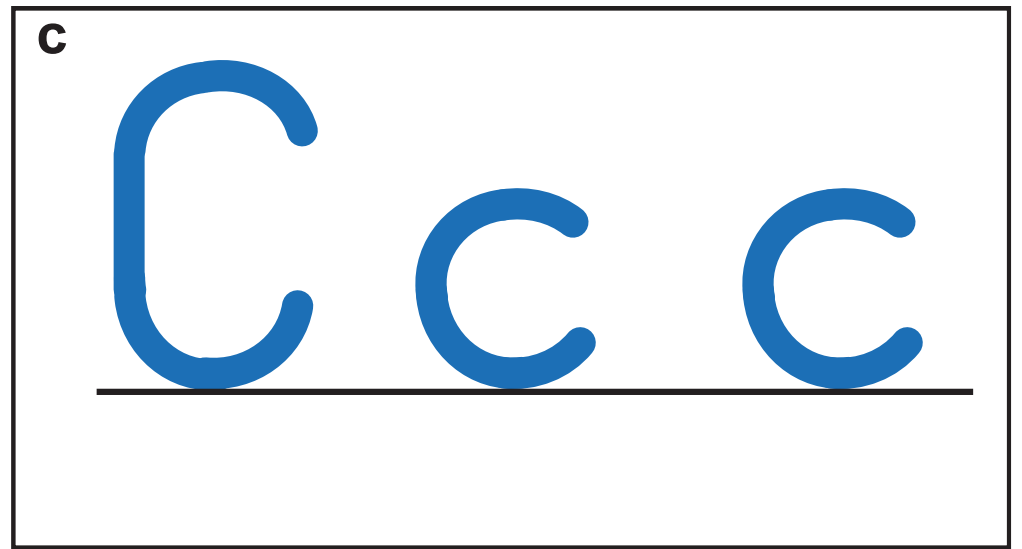
01-26



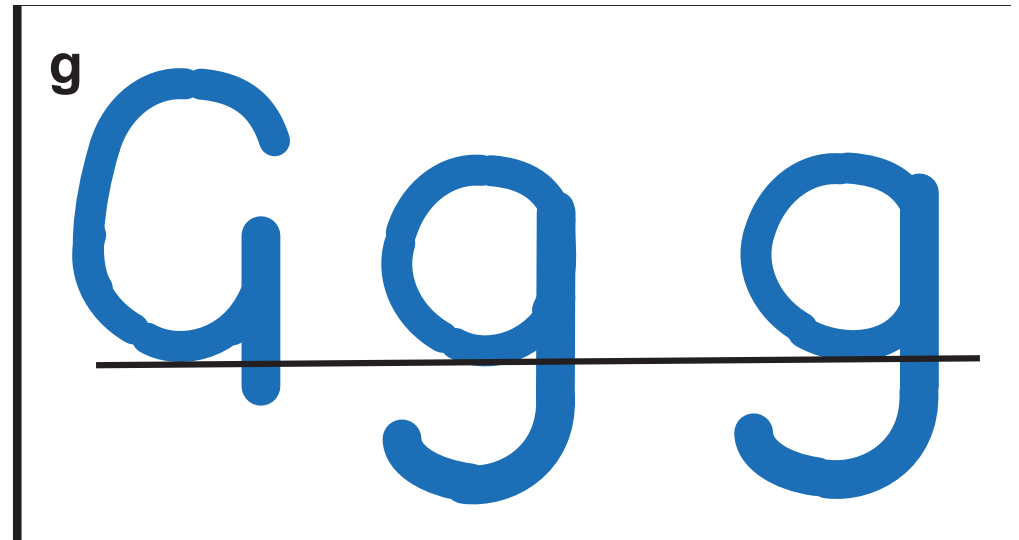
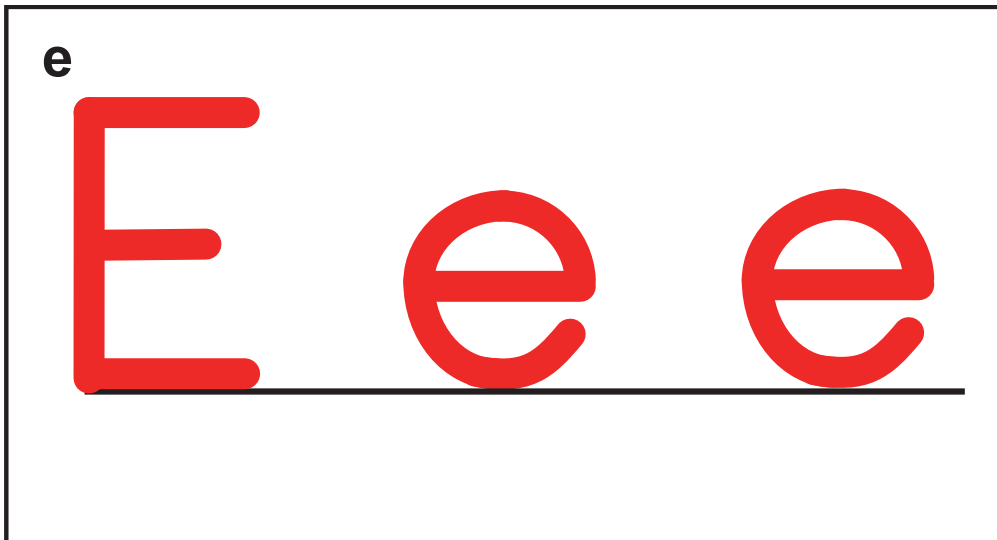
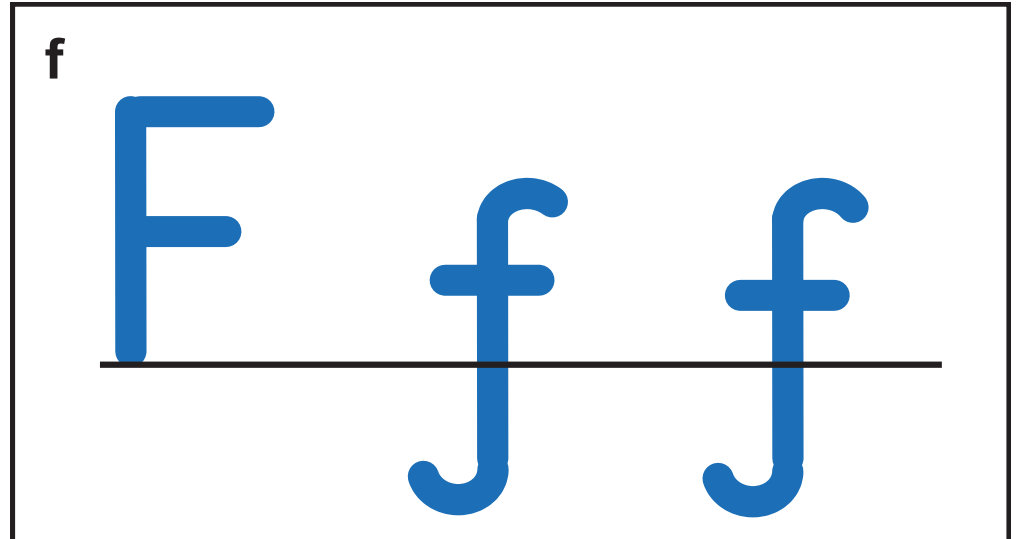

01-28

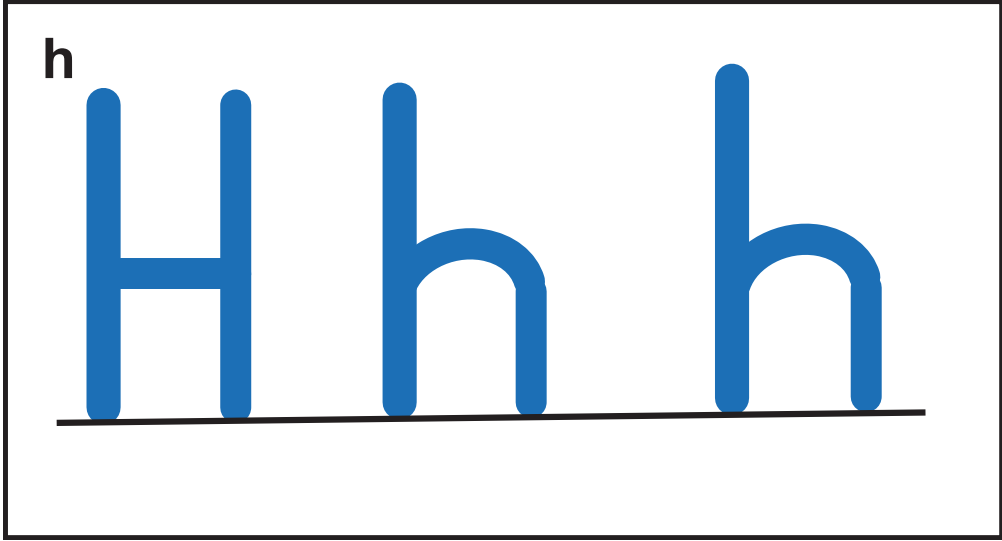


01-27




01-29

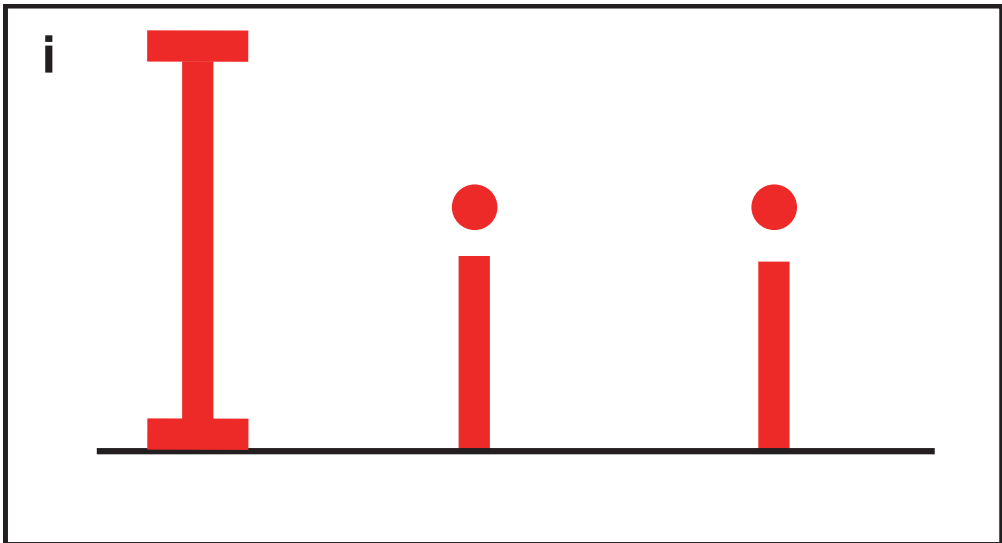





01-34



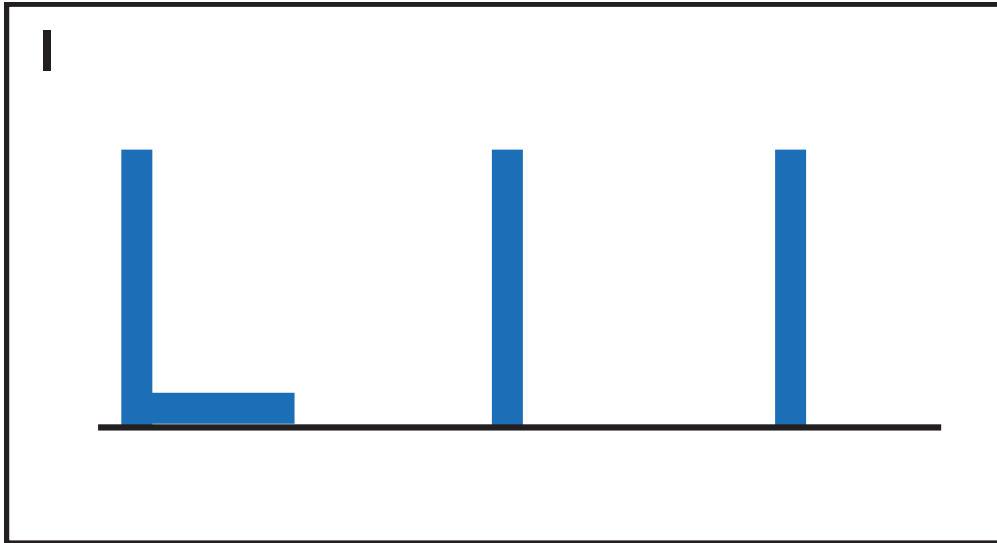
01-36



01-35



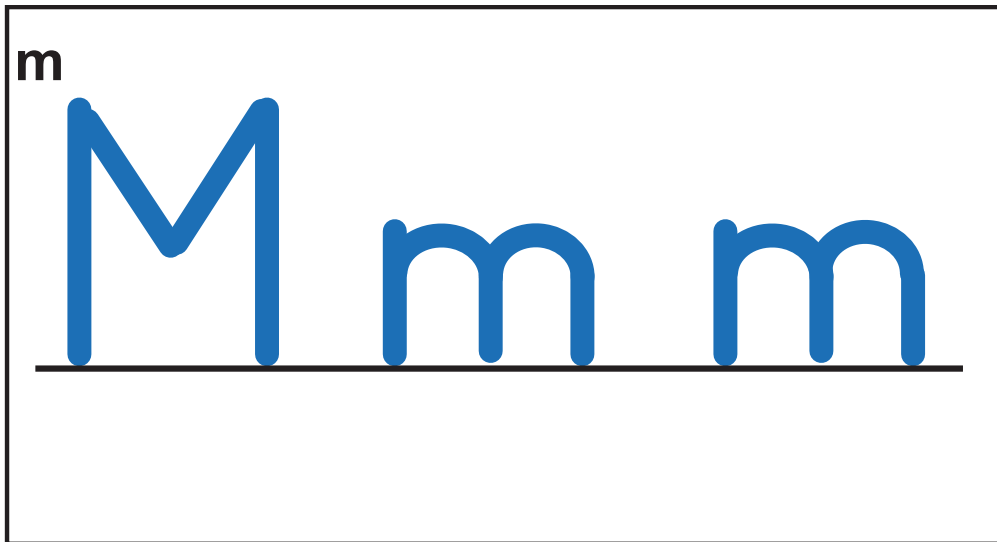
01-37



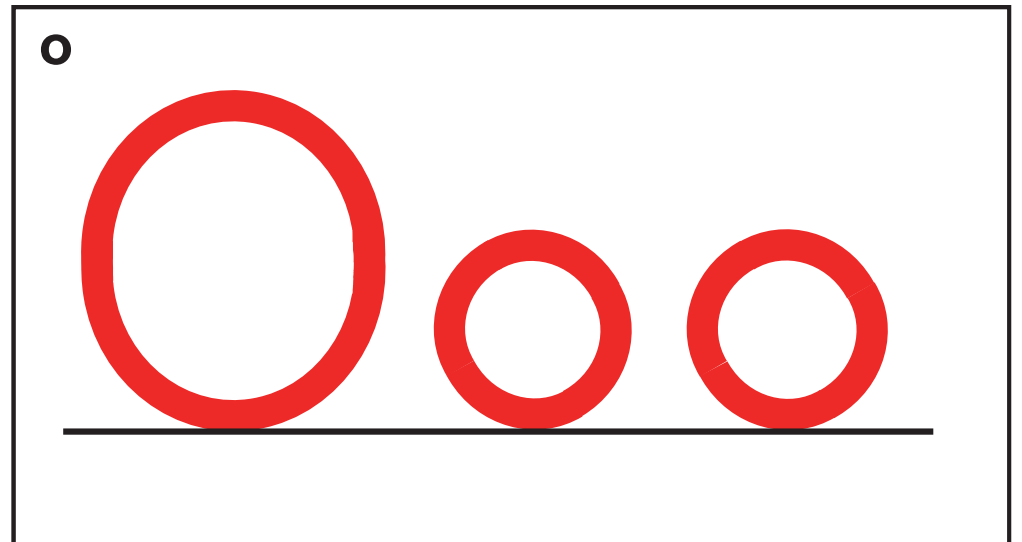
01-38




01-40




01-39




01-41




01-42





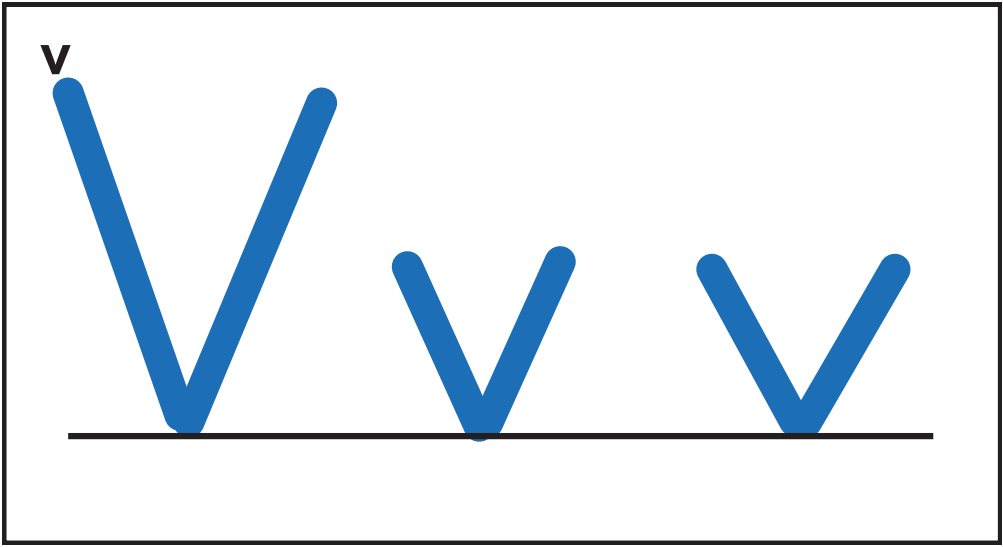
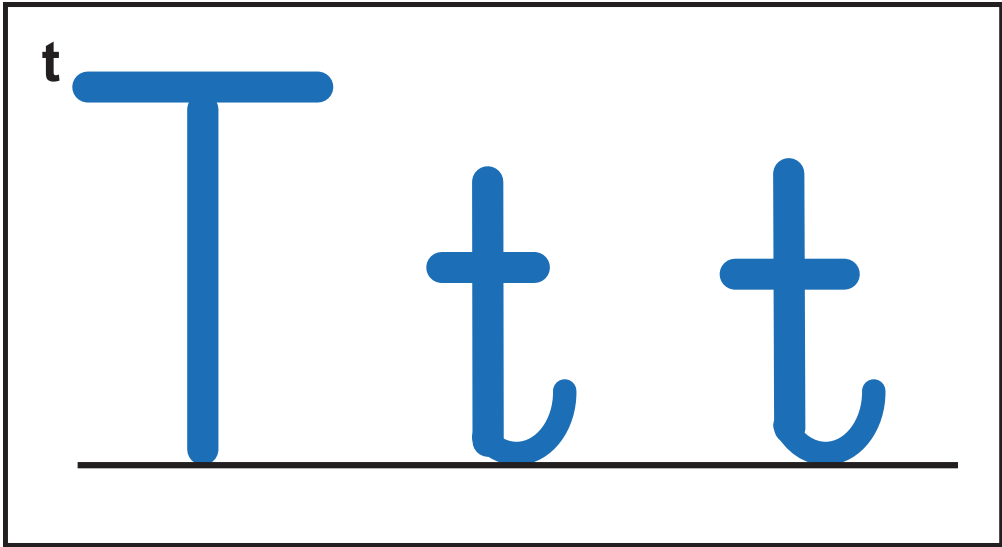
01-44

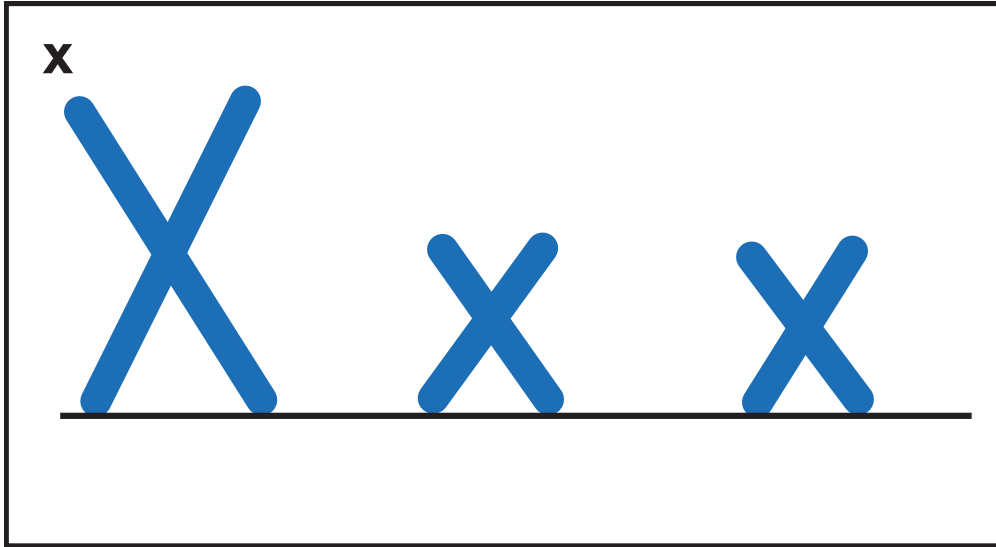


01-43

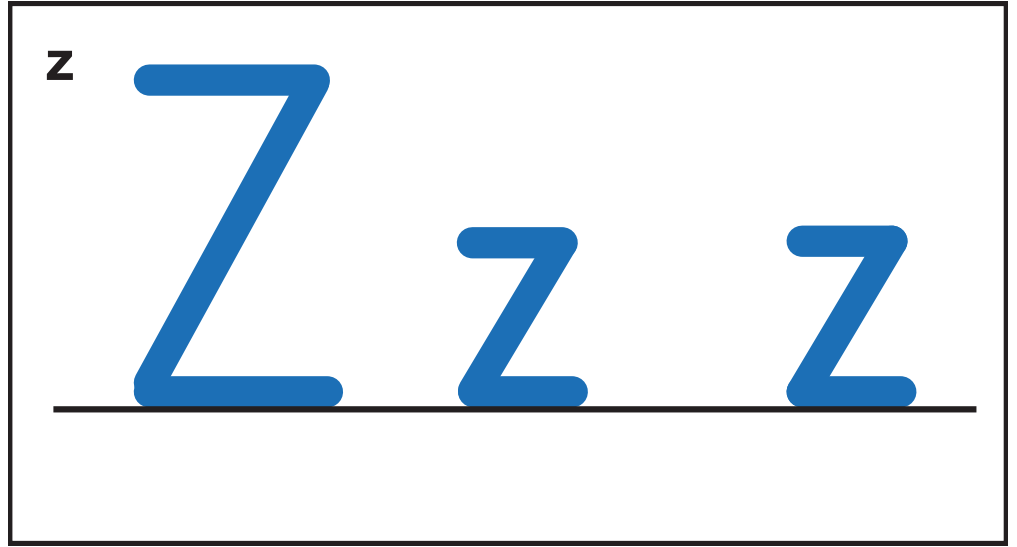


01-45

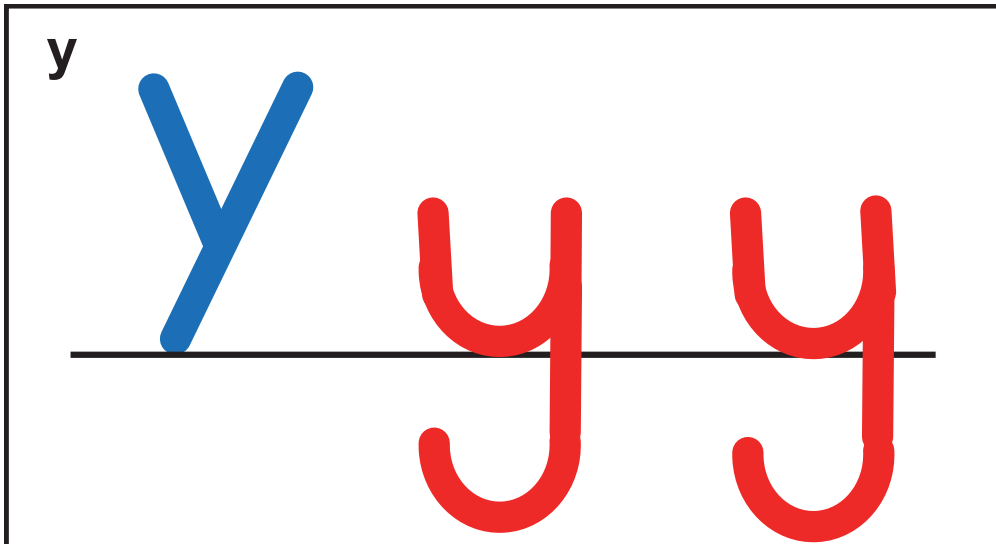




01-50



01-52



01-51

## 5. Homework – Circle the word love

Dear friends, we should love each other, because love comes from God. Everyone who loves has become God's child. And so everyone who loves knows God. Anyone who does not love does not know God, because God is love.

1 John 4:7-8 ERV

So we know the love that God has for us, and we trust that love.

God is love. Everyone who lives in love lives in God, and God lives in them.

1 John 4:16 ERV

## 6. Homework – Choose 1 Verse to Memorise

**A**

God is love. Everyone who lives in love lives in God, and God lives in them.

[1 John 4:16b](#) ERV

**B**

I am the A and the Z, the first and the last, the beginning and the end.

[Revelation 22:13](#) GWT

01-54

## 7. Count and write the numbers.



01-56

## 6. Homework – Choose 1 Verse to Memorise

**C**

Dear friends, we should love each other, because love comes from God. Everyone who loves has become God's child. And so everyone who loves knows God. Anyone who does not love does not know God, because God is love.

[1 John 4:7-8](#) ERV




01-55

## 8. Homework - Now I Can...

- I can spell and write my name.
- I can say and write my phone number.
- I can sing or say the ABC song.
- I can say and write the numbers 0-9
- I can say and write the letters A-Z.

01-57



What do you see?

shake hands



wave



hug



high five



02-4

What do you see?



02-3

Listen and repeat.

1	2	3	4
a name	a hand	hello	goodbye
names	hands	I say hello.	They say goodbye.

02-5

### Listen and repeat.

<b>5</b> 	<b>6</b> 	<b>7</b> 	<b>8</b> 
bad	good	to meet	to hug
This is bad.	This is good.	It's nice to meet you.	We hug.

02-6

### Listen and repeat.

	Phrase	Response
1.	Hello, how are you?	I'm OK, thanks. I'm fine, thank you.
2.	It's nice to meet you!	It's nice to meet you, too.
3.	Hello, my name is ____.	Hello, my name is ____.
4.	What is your name?	My name is ____.
5.	Goodbye.	Goodbye.

02-8

### Listen and repeat.

<b>9</b> 	<b>10</b> 	<b>11</b> 	<b>12</b> 
to wave	to shake hands	to love	to smile
Wave hello!	We shake hands.	God loves you.	I smile.

02-7

### Listen and repeat.

A: Hello, how are you?  
B: I'm OK, thanks. And you?  
A: I'm OK.



A: Hello, how are you?  
B: I am fine, thank you. And you?  
A: I'm fine.



02-9

## Listen and repeat.

A: Hi, my name is **Andrew**. What is your name?

B: I am **Hugh**.

A: Nice to meet you, **Hugh**!

B: Nice to meet you, too.

A: I need to go to class now. Goodbye!

B: Goodbye.



02-10


## Listen and repeat.

—	— _	_ —
smile	listen	goodbye
you	seven	hello
meet	English	to meet
love	thank you	repeat

02-12

## Listen and repeat.

1. /a/	2. /yU/	3. Challenge
am	you	
bad	use	
man	computer	
hand	music	



1. You use a computer for music.
2. I am a man.

02-11

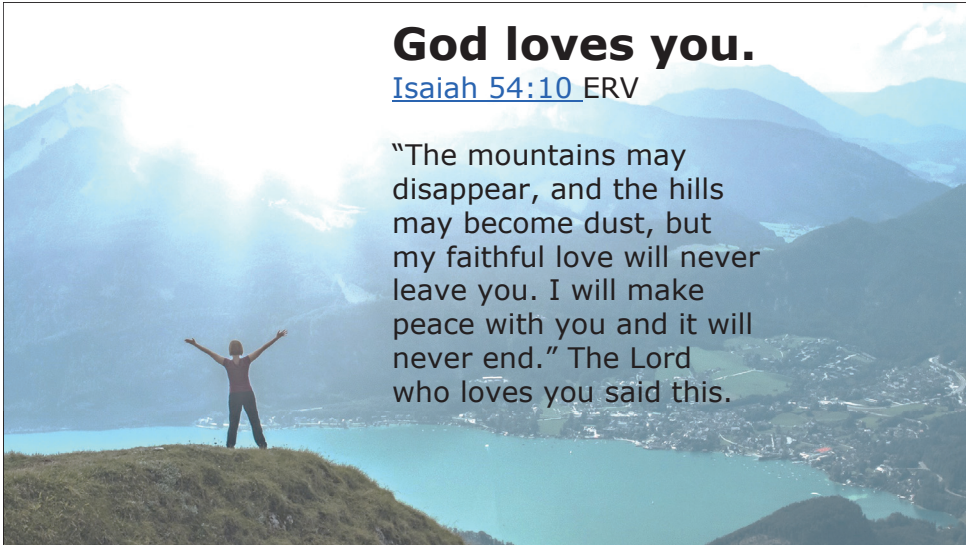
## God loves you.

[Luke 15:20](#) ERV

While the son was still a long way off, his father saw him coming and felt sorry for him. So he ran to him and hugged and kissed him.



02-13



02-14

Ask your partner.

Questions	Answers
1. How are you?	
2. What is your name?	
3. How do you spell your name?	
4. What is your phone number?	

02-16

Listen and write one word per line.

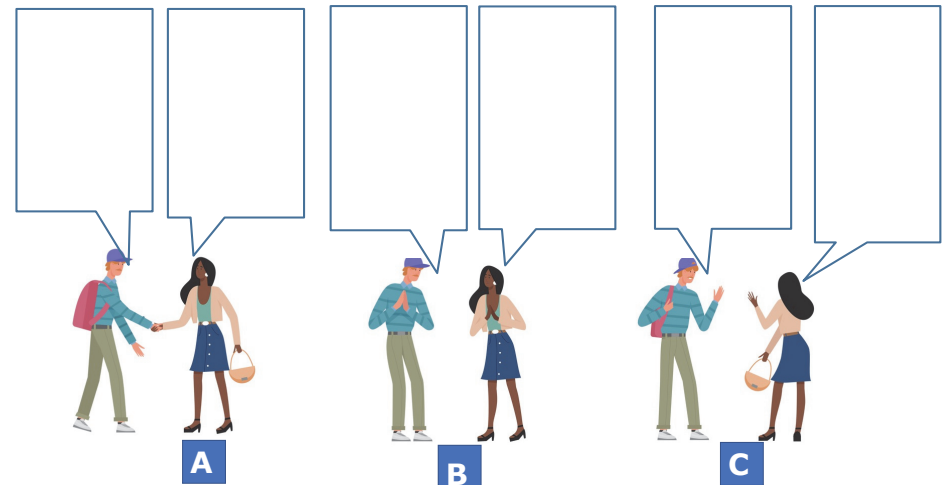
1.
2.
3.
4.
5.
6.

- music
- hand
- name
- am
- computer
- you
- bad
- wave



02-15

Fill in the words and practise.



02-17

## Game - Charades

Act out the vocabulary words.



02-18

## 3. Write the words

1 	2 	3 	4 	5 	6 
a hand					
hands					
7 	8 	9 	10 	11 	12 

02-20

## 1 & 2 Homework

1. Read the next lesson's Bible verses: [Matthew 6:9](#) and [John 4:14](#) in your language.

2. Fill in the words. Letter A is an example.

- A. Hello, how are **you**?
- B. \_\_\_ fine, thank you.
- C. Nice to \_\_\_ you.
- D. \_\_\_ to meet you, too.
- E. What is your phone \_\_\_?
- F. What is your \_\_\_?
- G. God \_\_\_ you.

loves  
name  
meet  
I'm  
**you**  
number  
nice

02-19

## 4. Write and say the words

A. I am Adam. Nice to meet you.	
B. The man shakes hands.	
C. This is bad.	
D. You use the computer.	
E. God loves you.	
F. The music is good!	

02-21

## 5. Write the Bible verses from the lesson.

Isaiah 54:10, ERV

---

---

---

Luke 15:20, ERV

---

---

---

02-22

## 7. Homework - Now I Can...

- I can say **hello**, **goodbye** and **nice to meet you**.
- I can ask "How are you?" and answer "I am OK/fine."
- I can read, write, say, and understand the 12 vocabulary words.
- I understand that God loves me.

02-24

## 6. Homework – Choose 1 Verse to Memorise

**A**

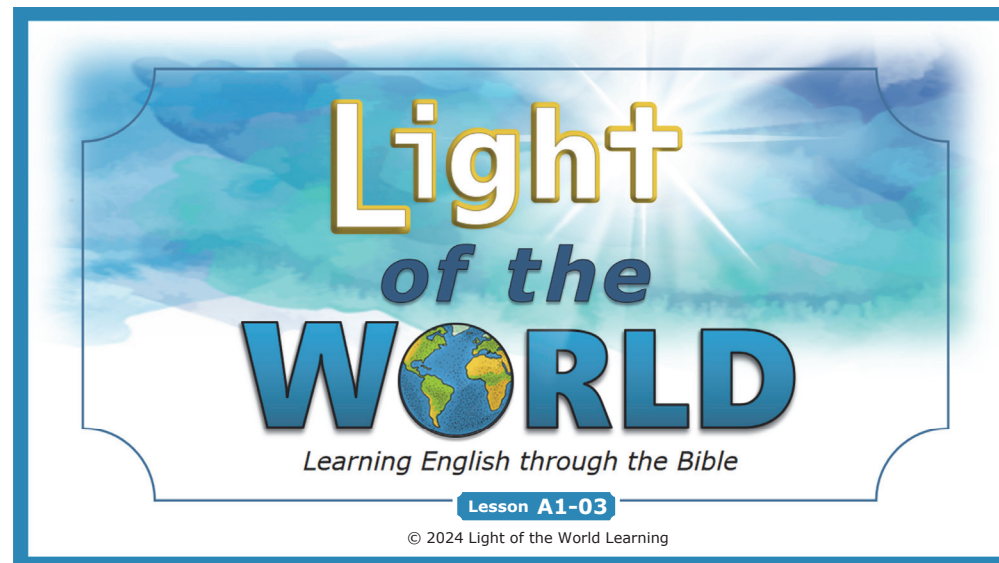
"The mountains may disappear, and the hills may become dust, but my faithful love will never leave you. I will make peace with you and it will never end." The Lord who loves you said this.

[Isaiah 54:10](#), ERV

**B**

While the son was still a long way off, his father saw him coming and felt sorry for him. So he ran to him and hugged and kissed him. [Luke 15:20](#), ERV

02-23




What do you see?



03-3

Listen and repeat.

1 	2 	3 	4 
water*	to help	food*	a table
	Please help.		tables

03-5

What do you see?



03-4

1. spoon

2. fork

3. table

4. bottle

5. water





6. food

Listen and repeat.

5 	6 	7 	8 
to drink	to eat	a spoon	a fork
I drink water.	We eat food.	spoons	forks

03-6

Listen and repeat.

<b>9</b> 	<b>10</b> 	<b>11</b> 	<b>12</b> 
a bathroom	a bottle	a ball	bread*
bathrooms	bottles	balls	

03-7

Listen and repeat.

I need \_\_\_\_\_.

Pronoun		
I	need	some water.
You	need	some food.
He/She/It	needs	a bathroom.
You/We/They	need	help.

03-9

Listen and repeat.

Question		Answer
How are	you?	Fine.
How is	he? she? it?	Fine.

03-8


Listen and repeat.

A: Hello, **Jane!** How **are you?**

B: **I need help. I need water,** please.

A: Yes, of course! Here is a **bottle of water!**

B: Thank you.



03-10

## Listen and repeat.

A: Hi **Bob**. Are you OK? What do you need?

B: I need **some food**.

A: Well, let's go **to eat**.

B: Yes, let's go!



03-11

## Listen and repeat.

—	— —	— —
food	water	I need
bad	bottle	hello
ball	table	goodbye
fork	never	let's go
bread	thirsty	repeat

03-13

## Listen and repeat.

1. /A/	2. /b/	3. Challenge
table	bye	
name	bottle	
OK	bathroom	
play	ball	
8	Bible	

A. OK, I need 8 bottles.

B. The Bible is on the table.

03-12

## God is our Father

[Matthew 6:9](#) ERV




So this is how you should pray:  
 "Our Father in heaven, we pray  
 that your name will always be kept  
 holy."

03-14

But anyone who drinks the water I give will never be thirsty again...

[John 4:14 ERV](#)



03-15

What do they need?



03-17

Listen and write one word per line.

1.
2.
3.
4.
5.
6.
7.

- OK
- bottle
- bad
- water
- bathroom
- name
- table
- ball

03-16

Song - Living Water

I need water.  
And I need food.  
I need his help  
And I know you do, too. (2X)

Jesus is the Living Water.  
Jesus is the Bread of Life.  
Jesus loves us and he helps us.  
He gives us eternal life.

03-18

## 1 & 2 Homework

1. Read the next lesson's Bible verses: [Psalm 116:5](#) and [Psalm 147:1](#) in your language.
2. Write 6 new words.

- A. Need
- B.
- C.
- D.
- E.
- F.
- G.

03-19

## 4. Write and say the sentences.

A. Hello, my name is Bob.	
B. Let's play ball.	
C. Goodbye, Jane.	
D. The food is on the table.	
E. She is in the bathroom.	

03-21

## 3. Write the words for each picture.

1 	2 	3 	4 	5 	6 
water					
7 	8 	9 	10 	11 	12 

03-20

## 5. Homework

Write the Bible verses.

1. So this is how you should pray: "Our Father in heaven, we pray that your name will always be kept holy." (Matthew 6:9 ERV)
2. But anyone who drinks the water I give will never be thirsty again... (John 4:14, ERV)

03-22

## 6. Homework – Choose 1 Verse to Memorise

**A**

So this is how you should pray: "Our Father in heaven, we pray that your name will always be kept holy." (Matthew 6:9 ERV)

**B**

But anyone who drinks the water I give will never be thirsty again... (John 4:14, ERV)

03-23

## 8. Homework - Memorise and practise with a friend.



A: Hey! How are you doing?

B: **I need help. I need water**, please.

A: Yes, of course! Here is a **bottle of water!**

B: Thank you.

03-25

## 7. Homework

**need**

**needs**

- A. I \_\_\_\_\_ water.
- B. They \_\_\_\_\_ food.
- C. He \_\_\_\_\_ help.
- D. We \_\_\_\_\_ love.
- E. It \_\_\_\_\_ a name.
- F. She \_\_\_\_\_ a spoon.



03-24

## 9. Homework- Write your answers.

List the things you need now.

- 1. I need water.
- 2. I need \_\_\_\_\_.
- 3. I need \_\_\_\_\_.
- 4. I need \_\_\_\_\_.
- 5. I need \_\_\_\_\_.




03-26

## 10. Homework - Now I Can...

- I can say the things I need.
- I can understand, say, read, and write the 12 vocabulary words.
- I can ask "How are you?" and reply "Fine."
- I understand that God is our Father.

03-27


What do you see?



### Registration Form

<b>First Name:</b> Andrew	<b>Date of Birth:</b> 09/01/1999
<b>Middle Name:</b> Edwin	<b>Address:</b> 179 Denton Road London, NN10 1DD
<b>Last Name:</b> Danas	<b>Languages:</b> Lunda, English, Ila
<b>Email:</b> AED@Nmail.com	<b>Photo:</b> 
<b>Phone Number:</b> 169-723-9845	

04-3





Listen and repeat.

<b>1</b>	<b>2</b>	<b>3</b>	<b>4</b>
Mr. <u>Andrew</u> Edwin Danas	Mr. Andrew <u>Edwin</u> Danas	Mr. Andrew Edwin <u>Danas</u>	179 Denton Road, Neasden, London
a first name	a middle name	a last name a surname	an address
first names	middle names	last names	addresses

04-4

### Listen and repeat.

<b>5</b> 	<b>6</b>  739-514-7219	<b>7</b> DOB:09/01/1999 	<b>8</b> AED@Nmail.com 
a phone	a phone number	a Date of Birth	an email
phones	phone numbers	Dates of Birth	emails





04-5

### Listen and repeat

Question ?	Answer
What is your name?	Andrew Danas
What's your address?	179 Denton Road, London
What's your phone number?	739-312-7219
What's your date of birth?	9 January, 1999
What's your Email address?	Andrew@Dmail.com
What's your first language?	Lunda

04-7


### Listen and repeat.

<b>9</b> 	<b>10</b> 	<b>11</b> 	<b>12</b> 
a language	a class	English	to write
languages	classes	I speak English.	Write your name.

04-6

### Listen and repeat

Possessive Adjective	Sentence
1. my	My name is ____.
2. your	Your name is ____.
3. his	His name is Dan.
4. her	Her name is Sarah.



04-8

## Listen and repeat

A: Welcome to English class! What's your name?

B: My name is **Andrew**.

A: Hi **Andrew**! What's your phone number?

B: My phone number is **739- 312-7219**.

A: What's your Date of Birth?

B: My Date of Birth is **1-09-99**.



04-9

## Listen and repeat

name	Andrew	phone number
phone	number	English class
last	email	languages
first	English	Date of Birth

04-11

## Listen and repeat

1. /d/	2. /n/	3. Challenge
day	name	
date	number	
do	no	
Date of Birth	nice	
address	phone	

1. Your name is nice.
2. No, I do not need the address.

04-10

## God is Good

[Psalm 116:5](#) and [147:1](#)



The LORD is good and merciful; our God is so kind.  
Psalm 116:5 ERV

Praise the LORD because he is good. Sing praises to our God.  
It is good and pleasant to praise him.  
Psalm 147:1 ERV

04-12

## Listen and write one word per line

1.
2.
3.
4.
5.
6.

- number
- no
- first
- address
- date
- do
- name
- nice

04-13

I'm Anna!

739-316-7219

Dan@Dmail.com

179 Denton Road, London

1. What's his address?
2. What's her name?
3. What's his email?
4. What's her phone number?
5. What's your date of birth?
6. What's my name?

04-15

## Say and write your partner's answers

Questions	My partner's answers
1. What's your first name?	
2. What's your middle name?	
3. What's your last name?	
4. What's your email address?	
5. What's your phone number?	
6. What's your date of birth?	
7. What's your address?	

04-14

## Song - God is so Good!

God is so good.  
 God is so good.  
 God is so good.  
 He's so good to me!



God is so good.  
 God is so good.  
 God is so good.  
 He's so good to me!

04-16

## 1 & 2 Homework

1. Read the next lesson's Bible verses: [Genesis 1:1-31](#) in your language.
2. Write 6 sentences. Use *name, date of birth, phone number, email, language, my, your, last, first*, and more.
  - A. My first language is Lunda.
  - B.
  - C.
  - D.
  - E.
  - F.
  - G.







04-17

## 4. Write and say the sentences

A. Your name is nice.	
B. No, I do not need the address.	
C. Adam and Dan need food.	
D. My new number is 979-999-7979.	
E. The bread is bad.	
F. God is good.	

04-19

## 3. Write the words for each picture

<b>1</b> Mr. Noah Dan Lee	<b>2</b> Mr. Noah Dan Lee	<b>3</b> Mr. Noah Dan Lee	<b>4</b> 123 New Road Newton, NY	<b>5</b> 	<b>6</b> ENG
a first name					
first names					
<b>7</b>  DOB:06/09/99	<b>8</b> 	<b>9</b> 	<b>10</b>  312-555-1212	<b>11</b> Lee@Dmail.com	<b>12</b> 

04-18

## 5. Homework – Fill in the blanks.

**God**   **good**   **good**   **good**   **God**

1. The LORD is \_\_\_\_ and merciful; our \_\_\_\_ is so kind.  
Psalm 116:5 ERV

2. Praise the LORD because he is \_\_\_\_\_. Sing praises to our \_\_\_\_\_. It is \_\_\_\_\_ and pleasant to praise him.  
Psalm 147:1 ERV

04-20

## 6. Homework – Choose 1 Verse to Memorise

**A** The LORD is good and merciful; our God is so kind.  
[Psalm 116:5](#) ERV

**B** Praise the LORD because he is good. Sing praises to our God. It is good and pleasant to praise him.  
[Psalm 147:1](#) ERV

04-21

## 6. Homework – Choose 1 Verse to Memorise

**C** Give thanks to the LORD because he is good. His faithful love will last forever.  
[1 Chronicles 16:34](#) ERV



04-22

## 7. Homework – Fill in the blanks

**phone** **last** **address** **number** **name** **email**

- A. His first \_\_\_\_ is John.
- B. My \_\_\_\_ is Dan@Dmail.com.
- C. Her phone \_\_\_\_ is 7319-416-7591.
- D. My \_\_\_\_ is 1 Dunn Road, London.
- E. What's your \_\_\_\_ number?
- F. What's her \_\_\_\_ name?

04-23

## 8. Homework- Answer questions about Miss Morgan on the next slide.



04-24

## 8. Homework- Answer questions about Miss Morgan.

1. What's her first name?	
2. What's her date of birth?	
3. What's her address?	
4. What's her last name?	
5. What's her middle name?	

04-25

## 10. Homework - Now I Can...

- I can ask and answer personal information questions.
- I understand **my**, **your**, **his** and **her**.
- I can read, write, say, and understand the 12 vocabulary words.
- I understand that God is good.

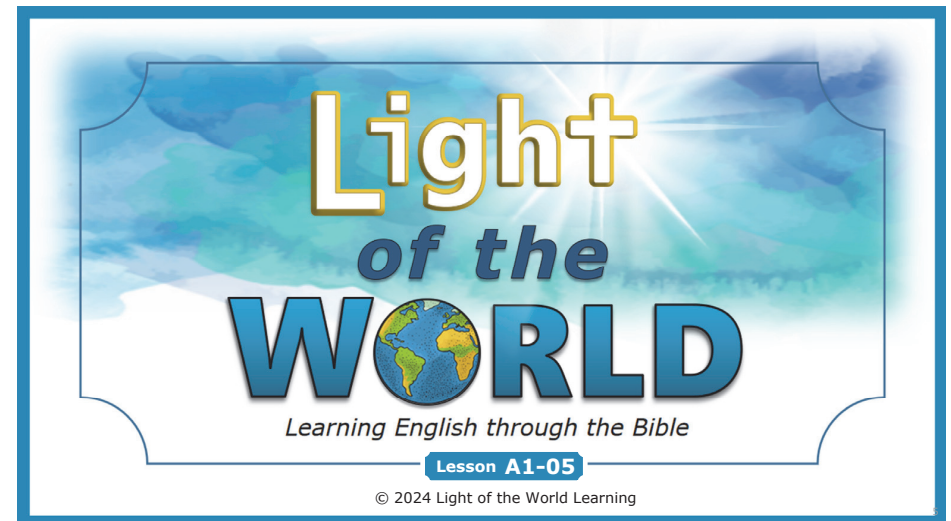
04-27

## 9. Homework- Write and say your answers

What's your...?

1. first name?	
2. middle name?	
3. surname?	
4. phone number?	
5. date of birth?	
6. email address?	

04-26



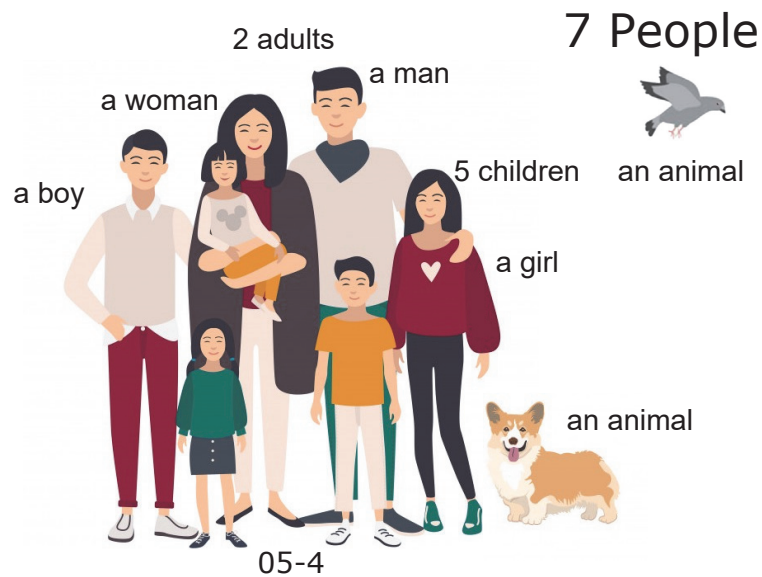
What do you see?



Listen and repeat.

1	2	3	4
a person	an animal	an adult	a child
people	animals	adults	children

05-5







Listen and repeat.

5	6	7	8
a man	a woman	a boy	a girl
men	women	boys	girls

05-6

Listen and repeat.

9	10	11	12
			
a friend	an enemy	a chair	to look
friends	enemies	chairs	He looks at the phone

05-7

Look, listen, and repeat.



She is Puck. She is a girl.

He is Archie. He is a boy.

05-9

Look, listen, and repeat.



I am Chet. I am a man.



You are Cherry. You are a woman.

05-8

Look, listen, and repeat.



It is a chair.



We are people.

05-10

Look, listen, and repeat.



You are Cherry, Puck and Archie.  
You are people.



They are Puck and Archie.  
They are children.

05-11

Describe the picture with pronouns.



05-13


Listen and repeat.

	Pronoun	To Be	Sentence
Singular 1	I	am	I am a person.
	you	are	You are a person.
	he	is	He is a man.
	she		She is a woman.
it	It is an animal.		
Plural 2+	we	are	We are people.
	you		You are people.
	they		They are people.

05-12

Listen and repeat.

- A: Hi **Chet**. Look at my photo.  
 B: Nice! Who are they?  
 A: This is **Cherry**. **She** is my friend.  
 B: Who is the **boy**?  
 A: He is **Archie**.  
 B: It is a good photo. Thank you!



05-14

Listen and repeat.



1. /oo/	2. /ch/	3. Challenge
look	chair	
good	church	
book	child	
woman	children	

1. The child is in the chair.
2. The woman looks at a good book.



05-15


Listen and repeat.

A. _ _	B. _ _ _	C. _ _ _
look	children	enemy
boy	woman	animal
girl	person	opposite
child	bathroom	languages

05-16

## God is our Creator.

Genesis [1:1](#)




God created the sky and the earth.

05-17

## God is our Creator.

Genesis [1:20-28](#)

God created animals. Last, he created people, as man and woman, to be like Him. He told them to have many children.




05-18

Listen and write one word per line.

- 1.
- 2.
- 3.
- 4.
- 5.
- 6.
- 7.

- child
- church
- adults
- book
- look
- woman
- children
- animal
- good



05-19

1. What do you see at Zoo #1?

- one
- two
- three
- four
- five



- seven
- six
- are
- is
- am

- A. Two children are at the zoo.
- B. \_\_\_ animals \_\_\_ at the zoo.
- C. \_\_\_ adults \_\_\_ at the zoo.
- D. I \_\_\_ not at the zoo.
- E. \_\_\_ boy \_\_\_ at the zoo.
- F. \_\_\_ girl \_\_\_ at the zoo.
- G. \_\_\_ women \_\_\_ at the zoo.
- H. \_\_\_ people \_\_\_ at the zoo.

05-21

Say the Opposite

A. Words	Opposites
1. good	bad
2. hello	
3. a man	
4. an adult	
5. a boy	
6. a friend	
7. a girl	

05-20

B. Words	Opposites
8. children	adults
9. women	
10. animals	
11. an enemy	
12. goodbye	
13. bad	
14. boys	

Page 40

2. What do you see at Zoo #2?

- one
- two
- three
- four
- five




- seven
- six
- are
- is
- am

- A. Two children are at the zoo.
- B. \_\_\_ animals \_\_\_ at the zoo.
- C. \_\_\_ adults \_\_\_ at the zoo.
- D. I \_\_\_ not at the zoo.
- E. \_\_\_ boy \_\_\_ at the zoo.
- F. \_\_\_ girl \_\_\_ at the zoo.
- G. \_\_\_ women \_\_\_ at the zoo.
- H. \_\_\_ people \_\_\_ at the zoo.

05-22

Guess the pictures!



05-23

## 1 & 2 Homework

1. Read the next lesson's Bible verse: 1 John [1:5](#) in your language.

2. Write sentences about your friends and other people. You can use: *girl, boy, man, woman, adult, child, I, she*, etc.

- A. *Cherry is a woman. She is an adult.*
- B.
- C.
- D.
- E.
- F.

05-24

3. Write the words for each picture.

1 	2 	3 	4 	5 	6 
a child					
children					
7 	8 	9 	10 	11 	12 

05-25

4. Mark the /oo/ and /ch/ sounds. Then write and say the sentences.

A. I <u>l</u> ook at the good book.	
B. She is a woman.	
C. The <u>ch</u> ild looks at the book.	
D. We are good friends.	
E. They are children.	
F. People sit in chairs at church.	



05-26

## 5. Homework – Fill in the blanks.

**created created children created and and**

God \_\_\_\_\_ the sky \_\_\_\_ the earth. God \_\_\_\_\_ animals.  
Last, he \_\_\_\_\_ people, as man \_\_\_\_ woman, to be like  
him. He told them to have many \_\_\_\_\_.

From Genesis 1

05-27

## 6. Homework – Choose 1 Verse to Memorise

**C**

My help will come from the Lord, the Creator of heaven  
and earth.

Psalms 121:2 ERV



05-29

## 6. Homework–Choose 1 Verse to Memorise

**A**

God created the sky and the earth.

Genesis 1:1 ERV

**B**

So God created humans in his own image. He created them  
to be like himself. He created them male and female.

Genesis 1:27 ERV

05-28

## 7. Homework – Fill in the blanks.


**He is I are am It We They She You**

- |                         |                        |
|-------------------------|------------------------|
| A. I _____ a person.    | G. _____ am an adult.  |
| B. You _____ an adult.  | H. _____ is a woman.   |
| C. It _____ an animal.  | I. _____ is a boy.     |
| D. She _____ a friend.  | J. _____ is a man.     |
| E. You _____ enemies.   | K. _____ is a chair.   |
| F. They _____ children. | L. They _____ animals. |

05-30

## 8. Homework - Fill in the blanks

are am is Hello is Goodbye



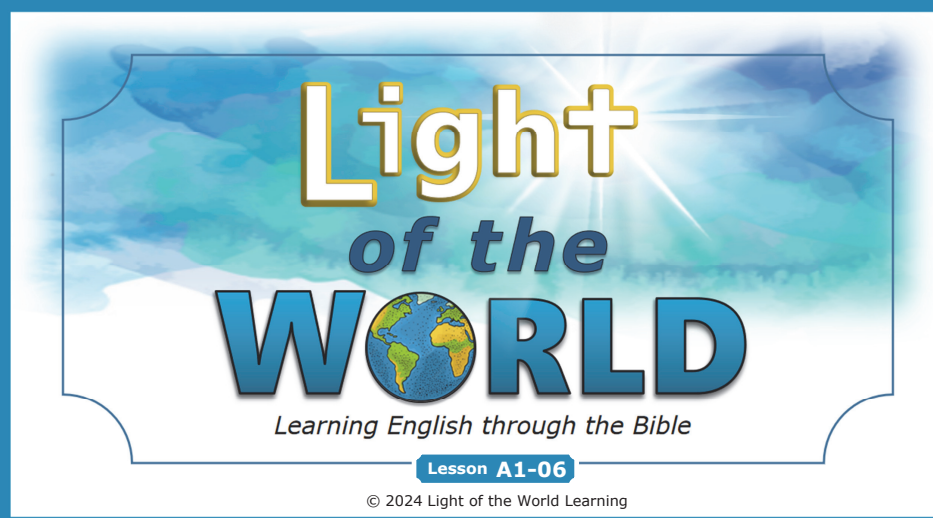
To Archie@Jmail.org

Subject The beach is good!

1 Archie,  
I 2 at the beach with friends. The water 3 good.  
The food and drinks 4 good. My chair 5 good. We  
play ball. People smile and say hello. The children love the  
water.  
6  
Cherry

Send

05-31



Light  
of the  
WORLD

Learning English through the Bible

Lesson A1-06

© 2024 Light of the World Learning

## 9. Homework - Now I Can...

- I can understand I, you, he, she, it, we and they.
- I can read, write, say, and understand the 12 vocabulary words.
- I understand opposites.
- I understand that God is our Creator.

05-32

## What do you see?



Page 43

06-3

What do you see?



06-4

Listen and repeat.

5	6	7	8
the world	money	light	dark/darkness
worlds			

06-6

Listen and repeat.

1	2	3	4
a dog	a church	a school	an office
dogs	churches	schools	offices

06-5

Listen and repeat.

9	10	11	12
to turn on	to turn off	to lose	to find
Please turn on the light.	Please turn off the light.	He lost a sheep.	He found the sheep.

06-7

## Listen and repeat.

Pronoun	To Be	Contraction	Negative -	Question ?
I	am	I'm	I'm not	Am I?
he she it	is	he's she's it's	he's not she's not it's not	Is he? Is she? Is it?
you we they	are	you're we're they're	you're not we're not they're not	Are you? Are we? Are they?

1. You're welcome.
2. I'm sorry.

06-8

## Describe with you're, he's, she's, it's, they're.

1 	2 	3 	4 
5 	6 	7 	8 

06-9

## Listen and repeat.

A: Oh no! I lost **some money**. I need to find it.

B: It's okay. I can help you look.

A: Thank you!

B: You're welcome. Is it at **school**?

A: Maybe. Let's look!



06-10

## Listen and repeat.

A: Can you please **turn off the music**?

B: Sure, no problem.

A: Can you please **turn on the light**? Thank you.

B: You're welcome.



06-11

Listen and repeat.

1. /u/ schwa	2. /aw/	3.Challenge
the	lawn	
sister	hall	
colour	small	
flower	floor	
carrot	door	


- A. I saw flowers by the lawn.  
 B. Please turn off the hall light.



06-12

## God is light

1 John [1:5](#) ERV



We heard the true teaching from God. Now we tell it to you: God is light, and in him there is no darkness.

06-14

Listen and repeat.

A. <u>    </u>	B. <u>    </u> <u>  </u>	C. <u>  </u> <u>  </u> <u>    </u>
light	office	It's a dog.
dark	music	I'm a man.
school	money	She's a girl.
church	welcome	They are friends.

06-13

Listen and write one word per line.

1.
2.
3.
4.
5.
6.
7.

off  
 church  
 one  
 dog  
 up  
 dark  
 run  
 money  
 office



06-15

Listen and circle the words you hear.

Questions	
1. <u>turn on</u> /turn off	8. sorry/school
2. Please/She's	9. OK/say
3. find/lose	10. light/father
4. thanks/thank you	11. darkness/welcome
5. we're/you're	12. off/on
6. school/church	13. birthdate/church
7. light/lost	14. lose/you

06-16

## Game - Charades

Act out the vocabulary words.



06-18

## Describe the pictures













<b>1</b> 	<b>2</b> 	<b>3</b> 
Is the light on or off?	Is the dog lost or found?	Is he in an office or a school?
<b>4</b> 	<b>5</b> 	<b>6</b> 
Is it a school or money?	Is it the world or a church?	Is she in the light or dark?

06-17

## 1 & 2 Homework

- Read the next lesson's Bible verses: Genesis [1:1-2:25](#) in your language.
- Write 6 sentences with contractions. Use: *I'm, you're, he's, she's, it's, we're, they're.*
  - He's lost. It's dark.
  - 
  - 
  - 
  - 
  -

### 3. Write the words for each picture.

1 	2 	3 	4 	5 	6 
a dog					
dogs					
7 	8 	9 	10 	11 	12 

06-20

### 4. Write and say the sentences

A. They're not lost.	
B. We're in the office.	
C. The sun is out.	
D. It's your money.	
E. Please don't run.	
F. One of us will go.	



06-21

### 5. Homework

Fill in the blanks.

**light**

**you**

**darkness**

**we**

We heard the true teaching from God. Now \_\_\_\_ tell it to \_\_\_\_: God is \_\_\_\_\_, and in him there is no \_\_\_\_\_.

1 John 1:5 ERV

06-22

### 6. Homework – Choose 1 Verse to Memorise

**A** We heard the true teaching from God. Now we tell it to you: God is light, and in him there is no darkness.  
[1 John 1:5](#) ERV

**B** The light shines in the darkness, and the darkness has not defeated it.

[John 1:5](#) ERV

06-23

## 6. Homework – Choose 1 Verse to Memorise

**C** Later, Jesus talked to the people again. He said, "I am the light of the world. Whoever follows me will never live in darkness. They will have the light that gives life."

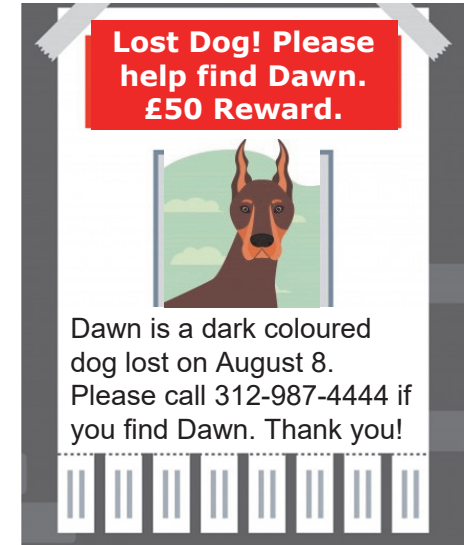


[John 8:12](#) ERV

06-24

## 8. Homework

- A. What is lost?
- B. What is its name?
- C. What colour is it?
- D. What is the phone number?
- E. How much money is the reward?
- F. What date was the dog lost?



06-26

## 7. Homework

**I'm** **They're** **You're** **He's** **We're** **She's** **it's**

- A. Jesus said, "I am ( ) the light of the world."
- B. He is ( ) a friend of God.
- C. We are ( ) the church of God.
- D. You are ( ) our God.
- E. She is ( ) a child of God.
- F. They are ( ) good people.

06-25

## 9. Homework- Write sentences

What is your name, please?			
1. please	2. thank you	3. turn off	4. you're welcome
5. church	6. school	7. I'm sorry	8. no problem

06-27

## 10. Homework - Now I Can...

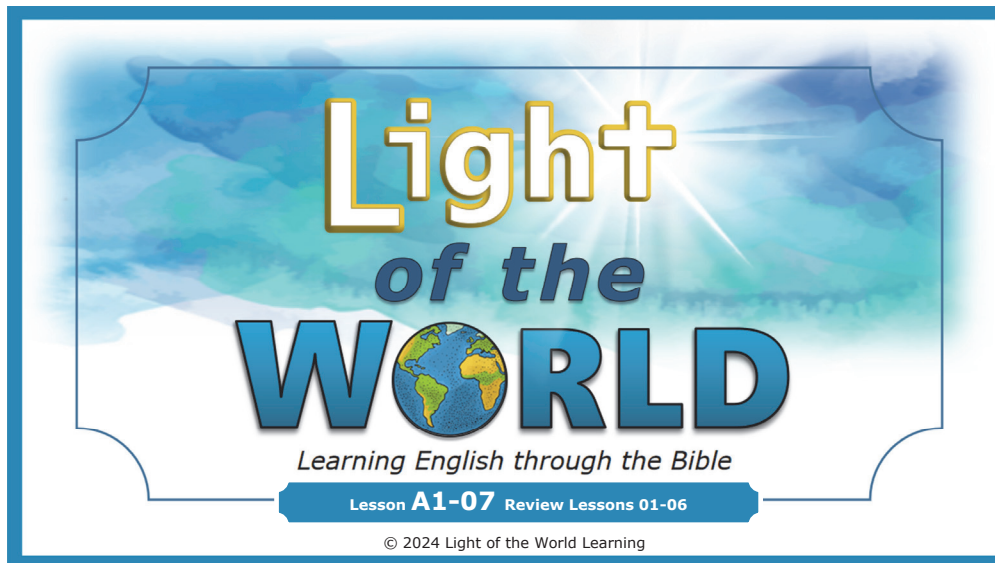
- ❑ I can understand *I'm, you're, he's, she's, it's, we're, they're.*
- ❑ I can read, write, say, and understand the 12 vocabulary words.
- ❑ I can say *please, thank you, you're welcome, I'm sorry, that's OK, no problem.*

06-28

What do you see?



07-4



Page 50

What do you see?



07-5

What do you see?




07-6

What do you see?



07-8

What do you see?



07-7

**Registration Form**

<b>First Name:</b> Andrew	<b>Date of Birth:</b> 09/01/1999
<b>Middle Name:</b> Edwin	<b>Address:</b> 179 Denton Road London, NN10 1DD
<b>Last Name:</b> Danas	<b>Languages:</b> Lunda, English, Ila
<b>Email:</b> AED@Nmail.com	<b>Photo:</b>
<b>Phone Number:</b> 169-723-9845	


What do you see?



07-9

## Listen and repeat.

1. Please spell your name.
2. What is your phone number?



07-10



## Listen and repeat.

I need \_\_\_\_\_.

Pronoun		
I	need	some water.
you	need	some food.
he/she/it	needs	a bathroom.
you/we/they	need	help.

07-12

## Listen and repeat.

	Phrase	Response
1.	Hello, how are you?	I'm fine, thanks. I'm OK, thank you.
2.	Nice to meet you!	Nice to meet you, too.
3.	Hi, my name is ____.	Hi, my name is ____.
4.	What is your name?	My name is ____.
5.	Goodbye.	Goodbye.

07-11


## Listen and repeat.

Question ?	Answer
What is your name?	Sara Samadi
What is your address?	321 Green Street, London
What's your phone number?	0107-487-9870
date of birth	1 May, 1999
email address?	Sara@Dmail.com
first language?	Farsi

07-13

## Listen and repeat.

Possessive Adjective	Sentence
1. my	My name is ____.
2. your	Your name is ____.
3. his	His name is Adam.
4. her	Her name is Sara.



07-14

## Listen and repeat.

Pronoun	To Be	Contraction	Negative -	Question ?
I	am	I'm	I'm not	Am I?
he she it	is	he's she's it's	he's not she's not it's not	Is he? Is she? Is it?
you we they	are	you're we're they're	you're not we're not they're not	Are you? Are we? Are they?

1. You're welcome.
2. I'm sorry.

07-16

## Listen and repeat.

	Pronoun	To Be	Sentence
Singular 1	I	am	I am a person.
	you	are	You are a person.
	he she it	is	He is a man. She is a woman. It is an animal.
Plural 2+	we you they	are	We are people. You are people. They are people.

07-15

## Conversation Questions A

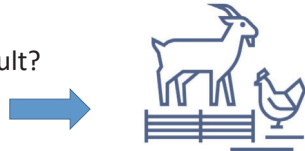
1. What's your phone number?
2. Please spell your name.
3. How are you?
4. Nice to meet you.
5. What do you need?
6. How is she?



07-17

## Conversation Questions B

1. What's your first language?
2. What's your address?
3. Are you a child or an adult?
4. What are they? →
5. Is the light on or off?
6. Thank you!



You're \_\_\_\_\_.

07-18

## Listen and repeat.

7. /d/	8. /n/	9. /oo/
date	nice	look
do	number	good
10. /ch/	11. /u/	12. /o/
chair	one	lost
children	money	dog

- A. The lost dog looks nice.
- B. The children have one chair.
- C. Do you see the date?

07-20

## Listen and repeat.

1. /A/	2. /E/	3. /a/
K	G	am
8	3	bad
4. /yU/	5. /A/	6. /b/
you	name	bathroom
use	table	bottle

- A. I am Adam.
- B. He needs three bottles.
- C. You are at the table.

07-19

## Say the word and the stress pattern

A	B	C	D
—	— —	— —	— — —

1. numbers
2. letter
3. hello
4. smile
5. water
6. thirsty
7. phone number
8. languages
9. enemies
10. children
11. garage
12. work

07-21

## God is Love

1 John 4:16 ERV




So we know the love that God has for us, and we trust that love.

God is love. Everyone who lives in love lives in God, and God lives in them.

07-22

## God is our Father

Matthew 6:9 ERV



So this is how you should pray: "Our Father in heaven, we pray that your name will always be kept holy."

07-24

## God loves you.

Luke 15:20 ERV



While the son was still a long way off, his father saw him coming and felt sorry for him. So he ran to him and hugged and kissed him.

07-23

## God is Good

Psalms 116:5 and 147:1 ERV



The LORD is good and merciful; our God is so kind. Psalm 116:5

Praise the LORD because he is good. Sing praises to our God. It is good and pleasant to praise him. Psalm 147:1

07-25


## God is our Creator. From Genesis chapter 1

God created the sky and the earth.  
God created animals.

Last, he created people, as man and woman, to be like Him. He told them to have many children.



07-26



## Listen and write.

1.
2.
3.
4.
5.
6.
7.
8.
9.
10.
11.
12.


name	look
good	789
nice	do
you	kind
3456	bottle
office	money
am	ABC
church	thank

07-28

## God is light

1 John 1:5 ERV

We heard the true teaching from God. Now we tell it to you: God is light, and in him there is no darkness.



07-27

## Songs - Listen and write.

1. Our Lord is the \_\_\_\_\_ to \_\_\_\_\_
2. I need \_\_\_\_\_ and I need food. I need his \_\_\_\_\_
3. God \_\_\_\_ so good. He's so \_\_\_\_\_ to me!

07-29

## First Review Quiz

Take the listening, speaking and writing quiz with your teacher.

Listen to the questions 1-7 and say your answers.  
Then look at the picture and write 3 sentences about it.

07-30

## 1 & 2 Homework

1. Read the next lesson's Bible verses: Genesis [1:1](#)-[2:25](#) in your language.



2. Take the multiple choice quiz online at <https://bit.ly/QuizA1-07> or printed by your teacher and write your score here \_\_\_\_

If your score is not good, practise more. Then take the quiz again, and write your new score here \_\_\_\_

07-32

## 3. Homework - Now I Can...

- I can understand the numbers 0-9 and letters A-Z.
- I can say [hello](#), [how are you](#), and [nice to meet you](#).
- I can say the things I need.
- I can ask and answer personal information questions.
- I understand [my](#), [your](#), [his](#) and [her](#).
- I can understand [I](#), [you](#), [he](#), [she](#), [it](#), [we](#) and [they](#).
- I can say [please](#), [thank you](#), [you're welcome](#), [I'm sorry](#).

07-33