



Light of the WORLD

Learning English through the Bible

Lesson A1-39



Pray, Review, and Preview

Bible Reading: The coming of the Holy Spirit (2) - John 14:15-17, 26; I Corinthians 2:10-16; Ephesians 4:30-32

Theme: Feelings


Pronunciation: /gr/ and /sk/

Grammar:

- contrasts
- “but”
- was/were review



What do you see?



Feelings

1. happy



2. worried



3. sad



4. to cry



5. calm





6. surprised



7. to love



8. to laugh



9. angry



Listen and repeat.

1



happy

She was happy.

2



sad

But now she is sad.

3



angry

He was angry.

4



calm

But now he is calm.



Listen and repeat.

5



in prison

He was in prison.

6



free

But now he is free.

7



hungry

She was hungry.

8



full

But now she is full.

Listen and repeat.

9



tired

He was tired.

10



energetic

But now he is energetic.

11



bored

I am bored in maths classes.

12



interested

I'm interested in English classes.



Listen and repeat.



Was/Were	Question ?	Affirmative +	Negative -
Singular 1	Was she tired?	Yes, she was .	No, she was not . No, she wasn't .
Plural 2+	Were you asleep?	Yes, we were .	No, we were not . No, we weren't .

1. Was he bored? Yes, he was.
2. Were they tired? No, they weren't.



Listen and repeat.



A: How are you today?

B: I'm fine! I was **sad** and **worried** because my daughter was ill. She was **tired** and had a temperature. But we prayed and today she feels better.

A: That's great! I'm so **happy** to hear that!



Listen and repeat.



A: What's wrong?

B: I'm **tired**. I didn't sleep well last night.

A: I'm sorry to hear that. Can you take a nap?

Sometimes it makes you feel more **energetic**.

B: No, thanks. I already took a nap but I'm still **tired**.



Listen and repeat.



1. /gr/	2. /-sk/	3. Challenge
grocery	ask	
angry	desk	
hungry	disk	
grandmother	mask	
grandfather	task	

- A. Ask your grandmother if she is energetic.
B. I wore my mask to the grocer's shop.



Listen and repeat.


A	B	C
give	after	disciples
know	little	important
learn	other	remember
love	promise	together



The Coming of the Holy Spirit (2)

[John 14:15-17, 26](#); [I Corinthians 2:10-16](#); [Ephesians 4:30-32](#)

Here are some important things to learn about the Holy Spirit.






Jesus talked to his disciples before his death. Jesus said He would go away. But He promised to send the Holy Spirit to help His disciples.




Jesus said: "If you love me, you will do what I say. Then I will ask the Father to give you a Helper. He will be with you for all time. He is the Spirit of Truth. The unbelievers in this world cannot receive Him. They do not see Him or know Him. But you know Him. He lives within you and will be with you."





Jesus also said: “Your Helper is the Holy Spirit. God, the Father, will send him to take my place. The Spirit will teach you all things. He will help you remember what I told you.”





The Holy Spirit helps us learn things from God. These things are found in His Word. This is why God gives the Holy Spirit to us. God wants us to remember the things He teaches us. His Spirit helps us. We can talk about these things. His Spirit gives us the right words to say when we speak about Jesus. The Holy Spirit is our Helper. We can talk to him at any time.





We must not make the Holy Spirit sad. He is proof that we belong to God. We must stop doing bad things. We must not hurt other people. We must love them. We must forgive them as God forgives us.






The Holy Spirit will help us live good lives. This will make God, our Father, happy.



Answer the questions

1. What did Jesus promise to His disciples?
2. Who helps us to learn things from God?
3. Why can only those who believe in Jesus receive the Holy Spirit?





Listen and fill in the blanks.

angry

hungry

grocery

ask

Grandma's

mask

desk

green

great

task

Attention all shoppers. Please wear a 1 when you shop in our 2 shop. We want our customers to feel safe and healthy. If you do not have a mask, please 3 for one at the front 4. Also, if you are 5 we have free samples of 6 vegetables in aisle 3. Have a 7 day and thank you for shopping at 8 Grocery shop!





Write questions and ask your partner.

Questions	Answers
1. Were you angry yesterday?	Yes, I was.
2. Were you _____ last week?	
3. Were you _____ in the evening?	
4. Are you _____ now?	
5. Did you see the _____ woman?	
6. Do you feel _____ now?	



Describe the people. How do they feel?



A B C D EF G HI J K L M



Song: The Holy Spirit

I was blind but now I see.
I was in prison but now I'm free.
Since the Holy Spirit came into my life.

I was sad but now I sing.
I was sinful but now I'm clean.
Since the Holy Spirit came into my life.

I have peace like a river.
I have joy like a fountain.
With the help of the Spirit,
I can climb any mountain!





1 & 2 Homework

1. Read the next lesson's Bible verses: [Acts 6:8-15](#), [7:51-60](#) in your language.
2. Write 6 sentences about your feelings yesterday and now. You may use **was**, **were**, **but** and more.

A. I was sad, but now I am happy.

B.

C.

D.

E.













F.

G.





3. Write the words for each picture.

<p>1</p> 	<p>2</p> 	<p>3</p> 	<p>4</p> 	<p>5</p> 	<p>6</p> 
<p>happy</p>					
<p>She was happy.</p>					
<p>7</p> 	<p>8</p> 	<p>9</p> 	<p>10</p> 	<p>11</p> 	<p>12</p> 



4. Mark the /sk/ and /gr/ sounds. Then write and say the sentences.

A. The d <u>isk</u> was on the desk.	
B. The mask was over his mouth.	
C. Please ask the girl to help.	
D. I went to the grocer's shop.	
E. My grandmother is calm.	
F. The children were hungry.	
G. My grandfather was angry.	



5. Homework

happy

disciples

learn

angry

love

sad

Spirit of Truth

1. Jesus promised his _____ that the Holy Spirit would come.
2. He is the _____ who will be with you.
3. The Holy Spirit helps us _____ things from God.
4. We are not to make the Holy Spirit _____.
5. We must not get _____ at people, but we must show _____ to them.
6. This will make God _____.



6. Homework – Choose 1 Verse to Memorise

A

And don't make the Holy Spirit sad. God gave you his Spirit as proof that you belong to him and that he will keep you safe until the day he makes you free.

[Ephesians 4:30](#) ERV

B

“If you love me, you will do what I command.”

[John 14:15](#) ERV



6. Homework – Choose 1 Verse to Memorise

C

You heard me say to you, 'I am leaving, but I will come back to you.' If you loved me, you would be happy that I am going back to the Father, because the Father is greater than I am.

[John 14:28](#) ERV



7. Homework

happy

free

sad

prison

full

was

were

calm

- A. Jesus said, "Now you are **sad**, but I will see you again, and you will be _____."
- B. Jesus said, "He sent me to tell people in **prison** that they are _____ and to tell the blind that they can see again."
- C. We _____ hungry but we ate lunch and now we are _____.
- D. She _____ angry but we talked and now she is _____.



8. Homework

1. How did the woman feel before exercise?
2. How did she feel after exercise?
3. What should she eat to be energetic?
4. What food will make her feel tired?
5. Do you have a healthy lifestyle? Why?

EXERCISE / WEIGHTLOSS HEALTHY LIFESTYLE

Feel energetic and happy. Eat healthy foods and exercise. Don't eat junk food. Care for your body.

BEFORE

AFTER

No more junk food

Eat fruit and vegetables and be active.



9. Homework- Write your answers

How do you feel?

- A. On holidays?
- B. When a friend is ill?
- C. In the summer?
- D. In the morning?
- E. In English class?



10. Homework - Now I Can...

- I can use **was** and **were** to ask and answer questions.
- I can understand, say, read, and write the 12 vocabulary words.
- I can talk about contrasts with **but**.
- I can talk about feelings.
- I understand that the Holy Spirit helps us.




Closing Prayer

Help us share the Light of the World!

Thank you for using our materials. If these lessons are a blessing to you, please consider volunteering or giving to help others learn English through the Bible.

For more information, visit LightOfTheWorldLearning.org or write to us at Info@LOTWL.org



Appendix



- How to Use Lessons: bit.ly/UseLOTW
- Irregular Verb List: bit.ly/ListVerbs
- Lesson Downloads: LightOfTheWorldLearning.org
- Order Books: bit.ly/BooksLOTW
- Share Your Feedback: bit.ly/FeedbackLOTW
- Table of Contents: bit.ly/TocLOTW
- Video Channel: youtube.com/@LightOfTheWorldLearning
- Vocabulary List: bit.ly/UKVocabLOTW
- Website: LightOfTheWorldLearning.org

Acknowledgements

We would like to thank the entire Light of the World volunteer team for their hard work and creativity in making this project possible. For all those around the world who prayed, wrote, edited, narrated, illustrated, sang, tested and gave generously for this curriculum, we appreciate you sharing the love of Jesus through the gift of English. Our team members include:

Anonymous
Jean Ato
Larry Buell
Cindy Campbell
Nancy Cobb
Emily Cox
Marilyn Dano
EasyReadEnglish.com
Don Edic
MaryBeth Gahan
Melina Gallo
Alicia Gentile
Prakash Chandra Giri

Ellenor Gopal
Rachel Grijincu
Carol Hale
Emily Hamilton
Patty Hickman
Carey Jo Johnston
Nancy Kingdon
Dorothy Konadu
Martha Lane
Bruce Lewis
Elena Lewis
Ward Lewis
Johnny Lukashevich

Gail MacMillan
Ivan Mader
Amy Martin
Tracy Meddaugh
Barbara Newsome
Brenda Nielsen
Deborah O'Donnell
Georg Ort
Martha Ort
Joan Phelps
Ellie Talalight
Darrell Turner
Graham Whitmore

Cheri Wilke
Ted York
Anita Zeifert

Images on slides 13-16 by
Sweet Publishing/
FreeBibleImages.org