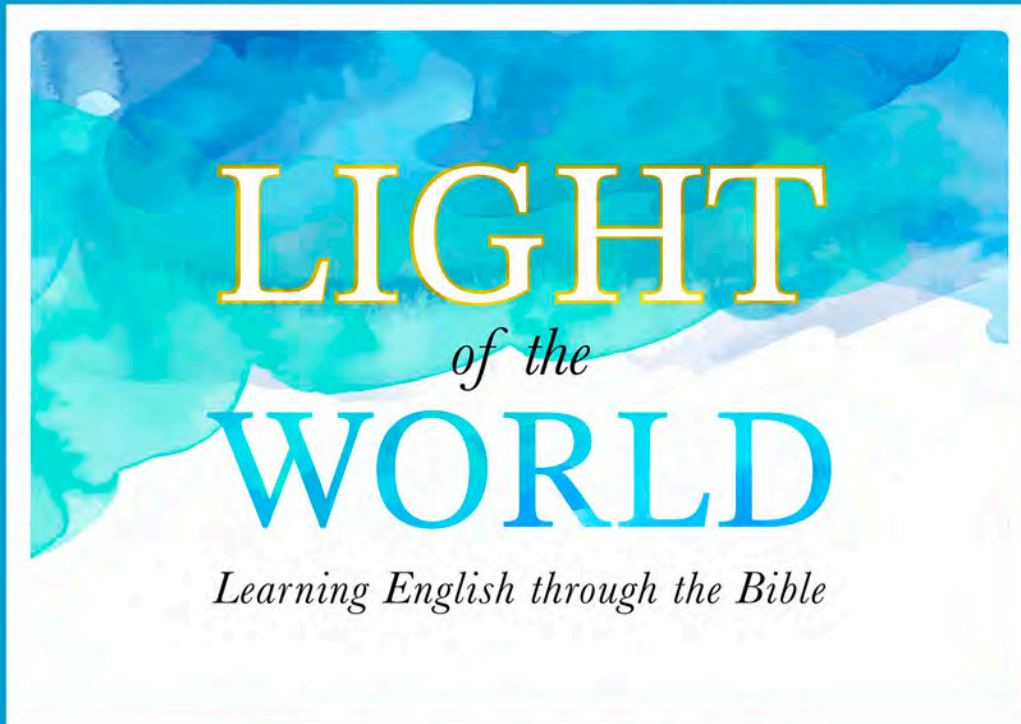


Level A1 Beginner, Lessons 1-14



Student's Book

Light of the World - Learning English through the Bible  
Student's Book, Lessons A1-01 through A1-14 Full Color, 2nd Edition

Welcome to the *Light of the World - Learning English through the Bible*, Beginner Student Book. These lessons will help you learn English and learn about God's own book, the Bible.

Free PDF, PowerPoint, and video resources with teaching instructions are available at [LightOfTheWorldLearning.org](http://LightOfTheWorldLearning.org). You may watch the Light of the World lesson videos with audio narration and songs at [YouTube.com/@LightOfTheWorldLearning](https://www.youtube.com/@LightOfTheWorldLearning).



[LightOfTheWorldLearning.org](http://LightOfTheWorldLearning.org)



A1 USA Lesson Videos

*Light of the World - Learning English through the Bible  
Student's Book, Lessons A1-01 through A1-14 Full Color  
2nd Edition*

Copyright © 2025 Light of the World Learning  
ISBN: 9798288775284

## Table of Contents for Level A1 Lessons 01-14

Unit	Theme	Grammar	Bible Reading	Page
A1-01	Alphabet and Numbers 0-9	Please spell your name.	God Is Love	4
A1-02	Greetings	Hello, my name is ____. What's your name? How are you?	God Loves You	31
A1-03	Basic Needs	Plural nouns. I need ____.	God Is our Father	42
A1-04	Personal Information: phone, address, last name	What's your ____? Possessive adjectives: my, your, his, her	God Is Good	55
A1-05	People: man, woman, child	Am, is, are, pronouns.	God Is our Creator	67
A1-06	Polite Language: Please, thank you, you're welcome	Am, is, are, pronouns.	God Is Light	82
A1-07	Review			95
A1-08	Time of day	What time is it? It's 3:00	God Made The World	110
A1-09	Classroom Objects	Questions with Where and What. Locations with On.	People Sinned	126
A1-10	Classroom Instructions	Imperative commands: Please sit down, open your book.	Noah and the Flood	141
A1-11	Filling out Forms	Capital letters for proper nouns and to begin sentences.	The Tower of Babel	157
A1-12	Food and Drinks	Present simple negative. Like/don't like	God's Promise to Abraham	173
A1-13	Home	Questions Who, What, Where	Abraham's Sacrifice	187
A1-14	Review			203

# Lesson A1-01

What do you see?



Unit 01 - Slide 3



Letters







Numbers

Unit 01 - Slide 4

# Listen and repeat.

<b>ABCDEFGH</b> <b>IJKLMNOP</b> <b>QRSTU VW</b> <b>XYZ</b>	<b>0123456789</b>	Adam 	A-d-a-m 
a letter	a number	to say	to spell
letters	numbers	Please say your name.	Please spell your name.

Unit 01 - Slide 5





<b>1</b>	<b>2</b>	<b>3</b>	<b>4</b>
<b>A a</b>	<b>B b</b>	<b>C c</b>	<b>D d</b>
			

Unit 01 - Slide 6

Listen and repeat.





5	6	7	8
E e	F f	G g	H h
			

Unit 01 - Slide 7





9	10	11	12
I i	J j	K k	L l
			

Unit 01 - Slide 8

Listen and repeat.

<b>13</b>	<b>14</b>	<b>15</b>	<b>16</b>
M m	N n	O o	P p
			

Unit 01 - Slide 9

<b>17</b>	<b>18</b>	<b>19</b>	<b>20</b>
Q q	R r	S s	T t
			

Unit 01-Slide 10

# Listen and repeat.

21  U u	22  V v	23  W w	24  X x
<hr/> <hr/> <hr/>	<hr/> <hr/> <hr/>	<hr/> <hr/> <hr/>	<hr/> <hr/> <hr/>

Unit 01 - Slide 11

25  Y y	26  Z z	0  zero	1  one
<hr/> <hr/> <hr/>	<hr/> <hr/> <hr/>	<hr/> <hr/> <hr/>	<hr/> <hr/> <hr/>

Unit 01 - Slide 12

# Listen and repeat.

2	3	4	5
two	three	four	five

Unit 01 - Slide 13

6	7	8	9
six	seven	eight	nine

Unit 01 - Slide 14


# Listen and repeat.

1. Please spell your name.
2. What is your phone number?



Unit 01 - Slide 15

- A: What's your name?  
B: Adam.  
A: Please spell your name.  
B: A-d-a-m.  
A: What's your phone number?  
B: 312-555-7890.  
A: Thank you!



Unit 01 - Slide 16

# Listen and repeat.

1. /A/	2. /E/
J	B
H	C
A	G
K	T
8	3

Unit 01 - Slide 17

<b>_____</b>	<b>_____</b>
say	letter
spell	number
phone	seven
name	listen
see	thank you

Unit 01 - Slide 18

# God is Love

1 John 4:16 ERV



So we know the love that God has for us,  
and we trust that love.

God is love. Everyone who lives in love  
lives in God, and God lives in them.

Unit 01 - Slide 19

Listen and write the letters and  
numbers.

1.
2.
3.
4.
5.
6.
7.

spell  
3456  
012  
name  
say  
789  
ABC

Unit 01 - Slide 20

Write questions and ask your partner.

Questions	Answers
1. What's your teacher's name?	
2. What's your _____?	
3. Please spell your _____.	
4. What's your phone _____?	

Unit 01 - Slide 21

Say the letters and numbers




**Find 3 License Plates**

Unit 01 - Slide 22

# Sing the alphabet song!



A-B-C-D-E-F-G  
H-I-J-K-L-M-N-O-P  
Q-R-S  
T-U-V  
W-X  
Y and Z  
Our Lord is the A to Z  
He loves us eternally.





Unit 01 - Slide 23

## 1 & 2 Homework

1. Read the next lesson's Bible verses: [Isaiah 54:10](#) and [Luke 15:20](#) in your language.
2. Fill in the blanks:
  - A. My name is \_\_\_\_\_.
  - B. My phone number is \_\_\_\_\_.
  - C. My teacher's name is \_\_\_\_\_.
  - D. The numbers are 0,1,\_\_\_\_,3,4,\_\_\_\_,6,7,\_\_\_\_,9
  - E. The letters are  
A,B,C,\_\_\_\_,E,F,G,\_\_\_\_,I,J,K,\_\_\_\_,M,N,O,\_\_\_\_

Unit 01 - Slide 24

### 3. Homework. Write the words and numbers.

ABCDEFGHIJK LMNOPQRSTU VW XYZ	<b>0123456</b> <b>789</b>	Adam 	A-d-a-m 	<b>zero</b>	<b>nine</b>
a letter					
letters					
<b>two</b>	<b>seven</b>	<b>three</b>	<b>five</b>	<b>one</b>	<b>eight</b>
					8
					eight

Unit 01 - Slide 25

## 4. Homework

Watch and listen to slides 27-52.

Then write and say the letters and numbers on slides 6-14.

Unit 01 - Slide 26

Aa



© 2020-2025 Light of the World Learning

27

Bb



© 2020-2025 Light of the World Learning

28

Cc



© 2020-2025 Light of the World Learning

29

Dd



© 2020-2025 Light of the World Learning

30

Ee



© 2020-2025 Light of the World Learning

31

Ff



© 2020-2025 Light of the World Learning

32

Gg



© 2020-2025 Light of the World Learning

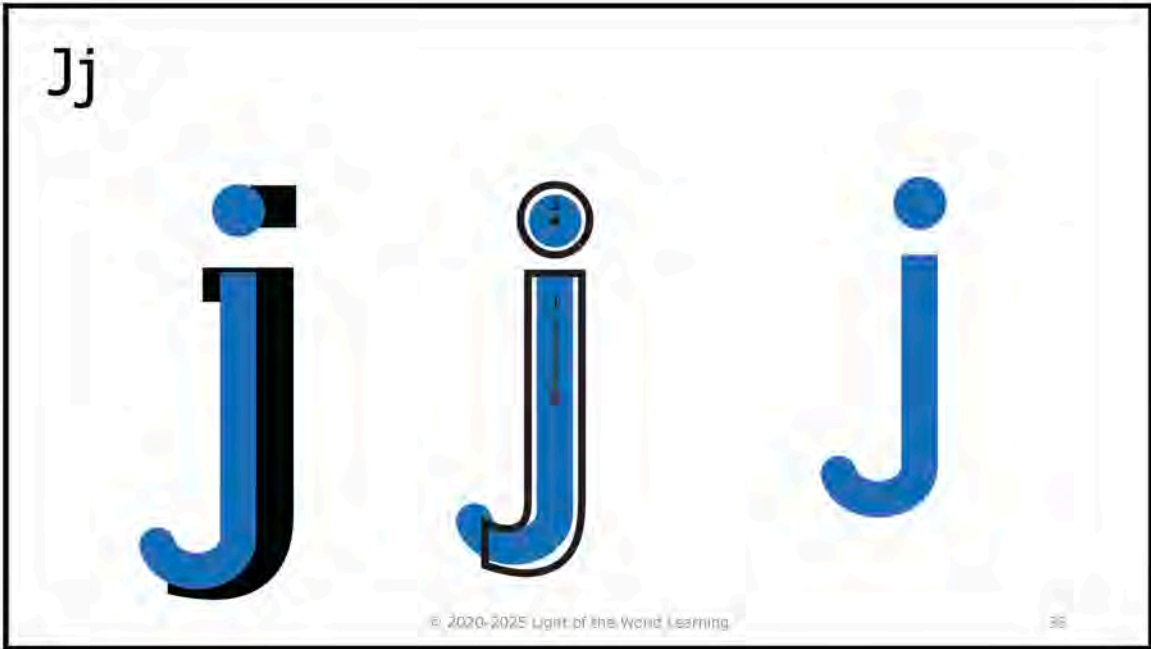
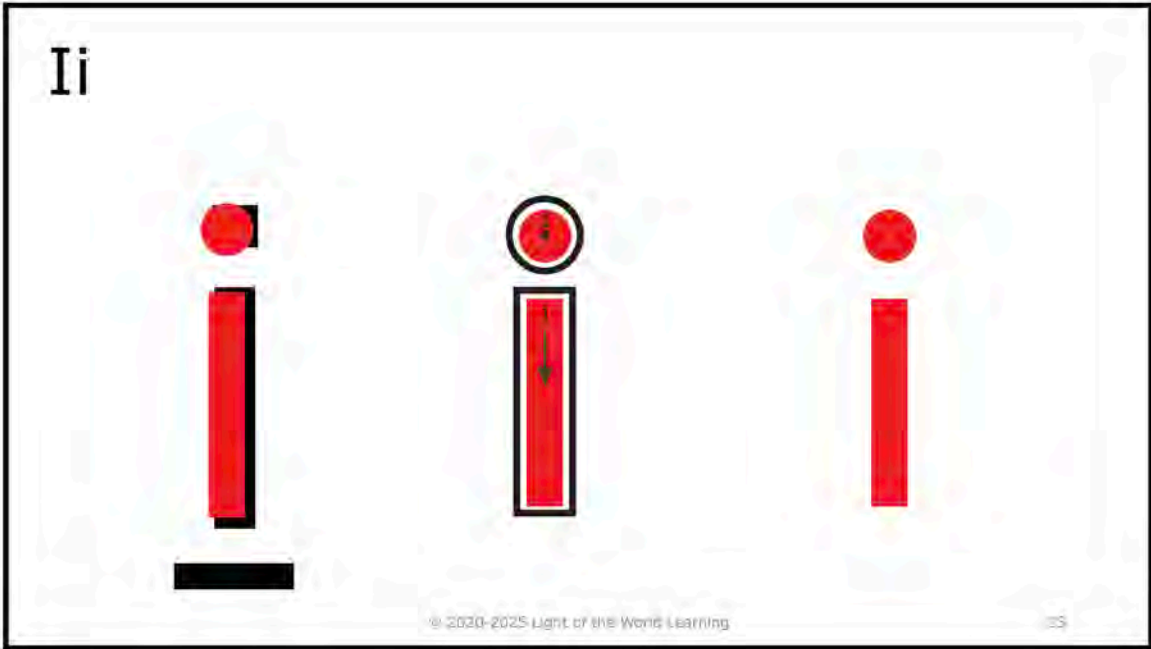
33

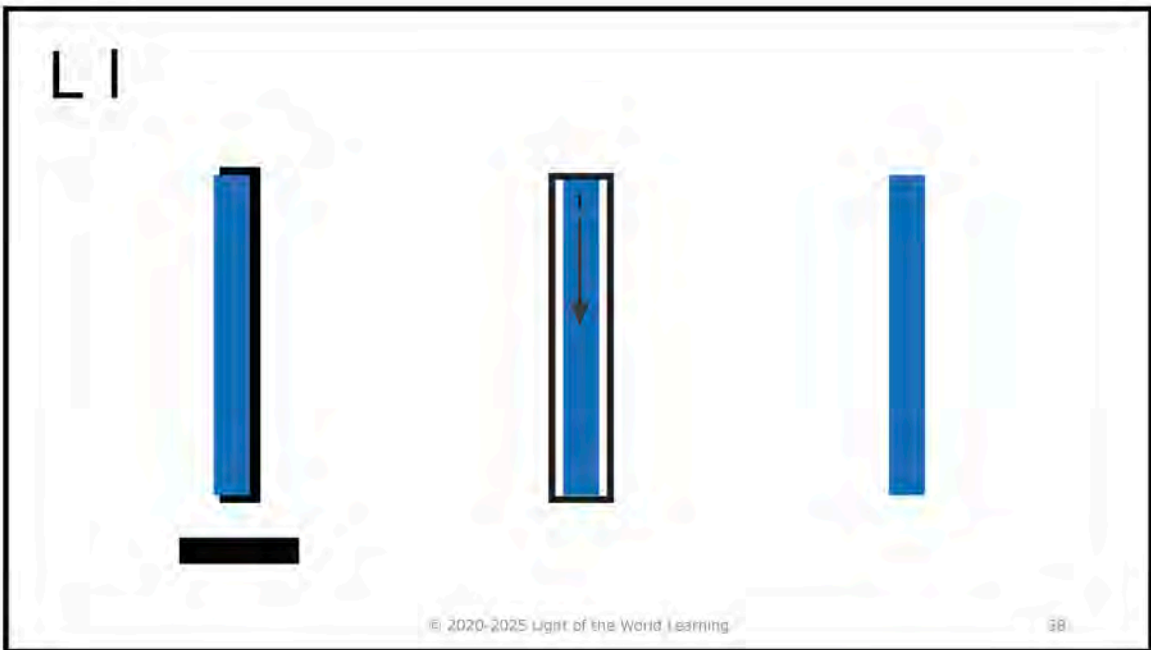
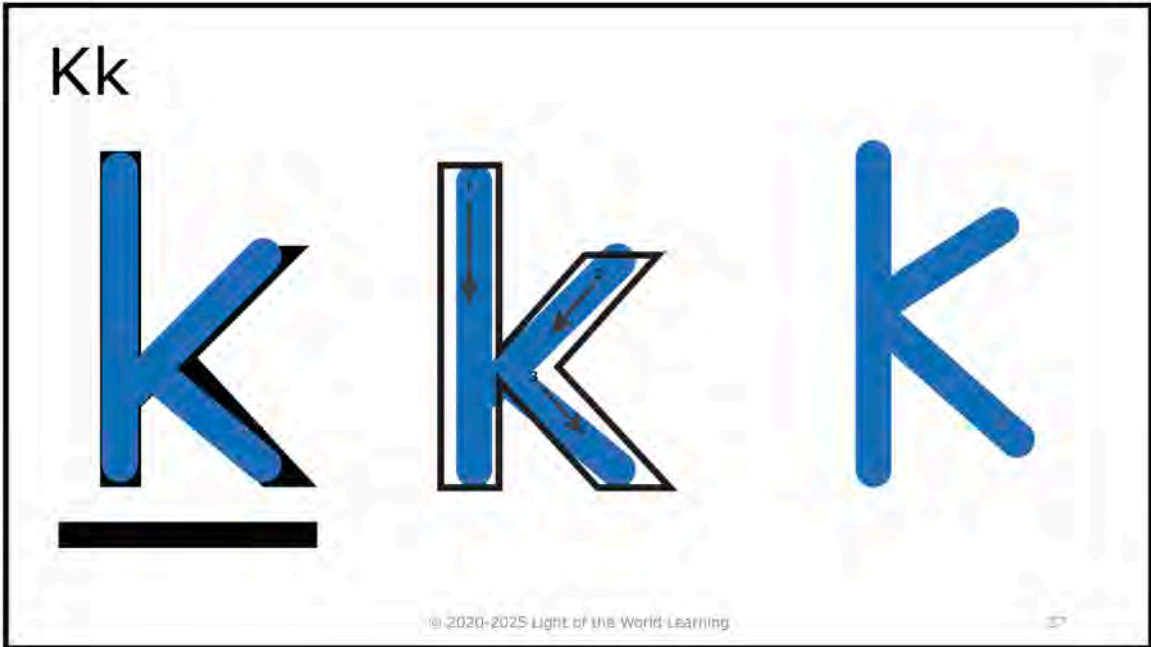
Hh



© 2020-2025 Light of the World Learning

34





Mm



© 2020-2025 Light of the World Learning

39

Nn



© 2020-2025 Light of the World Learning

40

Oo



© 2020-2025 Light of the World Learning

41

Pp



© 2020-2025 Light of the World Learning

42

Qq



© 2020-2025 Light of the World Learning

43

Rr



© 2020-2025 Light of the World Learning

44

Ss



© 2020-2025 Light of the World Learning

45

Tt



© 2020-2025 Light of the World Learning

46

Uu



© 2020-2025 Light of the World Learning

47

Vv



© 2020-2025 Light of the World Learning

48

Ww



© 2020-2025 Light of the World Learning

49


Xx



© 2020-2025 Light of the World Learning


50

Yy



© 2020-2025 Light of the World Learning 51

Zz



© 2020-2025 Light of the World Learning 52

## 5. Homework – Circle the word love

Dear friends, we should love each other, because love comes from God. Everyone who loves has become God's child. And so everyone who loves knows God. Anyone who does not love does not know God, because God is love.

1 John 4:7-8 ERV

So we know the love that God has for us, and we trust that love.

God is love. Everyone who lives in love lives in God, and God lives in them.

1 John 4:16 ERV

Unit 01 - Slide 53

---

## 6. Homework – Choose 1 Verse to Memorize

**A**

God is love. Everyone who lives in love lives in God, and God lives in them.

[1 John 4:16b](#) ERV

**B**

I am the A and the Z, the first and the last, the beginning and the end.

[Revelation 22:13](#) GWT

Unit 01 - Slide 54

## 6. Homework – Choose 1 Verse to Memorize


**C**

Dear friends, we should love each other, because love comes from God. Everyone who loves has become God's child. And so everyone who loves knows God. Anyone who does not love does not know God, because God is love.

1 John 4:7-8 ERV

Unit 01 - Slide 55

## 7. Count and write the numbers.



Unit 01 - Slide 56

## 8. Homework - Now I Can...

- I can spell and write my name.
- I can say and write my phone number.
- I can sing or say the ABC song.
- I can say and write the numbers 0-9
- I can say and write the letters A-Z.

Unit 01 - Slide 57

## Lesson A1-02

### What do you see?



Unit 02 - Slide 3

# What do you see?

shake hands



wave



hug

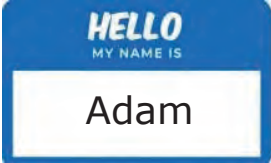




high five



Unit 02 - Slide 4

# Listen and repeat.

<p>1</p> 	<p>2</p> 	<p>3</p> 	<p>4</p> 
<p>a name</p>	<p>a hand</p>	<p>hello</p>	<p>goodbye</p>
<p>names</p>	<p>hands</p>	<p>I say hello.</p>	<p>They say goodbye.</p>

Unit 02 - Slide 5

# Listen and repeat.

<p><b>5</b></p> 	<p><b>6</b></p> 	<p><b>7</b></p> 	<p><b>8</b></p> 
<p>bad</p>	<p>good</p>	<p>to meet</p>	<p>to hug</p>
<p>This is bad.</p>	<p>This is good.</p>	<p>Nice to meet you.</p>	<p>We hug.</p>

Unit 02 - Slide 6

<p><b>9</b></p> 	<p><b>10</b></p> 	<p><b>11</b></p> 	<p><b>12</b></p> 
<p>to wave</p>	<p>to shake hands</p>	<p>to love</p>	<p>to smile</p>
<p>Wave hello!</p>	<p>We shake hands.</p>	<p>God loves you.</p>	<p>I smile.</p>

Unit 02 - Slide 7

# Listen and repeat.

	Phrase	Response
1.	Hello, how are you?	I'm good, thanks. I'm fine, thank you.
2.	Nice to meet you!	Nice to meet you, too.
3.	Hi, my name is ____.	Hi, my name is ____.
4.	What is your name?	My name is ____.
5.	Goodbye.	Goodbye.

Unit 02 - Slide 8

A: Hi, how are you?  
B: I'm good, thanks. And you?  
A: I'm good.



A: Hello, how are you?  
B: I am fine, thank you. And you?  
A: I'm fine.



Unit 02 - Slide 9

# Listen and repeat.

A: Hi, my name is **Paul**. What is your name?

B: I am **John**.

A: Nice to meet you, **John**!

B. Nice to meet you, too.


A. I need to go to class now. Goodbye!

B. Goodbye.



Unit 02 - Slide 10

1. /a/	2. /yU/	3. Challenge
am	you	
bad	use	
man	computer	
hand	music	



1. You use a computer for music.
2. I am a man.

Unit 02 - Slide 11

# Listen and repeat.

wave	listen	goodbye
you	seven	hello
meet	English	to meet
love	thank you	repeat

Unit 02 - Slide 12

## God loves you.

[Luke 15:20](#) ERV

While the son was still a long way off, his father saw him coming and felt sorry for him. So he ran to him and hugged and kissed him.

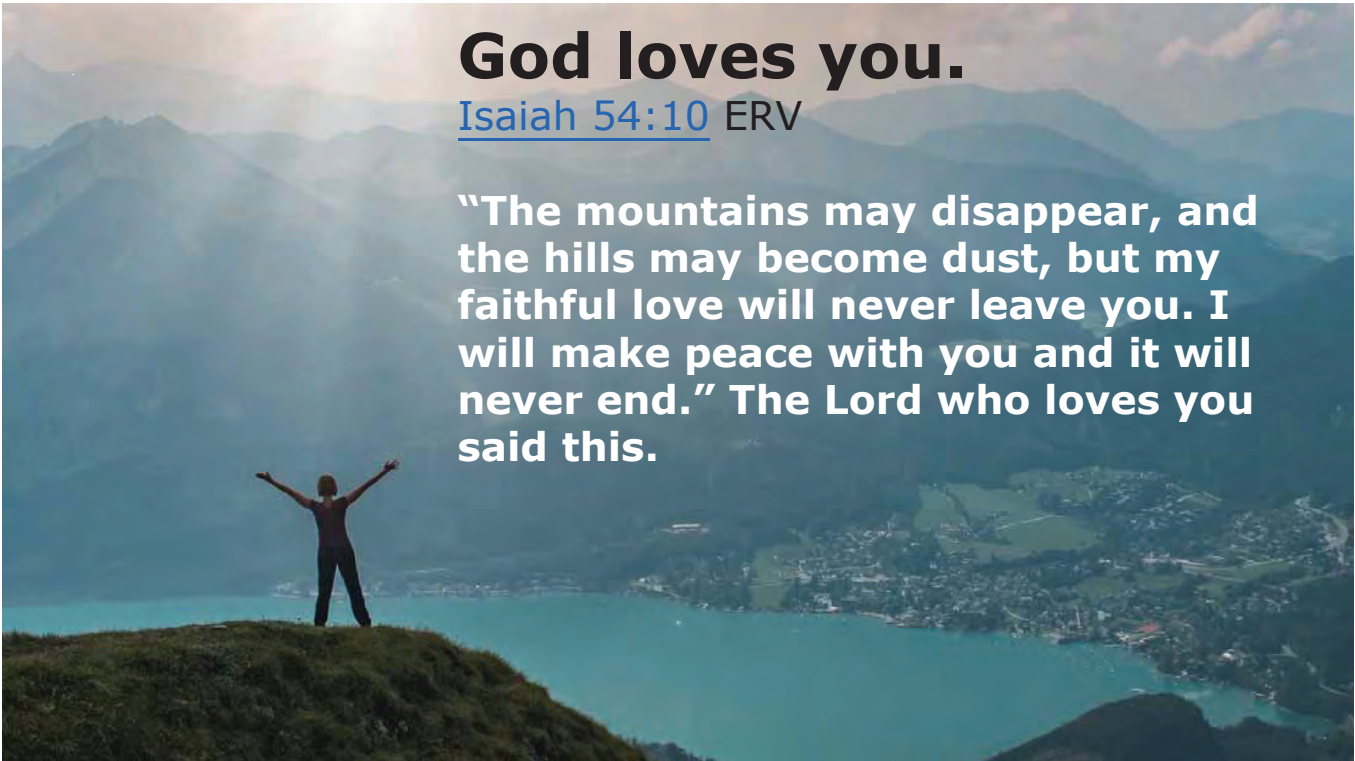


Unit 02 - Slide 13

# God loves you.

Isaiah 54:10 ERV

**“The mountains may disappear, and the hills may become dust, but my faithful love will never leave you. I will make peace with you and it will never end.” The Lord who loves you said this.**



Unit 02 - Slide 14

Listen and write one word per line.

1.
2.
3.
4.
5.
6.

music  
hand  
am  
computer  
you  
bad



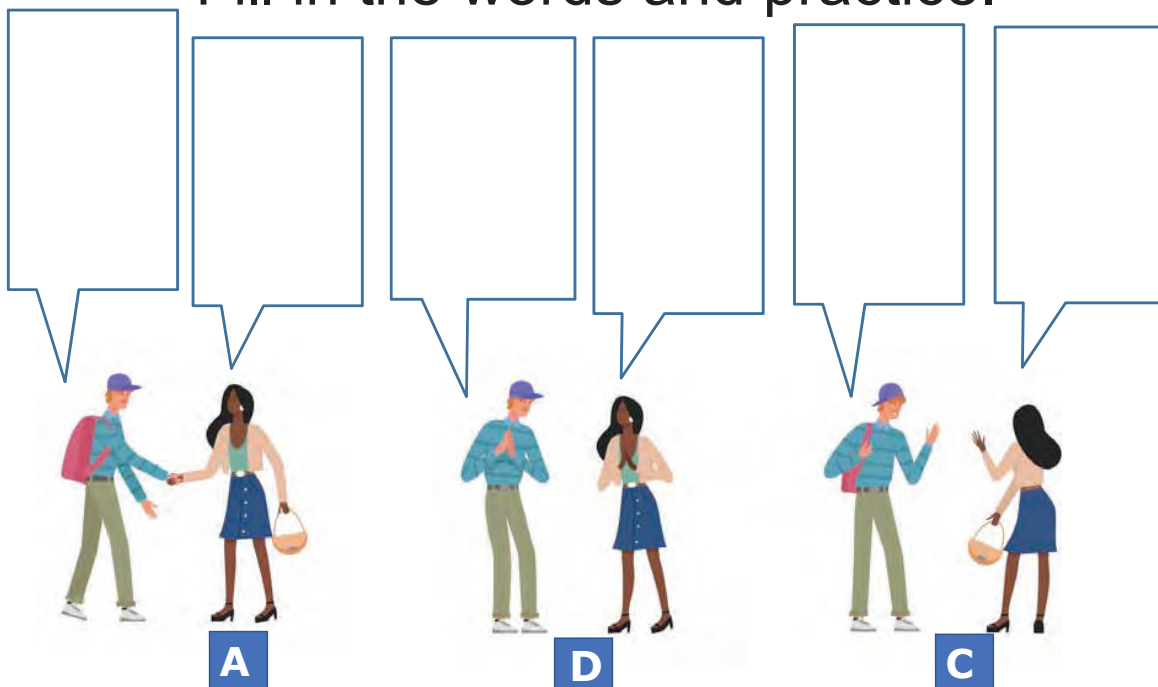
Unit 02 - Slide 15

# Ask your partner.

Questions	Answers
1. How are you?	
2. What is your name?	
3. How do you spell your name?	
4. What is your phone number?	

Unit 02 - Slide 16

## Fill in the words and practice.



Unit 02 - Slide 17

# Game - Charades

Act out the vocabulary words.



Unit 02 - Slide 18

## 1 & 2 Homework

1. Read the next lesson's Bible verses: [Matthew 6:9](#) and [John 4:14](#) in your language.

2. Fill in the words. Letter A is an example.

- A. Hello, how are **you**?
- B. \_\_\_\_\_ fine, thank you.
- C. Nice to \_\_\_\_\_ you.
- D. \_\_\_\_\_ to meet you, too.
- E. What is your phone \_\_\_\_\_?
- F. What is your \_\_\_\_\_?
- G. God \_\_\_\_\_ you.

loves  
name  
meet  
I'm  
**you**  
number  
nice

Unit 02 - Slide 19

### 3. Write the words

1 	2 	3 	4 	5 	6 
a hand					
hands					
7 	8 	9 	10 	11 	12 

Unit 02 - Slide 20

### 4. Write and say the words

A. I am Adam. Nice to meet you.	
B. The man shakes hands.	
C. This is bad.	
D. You use the computer.	
E. God loves you.	
F. The music is good!	

Unit 02 - Slide 21

5. Write the Bible verses from the lesson.

Isaiah 54:10, ERV

---

---

---

Luke 15:20, ERV

---

---

---

Unit 02 - Slide 22

6. Homework – Choose 1 Verse to Memorize

**A**

“The mountains may disappear, and the hills may become dust, but my faithful love will never leave you. I will make peace with you and it will never end.” The Lord who loves you said this.

[Isaiah 54:10](#), ERV

**B**

While the son was still a long way off, his father saw him coming and felt sorry for him. So he ran to him and hugged and kissed him. [Luke 15:20](#), ERV

Unit 02 - Slide 23

## 7. Homework - Now I Can...

- I can say **hello**, **goodbye** and **nice to meet you**.
- I can ask "How are you?" and answer "I am good/fine."
- I can read, write, say, and understand the 12 vocabulary words.
- I understand that God loves me.

Unit 02 - Slide 24

## Lesson A1-03

### What do you see?



Unit 03 - Slide 3

# What do you see?



1. spoon

2. fork

3. table

4. bottle

5. water

6. food

Unit 03 - Slide 4

# Listen and repeat.




<p><b>1</b></p> 	<p><b>2</b></p> 	<p><b>3</b></p> 	<p><b>4</b></p> 
<p>water*</p>	<p>to help</p>	<p>food*</p>	<p>a table</p>
	<p>Please help.</p>		<p>tables</p>

Unit 03 - Slide 5

# Listen and repeat.

<p><b>5</b></p> 	<p><b>6</b></p> 	<p><b>7</b></p> 	<p><b>8</b></p> 
<p>to drink</p>	<p>to eat</p>	<p>a spoon</p>	<p>a fork</p>
<p>I drink water.</p>	<p>We eat food.</p>	<p>spoons</p>	<p>forks</p>

Unit 03 - Slide 6

<p><b>9</b></p> 	<p><b>10</b></p> 	<p><b>11</b></p> 	<p><b>12</b></p> 
<p>a bathroom</p>	<p>a bottle</p>	<p>a ball</p>	<p>bread*</p>
<p>bathrooms</p>	<p>bottles</p>	<p>balls</p>	

Unit 03 - Slide 7

# Listen and repeat.

Question		Answer
How are	you?	Fine.
How is	he? she? it?	Fine.

Unit 03 - Slide 8

I need \_\_\_\_\_.

Pronoun		
I	need	some water.
You	need	some food.
He/She/It	needs	a bathroom.
You/We/They	need	help.

Unit 03 - Slide 9

# Listen and repeat.

A: Hello, **Jane**! How **are you**?

B: **I need help. I need water**, please.

A: Yes, of course! Here is a **bottle of water**!

B: Thank you.



Unit 03 - Slide 10

A: Hi **Bob**. Are you OK? What do you need?

B: I need **some food**.

A: Well, let's go **to eat**.

B: Yes, let's go!



Unit 03 - Slide 11

# Listen and repeat.

1. /A/	2. /b/	3. Challenge
table	bye	
name	bottle	
OK	bathroom	
play	ball	
8	Bible	

- A. OK, I need 8 bottles.  
B. The Bible is on the table.

Unit 03 - Slide 12

_____	_____	_____
food	water	I need
bad	bottle	hello
ball	table	goodbye
fork	never	let's go
bread	thirsty	repeat

Unit 03 - Slide 13

## God is our Father

Matthew 6:9




So this is how you should pray:  
"Our Father in heaven, we pray  
that your name will always be kept  
holy."

Unit 03 - Slide 14

But anyone who drinks the  
water I give will never be  
thirsty again...

John 4:14 ERV



Unit 03 - Slide 15

Listen and write one word per line.

1.
2.
3.
4.
5.
6.
7.

OK  
bottle  
bad  
bathroom  
name  
table  
ball

Unit 03 - Slide 16

What do they need?



Unit 03 - Slide 17

# Song - Living Water

I need water.  
And I need food.  
I need his help  
And I know you do, too. (2X)

Jesus is the Living Water.  
Jesus is the Bread of Life.  
Jesus loves us and he helps us.  
He gives us eternal life.

Unit 03 - Slide 18

## 1 & 2 Homework

1. Read the next lesson's Bible verses: [Psalm 116:5](#) and [Psalm 147:1](#) in your language.
2. Write 6 new words.

A. Need  
B.  
C.  
D.  
E.  
F.  
G.

Unit 03 - Slide 19

### 3. Write the words for each picture.

1 	2 	3 	4 	5 	6 
water					
7 	8 	9 	10 	11 	12 

Unit 03 - Slide 20

### 4. Write and say the sentences

A. Hello, my name is Bob.	
B. Let's play ball.	
C. Goodbye, Jane.	
D. The food is on the table.	
E. She is in the bathroom.	

Unit 03 - Slide 21

## 5. Homework

Write the Bible verses.

1. So this is how you should pray: "Our Father in heaven, we pray that your name will always be kept holy."  
Matthew 6:9 ERV

2. But anyone who drinks the water I give will never be thirsty again... John 4:14 ERV

Unit 03 - Slide 22

---

## 6. Homework – Choose 1 Verse to Memorize

**A**

So this is how you should pray: "Our Father in heaven, we pray that your name will always be kept holy." Matthew 6:9 ERV

**B**

But anyone who drinks the water I give will never be thirsty again... John 4:14 ERV

Unit 03 - Slide 23

## 7. Homework

**need**

**needs**

- A. I \_\_\_\_\_ water.
- B. They \_\_\_\_\_ food.
- C. He \_\_\_\_\_ help.
- D. We \_\_\_\_\_ love.
- E. It \_\_\_\_\_ a name.
- F. She \_\_\_\_\_ a spoon.



Unit 03 - Slide 24

## 8. Homework - Memorize and practice with a friend.

A: Hey! How are you doing?

B: **I need help. I need water**, please.

A: Yes, of course! Here is a **bottle of water!**

B: Thank you.

Unit 03 - Slide 25

## 9. Homework- Write your answers

List the things you need now.

1. I need water.
2. I need \_\_\_\_\_.
3. I need \_\_\_\_\_.
4. I need \_\_\_\_\_.
5. I need \_\_\_\_\_.



Unit 03 - Slide 26

## 10. Homework - Now I Can...

- I can say the things I need.
- I can understand, say, read, and write the 12 vocabulary words.
- I can ask "How are you?" and reply "Fine."
- I understand that God is our father.

Unit 03 - Slide 27

# Lesson A1-04

## What do you see?



### Registration Form

**First Name:** Noah  
**Birth Date:** 06/09/1999  
**Middle Name:** Dan  
**Last Name:** Lee  
**Email:** Lee@Dmail.com  
**Phone Number:** 217-555-1234

**Address:** 123 New St. Newton, NY 23574  
**Languages:** French, English, Ga  
**Photo:**



Unit 04 - Slide 3

## Listen and repeat.





<b>1</b> Mr. Noah Dan Lee	<b>2</b> Mr. Noah Dan Lee	<b>3</b> Mr. Noah Dan Lee	<b>4</b> 123 New St. Newton, NY USA
a first name	a middle name	a last name	an address
first names	middle names	last names	addresses

Unit 04 - Slide 4

# Listen and repeat.

<p><b>5</b></p> 	<p><b>6</b></p>  <p>217-555-1234</p>	<p><b>7</b></p> <p>DOB:06/09/1999</p> 	<p><b>8</b></p> <p>Lee@Dmail.com</p> 
<p>a phone</p>	<p>a phone number</p>	<p>a birthdate</p>	<p>an email</p>
<p>phones</p>	<p>phone numbers</p>	<p>birthdates</p>	<p>emails</p>

Unit 04 - Slide 5

<p><b>9</b></p> 	<p><b>10</b></p> 	<p><b>11</b></p> 	<p><b>12</b></p> 
<p>a language</p>	<p>a class</p>	<p>English</p>	<p>to write</p>
<p>languages</p>	<p>classes</p>	<p>I speak English.</p>	<p>Write your name.</p>

Unit 04 - Slide 6

# Listen and repeat.

Question ?		Answer
What is your What's your	name?	Sara Smith
	address?	321 Green Street, London
	phone number?	708-487-9870
	birthdate?	May 1, 1999
	email?	Sara@Dmail.com
	first language?	French

Unit 04 - Slide 7



Possessive Adjective	Sentence
1. my	My name is ____.
2. your	Your name is ____.
3. his	His name is Adam.
4. her	Her name is Sara.

Unit 04 - Slide 8

# Listen and repeat.

A: Welcome to English class! What's your name?

B: My name is **Joe**.

A: Hi **Joe**! What's your phone number?

B: My phone number is **312-555-2098**.

A: What's your birthdate?

B: My birthdate is **9-12-99**.



Unit 04 - Slide 9

1. /d/	2. /n/	3. Challenge
day	name	
date	number	
do	no	
birthdate	nice	
address	phone	

1. Your name is nice.
2. No, I do not need the address.

Unit 04 - Slide 10

# Listen and repeat.

_____	_____ -	_____ - -
name	address	phone number
phone	number	addresses
last	email	languages
first	birthdate	middle name

Unit 04 - Slide 11

## God is Good Psalm 116:5 and 147:1



The LORD is good and merciful; our God is so kind.  
Psalm 116:5 ERV

Praise the LORD because he is good. Sing praises to our  
God. It is good and pleasant to praise him.  
Psalm 147:1 ERV

Unit 04 - Slide 12

Listen and write one word per line.

1.
2.
3.
4.
5.
6.

name  
number  
no  
nice  
do  
date  
address

Unit 04 - Slide 13

Say and write your partner's answers.

Questions	My partner's answers
1. What's your first name?	
2. What's your middle name?	
3. What's your last name?	
4. What's your email address?	
5. What's your phone number?	
6. What's your birthdate?	
7. What's your address?	

Unit 04 - Slide 14

A: I'm Eve!

B: Adam@Dmail.com

C: 543-321-2300

D: 123 Main Street, Sydney

1. What's his address?
2. What's her name?
3. What's his email?
4. What's her phone number?
5. What's your birthdate?
6. What's my name?

04-15

## Song - God is so Good!

God is so good.  
God is so good.  
God is so good.  
He's so good to me!

God is so good.  
God is so good.  
God is so good.  
He's so good to me!

# 1 & 2 Homework

1. Read the next lesson's Bible verses: [Genesis 1:1-31](#) in your language.
2. Write 6 sentences. Use **name, birthdate, phone number, email, language, my, your, last, first,** and more.
  - A. My first language is Mandarin.
  - B.
  - C.
  - D.
  - E.
  - F.
  - G.

Unit 04 - Slide 17

## 3. Write the words for each picture.

<b>1</b> Mr. Noah Dan Lee	<b>2</b> Mr. Noah Dan Lee	<b>3</b> Mr. Noah Dan Lee	<b>4</b> 123 New St. Newton, NY	<b>5</b> 	<b>6</b> 
a first name					
first names					
<b>7</b>  DOB:06/09/99	<b>8</b> 	<b>9</b> 	<b>10</b>  312-555-1212	<b>11</b> Lee@Dmail.com	<b>12</b> 

Unit 04 - Slide 18

## 4. Write and say the sentences

A. Your name is nice.	
B. No, I do not need the address.	
C. Adam and Dan need food.	
D. My new number is 979-999-7979.	
E. The bread is bad.	
F. God is good.	

Unit 04 - Slide 19

## 5. Homework – Fill in the blanks.

**God**

**good**

**good**

**good**

**God**

1. The LORD is \_\_\_\_\_ and merciful; our \_\_\_\_\_ is so kind. Psalm 116:5 ERV

2. Praise the LORD because he is \_\_\_\_\_. Sing praises to our \_\_\_\_\_. It is \_\_\_\_\_ and pleasant to praise him. Psalm 147:1 ERV

Unit 04 - Slide 20

## 6. Homework – Choose 1 Verse to Memorize

**A**

The LORD is good and merciful; our God is so kind.

[Psalm 116:5](#) ERV

**B**

Praise the LORD because he is good. Sing praises to our God. It is good and pleasant to praise him.

[Psalm 147:1](#) ERV

Unit 04 - Slide 21

---

**C**

Give thanks to the LORD because he is good.

His faithful love will last forever.

[1 Chronicles 16:34](#) ERV

Unit 04 - Slide 22

## 7. Homework – Fill in the blanks

**name**      **phone**      **last**  
**email**      **address**      **number**

- A. His first \_\_\_\_\_ is John.
- B. My \_\_\_\_\_ is Adam@Dmail.com.
- C. Her phone \_\_\_\_\_ is 312-588-2300.
- D. My \_\_\_\_\_ is 123 Main Street, Accra.
- E. What's your \_\_\_\_\_ number?
- F. What's her \_\_\_\_\_ name?

Unit 04 - Slide 23

## 8. Homework- Answer questions about Mr. Green on the next slide.



Unit 04 - Slide 24

## 8. Homework- Answer questions about Mr. Green.

1. What's his first name?	
2. What's his birthdate?	
3. What's his address?	
4. What's his last name?	
5. What's his middle name?	

Unit 04 - Slide 25

## 9. Homework- Write and say your answers

What's your...?

1. first name?	
2. middle name?	
3. last name?	
4. phone number?	
5. birthdate?	
6. email address?	

Unit 04 - Slide 26

## 10. Homework - Now I Can...

- I can ask and answer personal information questions.
- I understand **my**, **your**, **his** and **her**.
- I can read, write, say, and understand the 12 vocabulary words.
- I understand that God is good.

Unit 04 - Slide 27

## Lesson A1-05 What do you see?



Unit 05 - Slide 3

**7 People**

an animal

a man

a woman

2 adults

a boy





5 children

a girl





an animal

Unit 05 - Slide 4





## Listen and repeat.

<b>1</b> 	<b>2</b> 	<b>3</b> ↓ 	<b>4</b> ↓ 
a person	an animal	an adult	a child
people	animals	adults	children

# Listen and repeat.

<p>5</p> 	<p>6</p> 	<p>7</p> 	<p>8</p> 
a man	a woman	a boy	a girl
men	women	boys	girls

Unit 05 - Slide 6

<p>9</p> 	<p>10</p> 	<p>11</p> 	<p>12</p> 
a friend	an enemy	a chair	to look
friends	enemies	chairs	He looks at the phone.

Unit 05 - Slide 7

Look, listen, and repeat.



I am Joe. I am a man.



You are Liz. You are a woman.

Unit 05 - Slide 8



She is Sue. She is a girl.



He is Jake. He is a boy.

Unit 05 - Slide 9

Look, listen, and repeat.



It is a chair.




We are people.

Unit 05 - Slide 10



You are Liz, Sue and Jake. You are people.



They are Sue and Jake. They are children.

Unit 05 - Slide 11

## Listen and repeat.

	<b>Pronoun</b>	<b>To Be</b>	<b>Sentence</b>
Singular 1	I	am	I am a person.
	you	are	You are a person.
	he she it	is	He is a man. She is a woman. It is an animal.
Plural 2+	we you they	are	We are people. You are people. They are people.

Unit 05 - Slide 12

Describe the picture with pronouns.



Unit 05 - Slide 13

# Listen and repeat.

A: Hi **Joe**. Look at my photo.


B: Nice! Who are they?

A: This is **Liz**. **She** is my friend.

B: Who is the **boy**?

A: He is **Adam**.

B: It is a good photo. Thank you!



Unit 05 - Slide 14



1. /oo/	2. /ch/	3. Challenge
look	chair	
good	church	
book	child	
woman	children	

1. The child is in the chair.
2. The woman looks at a good book.



Unit 05 - Slide 15

Listen and repeat.

A.	-	- -
look	children	enemy
boy	woman	animal
girl	person	addresses
child	bathroom	languages

Unit 05 - Slide 16

**God is our Creator.**

Genesis [1:1](#)



God created the sky and the earth.

Unit 05 - Slide 17

# God is our Creator.

Genesis [1:20-28](#)

God created animals. Last, he created people, as man and woman, to be like Him. He told them to have many children.




Unit 05 - Slide 18

Listen and write one word per line.

1.
2.
3.
4.
5.
6.
7.

child  
book  
good  
look  
woman  
children  
church



Unit 05 - Slide 19

# Say the Opposite

A. Words	Opposites
1. good	bad
2. hello	
3. a man	
4. an adult	
5. a boy	
6. a friend	
7. a girl	

B. Words	Opposites
8. children	adults
9. women	
10. animals	
11. an enemy	
12. goodbye	
13. bad	
14. boys	

Unit 05 - Slide 20

## 1. What do you see at Zoo #1?

one  
two  
three  
four  
five



seven  
six  
are  
is  
am

- A. Two children are at the zoo.  
 B. \_\_\_ animals \_\_\_ at the zoo.  
 C. \_\_\_ adults \_\_\_ at the zoo.  
 D. I \_\_\_ not at the zoo.

- E. \_\_\_ boy \_\_\_ at the zoo.  
 F. \_\_\_ girl \_\_\_ at the zoo.  
 G. \_\_\_ women \_\_\_ at the zoo.  
 H. \_\_\_ people \_\_\_ at the zoo.

Unit 05 - Slide 21

## 2. What do you see at Zoo #2?

one

two

three

four

five



seven

six

are

is

am

A. Two children are at the zoo.

B. \_\_\_ animals \_\_\_ at the zoo.

C. \_\_\_ adults \_\_\_ at the zoo.

D. I \_\_\_ not at the zoo.

E. \_\_\_ boy \_\_\_ at the zoo.

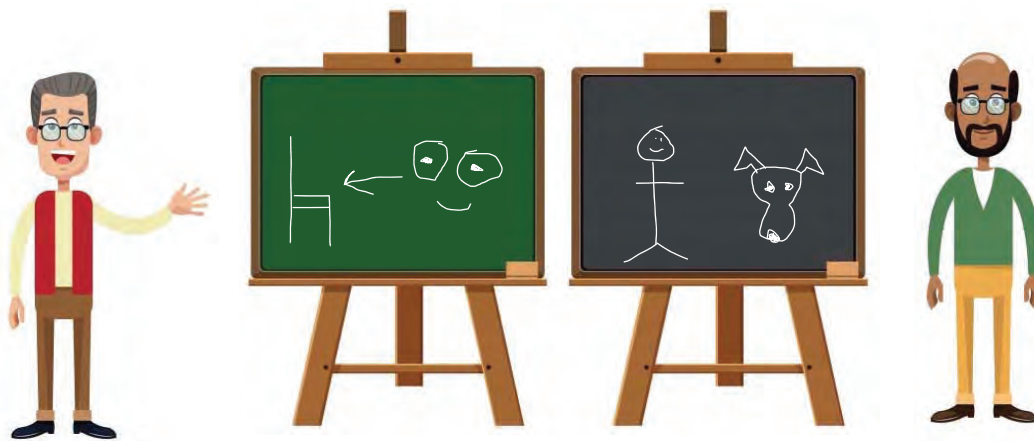
F. \_\_\_ girl \_\_\_ at the zoo.

G. \_\_\_ women \_\_\_ at the zoo.

H. \_\_\_ people \_\_\_ at the zoo.

Unit 05 - Slide 22

## Guess the pictures!



Unit 05 - Slide 23

# 1 & 2 Homework













1. Read the next lesson's Bible verse: 1 John [1:5](#) in your language.

2. Write sentences about your friends and other people. You can use: girl, boy, man, woman, adult, child, I, she, etc.

- A. Mary is a woman. She is an adult.
- B.
- C.
- D.
- E.
- F.

Unit 05 - Slide 24

3. Write the words for each picture.

1 	2 	3 	4 	5 	6 
a child					
children					
7 	8 	9 	10 	11 	12 

Unit 05 - Slide 25

#### 4. Mark the /oo/ and /ch/ sounds. Then write and say the sentences.

A. I <b>l</b> ook at the good book.	
B. She is a woman.	
C. The child looks at the book.	
D. We are good friends.	
E. They are children.	
F. People sit in <b>ch</b> airs at church.	



Unit 05 - Slide 26

#### 5. Homework – Fill in the blanks.

**created** **created** **children** **created** **and** **and**

God \_\_\_ the sky \_\_\_ the earth. God \_\_\_ animals. Last, he \_\_\_ people, as man \_\_\_ woman, to be like him. He told them to have many \_\_\_.

From Genesis 1

Unit 05 - Slide 27

## 6. Homework—Choose 1 Verse to Memorize

**A**

God created the sky and the earth.

Genesis 1:1 ERV

**B**

So God created humans in his own image. He created them to be like himself. He created them male and female.


Genesis 1:27 ERV

Unit 05 - Slide 28

**C**

My help will come from the Lord, the Creator of heaven and earth.

Psalms 121:2 ERV



Unit 05 - Slide 29

## 7. Homework – Fill in the blanks.

**am are is He I**

**It We They She You**

- A. I \_\_\_\_\_ a person.                      G. \_\_\_\_\_ am an adult.  
B. You \_\_\_\_\_ an adult.                      H. \_\_\_\_\_ is a woman.  
C. It \_\_\_\_\_ an animal.                      I. \_\_\_\_\_ is a boy.  
D. She \_\_\_\_\_ a friend.                      J. \_\_\_\_\_ is a man.  
E. You \_\_\_\_\_ enemies.                      K. \_\_\_\_\_ is a chair.  
F. They \_\_\_\_\_ children.                      L. They \_\_\_\_\_ animals.

Unit 05 - Slide 30

## 8. Homework - Fill in the blanks

**are am is Hello is Goodbye**



← → ↻

To Jake@Jmail.org

Subject The beach is good!

1 Jake,

I 2 at the beach with friends. The water 3 good.  
The food and drinks 4 good. My chair 5 good. We  
play ball. People smile and say hello. The children love the  
water.

6  
Liz

Send

Unit 05 - Slide 31

## 9. Homework - Now I Can...

- I can understand *I, you, he, she, it, we* and *they*.
- I can read, write, say, and understand the 12 vocabulary words.
- I understand opposites.
- I understand that God is our Creator.

Unit 05 - Slide 32

## Lesson A1-06

What do you see?







Unit 06 - Slide 3

# What do you see?



Unit 06 - Slide 4

# Listen and repeat.





<p><b>1</b></p> 	<p><b>2</b></p> 	<p><b>3</b></p> 	<p><b>4</b></p> 
<p>a dog</p>	<p>a church</p>	<p>a school</p>	<p>an office</p>
<p>dogs</p>	<p>churches</p>	<p>schools</p>	<p>offices</p>

Unit 06 - Slide 5

# Listen and repeat.

<b>5</b>	<b>6</b>	<b>7</b>	<b>8</b>
			
the world	money	light	dark/darkness
worlds			

Unit 06 - Slide 6

<b>9</b>	<b>10</b>	<b>11</b>	<b>12</b>
			
to turn on	to turn off	to lose	to find
Please turn on the light.	Please turn off the light.	He lost a sheep.	He found the sheep.

Unit 06 - Slide 7

# Listen and repeat.

Pronoun	To Be	Contraction	Negative -	Question ?
I	am	I'm	I'm not	Am I?
he she it	is	he's she's it's	he's not she's not it's not	Is he? Is she? Is it?
you we they	are	you're we're they're	you're not we're not they're not	Are you? Are we? Are they?

1. You're welcome.
2. I'm sorry.

Unit 06 - Slide 8

Describe with **you're, he's, she's, it's, they're.**



Unit 06 - Slide 9

## Listen and repeat.

A: Oh no! I lost **some money**. I need to find it.

B: It's okay. I can help you look.

A: Thank you!

B: You're welcome. Is it at **school**?

A: Maybe. Let's look!



Unit 06 - Slide 10

A: Can you please **turn off the music**?

B: Sure, no problem.

A. Can you please **turn on the light**? Thank you.

B: You're welcome.



Unit 06 - Slide 11

# Listen and repeat.

1. /u/	2. /aw/	3. Challenge
sun	lost	
run	dog	
one	off	
money	office	
up	faucet	

- A. I lost my dog and my money.  
 B. Please turn off the faucet.



Unit 06 - Slide 12

A. _____	B. _____	C. _____
light	office	It's a dog.
dark	faucet	I'm a man.
school	money	She's a girl.
church	welcome	They are friends.

Unit 06 - Slide 13

# God is light

1 John [1:5](#)

We heard the true teaching from God. Now we tell it to you: God is light, and in him there is no darkness. ERV



Unit 06 - Slide 14

Listen and write one word per line.

1.
2.
3.
4.
5.
6.
7.

sun            off  
church        money  
lost            office  
run            up  
dog            light  
one            world  
school        dark



Unit 06 - Slide 15

Listen and circle the words you hear.

Questions	
1. <u>turn on</u> /turn off	8. sorry/school
2. Please/She's	9. okay/say
3. find/lose	10. light/father
4. thanks/thank you	11. darkness/welcome
5. we're/you're	12. off/on
6. school/church	13. birthdate/church
7. light/lost	14. lose/you

Unit 06 - Slide 16

Describe the pictures

<b>1</b> 	<b>2</b> 	<b>3</b> 
Is the light on or off?	Is the dog lost or found?	Is he in an office or a school?
<b>4</b> 	<b>5</b> 	<b>6</b> 
Is it a school or money?	Is it the world or a church?	Is she in the light or dark?

Unit 06 - Slide 17

# Game - Charades

Act out the vocabulary words.



Unit 06 - Slide 18

## 1 & 2 Homework

1. Read the next lesson's Bible verses: Genesis [1:1](#)–[2:25](#) in your language.

2. Write 6 sentences with contractions. Use: *I'm*, *you're*, *he's*, *she's*, *it's*, *we're*, *they're*.

A. He's lost. It's dark.

B.

C.

D.













E.

F.

G.

Unit 06 - Slide 19

### 3. Write the words for each picture.

1 	2 	3 	4 	5 	6 
a dog					
dogs					
7 	8 	9 	10 	11 	12 

Unit 06 - Slide 20

### 4. Write and say the sentences

A. They're not lost.	
B. We're in the office.	
C. The sun is up.	
D. It's your money.	
E. Please don't run.	
F. One of us will go.	



Unit 06 - Slide 21

## 5. Homework

Fill in the blanks.

light

you

darkness

we

We heard the true teaching from God. Now \_\_\_\_ tell it to \_\_\_\_: God is \_\_\_\_\_, and in him there is no \_\_\_\_\_.

1 John 1:5 ERV

Unit 06 - Slide 22

## 6. Homework – Choose 1 Verse to Memorize

**A**

We heard the true teaching from God. Now we tell it to you: God is light, and in him there is no darkness.

[1 John 1:5](#) ERV

**B**

The light shines in the darkness, and the darkness has not defeated it.

[John 1:5](#) ERV

Unit 06 - Slide 23

## 6. Homework – Choose 1 Verse to Memorize

**C**

Later, Jesus talked to the people again. He said, “I am the light of the world. Whoever follows me will never live in darkness. They will have the light that gives life.”

[John 8:12](#) ERV



Unit 06 - Slide 24

## 7. Homework

**They're**

**We're**

**it's**

**She's**

**I'm**

**You're**

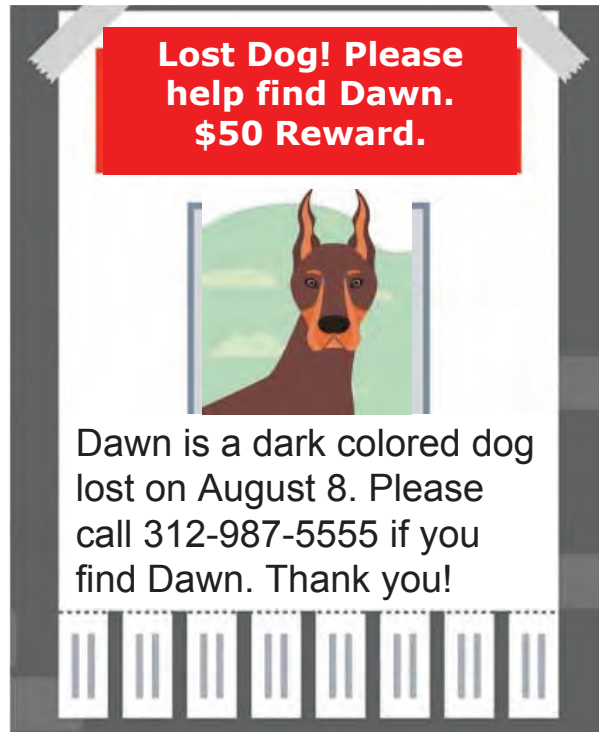
**He's**

- A. Jesus said, “I am (\_\_\_\_\_ ) the light of the world.”
- B. He is (\_\_\_\_\_ ) a friend of God.
- C. We are (\_\_\_\_\_ ) the church of God.
- D. You are (\_\_\_\_\_ ) our God.
- E. She is (\_\_\_\_\_ ) a child of God.
- F. They are (\_\_\_\_\_ ) good people.

Unit 06 - Slide 25

## 8. Homework

- A. What is lost?
- B. What is its name?
- C. What color is it?
- D. What is the phone number?
- E. How much money is the reward?
- F. What date was the dog lost?



Unit 06 - Slide 26

## 9. Homework- Write sentences

What is your name, <b>please</b> ?			
1. please	2. thank you	3. turn off	4. you're welcome
5. church	6. school	7. I'm sorry	8. no problem

Unit 06 - Slide 27

## 10. Homework - Now I Can...

- ❑ I can understand *I'm, you're, he's, she's, it's, we're, they're.*
- ❑ I can read, write, say, and understand the 12 vocabulary words.
- ❑ I can say *please, thank you, you're welcome, I'm sorry, that's okay, no problem.*

Unit 06 - Slide 28

## Lesson A1-07

What do you see?



Unit 07 - Slide 4

# What do you see?



Unit 07 - Slide 5

# What do you see?



Unit 07 - Slide 6

# What do you see?



## Registration Form

First Name: Noah  
Middle Name: Dan  
Last Name: Lee  
Email: Lee@Dmail.com  
Phone Number: 217-555-1234  
Birth Date: 06/09/1999  
Address: 123 New St.  
Newton, NY 23574  
Languages: French, English, Ga  
Photo:



Unit 07 - Slide 7

# What do you see?



Unit 07 - Slide 8

# What do you see?



Unit 07 - Slide 9

# Listen and repeat.

1. Please spell your name.
2. What is your phone number?



Unit 07 - Slide 10

# Listen and repeat.

	Phrase	Response
1.	Hello, how are you?	I'm good, thanks. I'm fine, thank you.
2.	Nice to meet you!	Nice to meet you, too.
3.	Hi, my name is ____.	Hi, my name is ____.
4.	What is your name?	My name is ____.
5.	Goodbye.	Goodbye.

Unit 07 - Slide 11

I need \_\_\_\_\_.



<b>Pronoun</b>		
I	need	some water.
you	need	some food.
he/she/it	needs	a bathroom.
you/we/they	need	help.

Unit 07 - Slide 12

## Listen and repeat.

Question ?		Answer
What is your name?	name?	Sara Smith
What is your address?	address?	321 Green Street, London
What's your phone number?	phone number?	708-487-9870
What is your birthdate?	birthdate?	May 1, 1999
What is your email?	email?	Sara@Dmail.com
What is your first language?	first language?	French

Unit 07 - Slide 13

Possessive Adjective	Sentence
1. my	My name is ____.
2. your	Your name is ____.
 3. his	His name is Adam.
 4. her	Her name is Sara.

Unit 07 - Slide 14

## Listen and repeat.

	Pronoun	To Be	Sentence
Singular 1	I	am	I am a person.
	you	are	You are a person.
	he she it	is	He is a man. She is a woman. It is an animal.
Plural 2+	we you they	are	We are people. You are people. They are people.

Unit 07 - Slide 15

Pronoun	To Be	Contraction	Negative -	Question ?
I	am	I'm	I'm not	Am I?
he she it	is	he's she's it's	he's not she's not it's not	Is he? Is she? Is it?
you we they	are	you're we're they're	you're not we're not they're not	Are you? Are we? Are they?

1. You're welcome.
2. I'm sorry.

Unit 07 - Slide 16

# Conversation Questions A

1. What's your phone number?
2. Please spell your name.
3. How are you?
4. Nice to meet you.
5. What do you need?
6. How is she? →



Unit 07 - Slide 17

# Conversation Questions B

1. What's your first language?
2. What's your address?
3. Are you a child or an adult?
4. What are they? →
5. Is the light on or off?
6. Thank you!



You're \_\_\_\_\_.

Unit 07 - Slide 18

## Listen and repeat.

1. /A/	2. /E/	3. /a/
K	G	am
8	3	bad
4. /yU/	5. /A/	6. /b/
you	name	bathroom
use	table	bottle

- A. I am Adam.
- B. He needs three bottles.
- C. You are at the table.

Unit 07 - Slide 19

7. /d/	8. /n/	9. /oo/
date	nice	look
do	number	good
10. /ch/	11. /u/	12. /aw/
chair	one	lost
children	money	dog

- A. The lost dog looks nice.
- B. The children have one chair.
- C. Do you see the date?

Unit 07 - Slide 20

Say the word and the stress pattern

A	B	C	D
—	— -	- —	— - -

1. numbers
2. letter
3. hello
4. wave
5. water
6. thirsty
7. phone number
8. languages
9. enemies
10. children
11. school
12. work

Unit 07 - Slide 21

## God is Love

1 John 4:16 ERV

So we know the love that God has for us, and we trust that love.

God is love. Everyone who lives in love lives in God, and God lives in them.



Unit 07 - Slide 22

## God loves you.

Luke 15:20 ERV

While the son was still a long way off, his father saw him coming and felt sorry for him. So he ran to him and hugged and kissed him.



Unit 07 - Slide 23

## God is our Father Matthew 6:9

So this is how you should pray:  
"Our Father in heaven, we pray  
that your name will always be  
kept holy."



Unit 07 - Slide 24

## God is Good

Psalm 116:5 and 147:1



The LORD is good and merciful; our God is so kind.  
Psalm 116:5

Praise the LORD because he is good. Sing praises to our  
God. It is good and pleasant to praise him.  
Psalm 147:1

Unit 07 - Slide 25

## God is our Creator. From Genesis chapter 1

God created the sky and the earth. God created animals.  
Last, he created people, as man and woman, to be like Him. He  
told them to have many children.



Unit 07 - Slide 26

# God is light

1 John 1:5



We heard the true teaching from God. Now we tell it to you: God is light, and in him there is no darkness. ERV

Unit 07 - Slide 27


## Listen and write.

1.
2.
3.
4.
5.
6.
7.
8.
9.
10.
11.
12.


name	look
nice	789
you	do
3456	bottle
office	money
am	ABC
church	thank

Unit 07 - Slide 28

## Songs - Listen and write.

 1. Our Lord is the \_\_\_\_ to \_\_\_\_

 2. I need \_\_\_\_ and I need food. I need his \_\_\_\_

 3. God \_\_\_\_ so good. He's so \_\_\_\_ to me!

Unit 07 - Slide 29

---

## First Review Quiz

Take the listening, speaking and writing quiz with your teacher.

Listen to the questions 1-7 and say your answers.  
Then look at the picture and write 3 sentences about it.

Unit 07 - Slide 30

## 1 & 2 Homework

1. Read the next lesson's Bible verses: Genesis [1:1-2:25](#) in your language.
2. Take the review quiz at this QR code or <https://bit.ly/quizA1-07> and write your score here \_\_\_\_



Quiz A1-07

If your score is not good, practice more. Then take the quiz again, and write your new score here \_\_\_\_

Unit 07 - Slide 31

## 3. Homework - Now I Can...

- I can understand the numbers 0-9 and letters A-Z.
- I can say [hello](#), [how are you](#), and [nice to meet you](#).
- I can say the things I need.
- I can ask and answer personal information questions.
- I understand [my](#), [your](#), [his](#) and [her](#).
- I can understand [I](#), [you](#), [he](#), [she](#), [it](#), [we](#) and [they](#).
- I can say [please](#), [thank you](#), [you're welcome](#), [I'm sorry](#).

Unit 07 - Slide 32

# Lesson A1-08

What do you see?

8:00 AM

12:00 PM

6:00 PM

New York London Tokyo

Unit 08 - Slide 3

What do you see?

day

sun

night

moon

clocks

8:00 AM

breakfast

12:00 PM



lunch

6:00 PM





dinner

Unit 08 - Slide 4

# Listen and repeat.

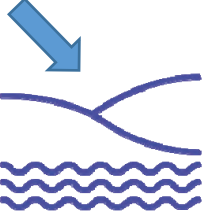



<p><b>1</b></p> 	<p><b>2</b></p> <p><b>12:00-12:01</b></p>	<p><b>3</b></p> <p><b>1:00-2:00</b></p>	<p><b>4</b></p> 
<p>a clock</p>	<p>a minute</p>	<p>an hour</p>	<p>the sky</p>
<p>clocks</p>	<p>minutes</p>	<p>hours</p>	<p>skies</p>

Unit 08 - Slide 5

<p><b>5</b></p> 	<p><b>6</b></p> 	<p><b>7</b></p> 	<p><b>8</b></p> 
<p>a day</p>	<p>a night</p>	<p>the sun</p>	<p>the moon</p>
<p>days</p>	<p>nights</p>	<p>suns</p>	<p>moons</p>

Unit 08 - Slide 6

## Listen and repeat.

<p><b>9</b></p> 	<p><b>10</b></p> 	<p><b>11</b></p> 	<p><b>12</b></p> 
<p>the land</p>	<p>the sea</p>	<p>a breakfast</p>	<p>a lunch</p>
<p>lands</p>	<p>seas</p>	<p>breakfasts</p>	<p>lunches</p>

Unit 08 - Slide 7

Question ?	Affirmative +	Negative -
<p>What time is it?                      What's the time?                      Do you know what time it is?</p>	<p>It is                      It's</p>	<p>It is not                      It's not</p>

1. What time is it? or What's the time?
2. It is 2 o'clock. or It's 2 o'clock.

Unit 08 - Slide 8

# Listen and repeat.

A: Excuse me, please, what's the time?

B: It is 2 o'clock.

A: What time is it?

B: It's 6 o'clock.



Unit 08 - Slide 9

A: Excuse me, please, what's the time?

B: It's 2 o'clock.

A: What time is English class?

B. It's at 4 o'clock.

A: Isn't it at 6 o'clock?

B: No, it isn't. It's at 4 o'clock.







Unit 08 - Slide 10

## Listen and repeat.

1. /s/	2. /t/	3. Challenge
six	two	
seven	ten	
sky	today	
sun	tomorrow	
sea	time	

- A. He sees the sun and sea.  
 B. She has time today and tomorrow.


Unit 08 - Slide 11

	 	  
day	water	animals
night	garden	3 o'clock
land	minute	English class
sea	breakfast	Saturday

Unit 08 - Slide 12

# God Made the World

## Genesis 1 & 2



God made the world in the beginning. Water covered all the world and it was very dark.

So God said, "Let there be light," and there was light. God called the light day. He called the dark night. God saw that all He made was good. This was day 1.


Unit 08 - Slide 13

Then God made the sky. This was day 2.

Then God made the land and seas.

He made plants to grow on the land.

This was day 3.



Unit 08 - Slide 14

Then God made the sun  
to give light.

He made the moon to  
give light.

He also made the stars.

This was day 4.



Unit 08 - Slide 15

Then God made the fish in  
the seas.

He made birds.

This was day 5.



Unit 08 - Slide 16

Then God made land animals.



Unit 08 - Slide 17

Last he made a man and a woman who were like him.

He named them Adam and Eve. God told them to have many children.



God looked at the world He made. It was good.

God was happy with the world He made.

This was day 6.

Unit 08 - Slide 18

Then God finished His work.  
He rested. This was day 7.  
That is how God made the world.



Unit 08 - Slide 19

## Answer the questions

1. What did God make?
2. What were the names of the man and woman?
3. What day do you rest?



Unit 08 - Slide 20













# Listen and write one word per line.

1.
2.
3.
4.
5.
6.
7.

- sun
- stars
- six
- seven
- sky
- sea
- special
- so
- saw
- ten
- two
- tomorrow
- today
- time
- tell
- told
- twelve
- TV

Unit 08 - Slide 21

## What time is it when I...?

					
eat breakfast	study	drink coffee			
look at a phone	sit in a chair	eat lunch			
					
drink water	go to class	go to the office			
walk the dog	eat dinner	turn on lights			


Unit 08 - Slide 22

Write questions and ask your partner.

Questions	Answers
1. Is it time for breakfast?	Yes, it is.
2. Isn't it _____	
3. What's the _____	
4. What time is _____	
5. What is your bed _____	
6. What _____ is lunch?	
7. What time ____ English ____	

Unit 08 - Slide 23

Game – Guess the picture!



Unit 08 - Slide 24

# 1 & 2 Homework


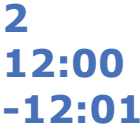




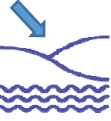





1. Read the next lesson's Bible verses: Genesis 3 in your language.
2. Write 6 sentences. You may use **it is**, **it's** and more.

- A. It is \_\_\_\_\_ when I get up.
- B. It' \_\_\_\_\_ when I eat breakfast.
- C. \_\_\_\_\_ when I go out.
- D. \_\_\_\_\_ when I eat lunch.
- E. \_\_\_\_\_ I eat dinner.
- F. \_\_\_\_\_ I study.
- G. \_\_\_\_\_ go to bed.

1 o'clock	8 o'clock
2 o'clock	9 o'clock
3 o'clock	10 o'clock
4 o'clock	11 o'clock
5 o'clock	12 o'clock
6 o'clock	
7 o'clock	

Unit 08 - Slide 25

## 3. Write the names of the pictures

1 	2 	3 	4 	5 	6 
a clock					
clocks					
7 	8 	9 	10 	11 	12 

Unit 08 - Slide 26

## 4. Write and say the sentences

A. Is it 8 o'clock? Yes, it is.	
B. It's 2 o'clock on Saturday.	
C. It's not 6 o'clock is it, Tim?	
D. It's 10 o'clock on Tuesday.	
E. What's the time for Sunday?	
F. What time is it on Saturday?	



Unit 08 - Slide 27

## 5. Homework

Put the sentences in order from 1-7 the Creation story.

- \_\_\_ Then God made the fish in the seas.
- \_\_\_ Then God made the land and seas.
- \_\_\_ Then God made land animals.
- \_\_\_ Then God made the sky.
- 1 God made the world at the beginning.
- \_\_\_ Last He made a man and a woman.
- \_\_\_ Then God made the sun to give light.

Unit 08 - Slide 28

## 6. Homework – Choose 1 Verse to Memorize

**A**

Then God said, “Let there be light!” And light began to shine.

Genesis 1:3 ERV

**B**

There is a right time for everything, and everything on earth will happen at the right time.


Ecclesiastes 3:1 ERV

Unit 08 - Slide 29

**C**

God finished the work he was doing, so on the seventh day he rested from his work.

Genesis 2:2 ERV



Unit 08 - Slide 30

## 7. Homework

It is

It's

Is it...?

Isn't it?



- A. \_\_\_ \_\_\_ time for lunch.
- B. At night, \_\_\_ ' \_\_\_ time to sleep.
- C. What time \_\_\_ \_\_\_?
- D. \_\_\_ \_\_\_ ' \_\_\_ time for English class?
- E. \_\_\_ \_\_\_ time to speak.
- F. \_\_\_ \_\_\_ ' \_\_\_ good to look at the sky?

Unit 08 - Slide 31

## 8. Homework

- A. What time is breakfast?
- B. What time is lunch?
- C. What time is dinner?
- D. \$5.50 is for:  
1. lunch 2. breakfast 3. dinner
- E. Who eats for free?

**Breakfast: 6 - 10am \$5.50**  
**Lunch: 12pm - 2pm \$8.25**  
**Dinner: 6pm - 11 \$10.75**



**Children under 12 eat free!**

Unit 08 - Slide 32

## 9. Homework- Write your answers

What time do people eat in your country?

Breakfast?

Lunch?

Dinner?

Snacks?



Unit 08 - Slide 33

## 10. Homework - Now I Can...

- I can ask and answer time questions.
- I can understand, say, read, and write the vocabulary words.
- I can understand *it is, it's, is it, and isn't it.*
- I understand that God made the world.

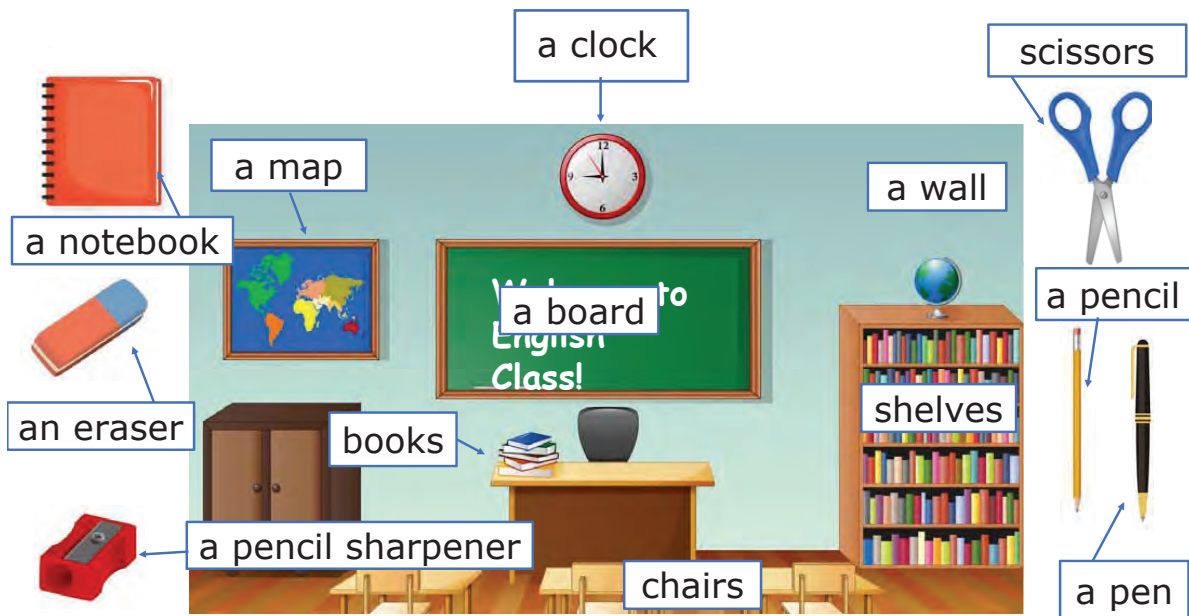
Unit 08 - Slide 34

# Lesson A1-09

## What do you see?






Unit 09 - Slide 3



Unit 09 - Slide 4

# Listen and repeat.

<b>1</b> 	<b>2</b> 	<b>3</b> 	<b>4</b> 
a notebook	a pencil	a pen	an eraser
notebooks	pencils	pens	erasers

Unit 09 - Slide 5

<b>5</b> 	<b>6</b> 	<b>7</b> 	<b>8</b> 
scissors	a wall	paper	a book
scissors	walls	papers	books

Unit 09 - Slide 6

# Listen and repeat.

<p><b>9</b></p> 	<p><b>10</b></p> 	<p><b>11</b></p> 	<p><b>12</b></p> 
<p>a board</p>	<p>a map</p>	<p>a shelf</p>	<p>a pencil sharpener</p>
<p>boards</p>	<p>maps</p>	<p>shelves</p>	<p>pencil sharpeners</p>

Unit 09 - Slide 7

	Subject	To Be Verb	Contraction
<b>Singular 1</b>	I	am	I'm
	You	are	You're
	He	is	He's
	She		She's
It	It's		
<b>Plural 2+</b>	You	are	You're
	We		We're
	They		They're

Unit 09 - Slide 8

## Listen and Repeat.

Question	Object	Answer
<b>What</b> is	it?	It's a clock. It's a notebook.
<b>What</b> are	they?	They're pencils. They're scissors.
<b>Where</b> is	the notebook? the map?	It's on the table. It's on the wall.
<b>Where</b> are	the books? the erasers?	They're on the shelf. They're on the book.

Unit 09 - Slide 9

A: What do you use to study English?

B: I use **pencils** with **erasers** and I write in a **notebook**.

What do you use?

A. I use **paper**, **pens**, and **scissors** to make flashcards.

B. That's good! Do you use your phone to study?

A. Yes! I listen to English music.



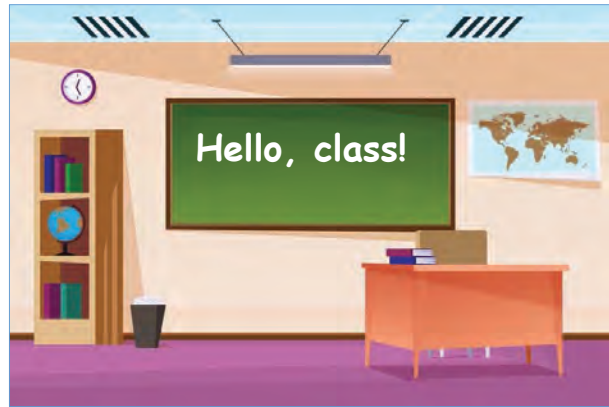
Unit 09 - Slide 10

# Listen and repeat.

A: Hey! How is your new classroom?

B: It's good. It has shelves with books, a board, and a map of the world on the wall.

A. That sounds nice!



Unit 09 - Slide 11

1. /i/	2. /p/	3. Challenge
in	paper	
is	punish	
it	pen	
if	person	
it's	pencil	

A. She has paper, pens and pencils.

B. Where is the pen? It's in the notebook.

Unit 09 - Slide 12

# Listen and repeat.

A.	B.	C.
pen	pencil	hello
eat	scissors	obey
fruit	children	before
map	paper	today


Unit 09 - Slide 13

## People Sinned

From Genesis [2:15-17](#); [3:1-19](#)

God made a beautiful garden named Eden. He put fruit trees in the garden.


God put Adam and Eve in the garden. He told Adam and Eve to eat the fruit of the trees. But God told them "Do not eat fruit from this one tree, or you will die."



Unit 09 - Slide 14

One day, the bad snake told Eve, "You can eat that fruit. You will not die."

So Eve ate the fruit. Then she gave the fruit to Adam. He ate it, too. They did not obey God. They sinned.




Unit 09 - Slide 15

Adam and Eve knew they were wrong. So they hid from God.

God came to the Garden. God asked Adam and Eve, "Did you eat the fruit I said not to eat?"


Adam said, "Eve gave me the fruit. And I ate it."

Eve said, "The snake said to eat it. And I ate it."



Unit 09 - Slide 16

God punished the snake and Adam and Eve, because they did not obey Him.



Unit 09 - Slide 17

Then God sent Adam and Eve out of the Garden.



Unit 09 - Slide 18

# Answer the questions

1. What did God tell Adam and Eve NOT to do?
2. Was the snake good or bad?
3. Why did they eat the fruit?
4. Do you listen to God?



Unit 09 - Slide 19

Listen and write one word per line.

1.
2.
3.
4.
5.
6.
7.

in            garden  
then        paper  
clock        it  
on           pencil  
shelf        pen  
is            what  
books        where


Unit 09 - Slide 20

Write questions and ask your partner.

Questions	Answers
1. Where are <b>your notebooks</b> ?	They're on the shelf.
2. What is on ____?	
3. Where is the ____?	
4. Is the ____ on the ____?	
5. Where is your ____?	
6. Where are ____ ?	
7. Are the ____ on the ____?	

Unit 09 - Slide 21

What do you see?



Unit 09 - Slide 22

# Garden of Eden Song

The snake came to Eve in the Garden of Eden. (3x)  
And he said wrong things about God.

Eve listened to the bad snake, and ate the bad fruit. (3x)  
And she gave the bad fruit to Adam.

God punished the snake, and Adam and Eve too. (3x)  
And sent them out of the garden.

God said, the snake will hurt your child's foot. (3x)  
But the Child will crush the snake's head.

Unit 09 - Slide 23

---

## 1 & 2 Homework

1. Read the next lesson's Bible verses: Genesis [6:9-8:22](#) in your language.
2. Write sentences about your classroom.
  - A. The book is on the table. The women are in the chairs.
  - B.
  - C.
  - D.
  - E.
  - F.
  - G.

Unit 09 - Slide 24

### 3. Write the words for each picture.

1 	2 	3 	4 	5 	6 
a wall					
walls					
7 	8 	9 	10 	11 	12 

Unit 09 - Slide 25

### 4. Mark the /i/ and /p/ sounds. Then write and say the sentences

A. This <u>i</u> person has pens and <u>i</u> paper.	
B. Please put your pens in the cup.	
C. People have pencils.	
D. What is this? It's a pencil.	
E. Sin is a big problem.	
F. Please pass the paper.	



Unit 09 - Slide 26

## 5. Homework – Who said it?

Adam

God

Eve

The snake



1. \_\_\_ said, "Do not eat from that one tree or you will die."
2. \_\_\_ said, "You can eat from that tree. You will not die."
3. \_\_\_ said, "Did you eat the fruit I said not to eat?"
4. \_\_\_ said, "The snake said to eat the fruit."
5. \_\_\_ said, "Eve gave me the fruit."

Unit 09 - Slide 27

## 6. Homework – Memorize 1 verse.

**A**

Sin came into the world because of what one man did. And with sin came death. So this is why all people must die — because all people have sinned. Romans 5:12 ERV

**B**

"I will make you and the woman enemies to each other. Your children and her children will be enemies. You will bite her child's foot, but he will crush your head." Genesis 3:15 ERV

Unit 09 - Slide 28

## 6. Homework – Memorize 1 verse.

**C**

But Christ died for us while we were still sinners, and by this God showed how much he loves us.  
Romans 5:8 ERV



Unit 09 - Slide 29

## 7. Write and say the sentences with contractions.

A. The books are on the shelves.	They're on the shelves.
B. The pen is on the table.	
C. Eve is in the garden.	
D. The scissors are on the chair.	
E. He and I are at school.	
F. The words are on the board.	
G. The snake is in the tree.	
H. Adam is sad.	

Unit 09 - Slide 30

## 8. Homework

- A. What is on sale?
- B. What is 25% off?
- C. Where is the sale?
- D. When is the sale?
- E. What is 50% off?



### **ALL SCHOOL SUPPLIES ARE ON SALE!**

Pens, paper, and notebooks are 50% off.  
Pencil sharpeners, erasers and books are 25% off.

8:00 AM – 10:00 PM Friday  
316 Blue Street, Sydney

Unit 09 - Slide 31

## 9. Homework- Write about 10 things you use to study English.

I use a notebook. I don't use scissors.

Pen	Paper	Phone
Map	Book	Friends
Notebook	Pencil	Teacher
Scissors	Sharpener	Computer
Shelves	Board	Table
Wall	Eraser	TV
Chair	Clock	Light




Unit 09 - Slide 32

## 10. Homework - Now I Can...

- ❑ I can ask where and what questions.
- ❑ I can understand, say, read, and write the 12 vocabulary words.
- ❑ I can use the contractions **it's** and **they're**.

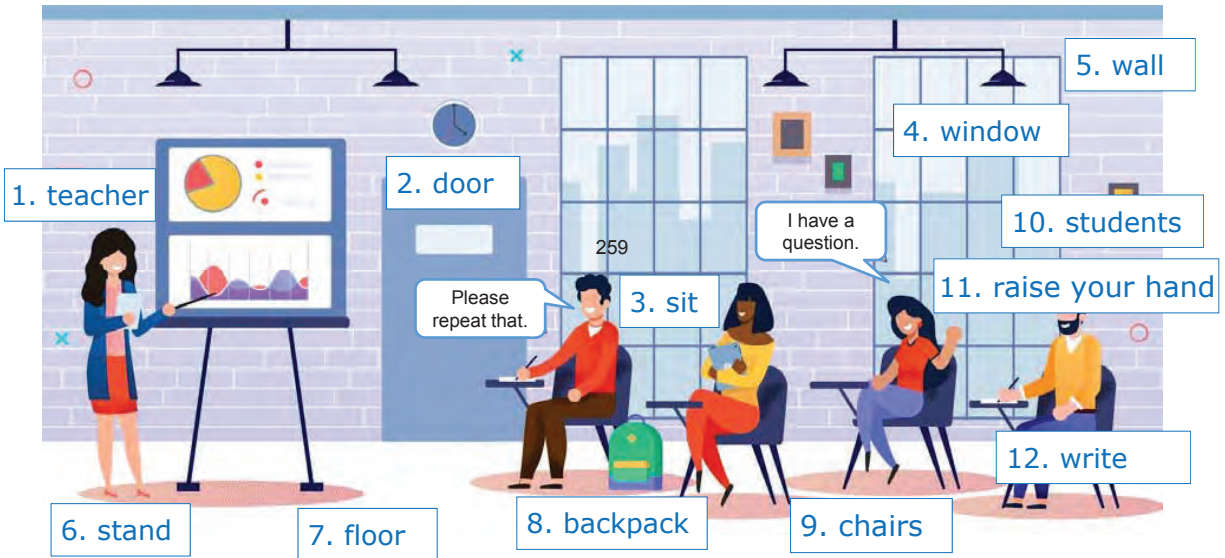
Unit 09 - Slide 33

## Lesson A1-10 What do you see?







Unit 10 - Slide 3

# What do you see?







Unit 10 - Slide 4

# Listen and repeat.

<p><b>1</b></p> 	<p><b>2</b></p> 	<p><b>3</b></p> 	<p><b>4</b></p> 
<p>a window</p>	<p>a boat</p>	<p>a door</p>	<p>a rainbow</p>
<p>windows</p>	<p>boats</p>	<p>doors</p>	<p>rainbows</p>

Unit 10 - Slide 5

# Listen and repeat.

<p><b>5</b></p> 	<p><b>6</b></p> 	<p><b>7</b></p> 	<p><b>8</b></p> 
<p>a floor</p>	<p>to talk</p>	<p>to sing</p>	<p>to learn</p>
<p>floors</p>	<p>Let's talk.</p>	<p>We sing a song.</p>	<p>Learn the words.</p>

Unit 10 - Slide 6

<p><b>9</b></p> 	<p><b>10</b></p> 	<p><b>11</b></p> 	<p><b>12</b></p> 
<p>to read</p>	<p>to listen</p>	<p>to sit</p>	<p>to repeat</p>
<p>Please read.</p>	<p>Please listen.</p>	<p>Please sit.</p>	<p>Please repeat.</p>

Unit 10 - Slide 7

# Listen and repeat.



Please	close		your	book.
	open			
	read			
	write	in	his	
	draw			

Unit 10 - Slide 8



Please	do not don't	close		your	book.
		open			
		read			
		write	in	his	
		draw			

Unit 10 - Slide 9

## Listen and repeat.

A: Good morning! Please **sit down** and **open** your **book**.

B: I'm sorry. Can you please repeat that?

A: Yes. Please **sit down** and **open** your **book**.

B. I understand now. Thank you!



Unit 10 - Slide 10



A: Can I please **open the window**? It's hot!

B: Yes, but please don't **sit on the floor**. **Sit on the chair**.

A. Okay. Thanks! Let's learn **to sing a new song**.

B. All right, but please **don't talk** now. Just **listen** and **repeat**.







Unit 10 - Slide 11

# Listen and repeat.

1. /o/	2. /or/	3. Challenge
on	door	
not	or	
hot	floor	
God	more	
bottle	for	

- A. The bottle is not hot.  
 B. Please sit on the floor by the door.

Unit 10 - Slide 12

A. 	B.  	C.   
floor	window	family
talk	open	animals
sing	rainbow	enemy
learn	listen	sharpeners

Unit 10 - Slide 13

# Noah and the Flood

## Genesis [6:9-8:22](#)


God was mad with the people on earth. He was mad because the people had many sins. People were not sorry for their bad ways.



They were very, very bad. God was sorry he had made them. God said, "Because of this I will punish the earth. I will destroy all people and animals with a flood."

Unit 10 - Slide 14

But there was one good man. His name was Noah. He worshiped God. God said to Noah, "The people of the earth are very, very bad. Because of this, I will destroy them with a flood."



Unit 10 - Slide 15

But here's my plan for you to make a big boat for your family. And put some animals in the boat, too."



Noah did all that God said. He made the big boat to God's plan.

Unit 10 - Slide 16


Then God told Noah to take his family and the animals into the boat. Noah did that. It rained for 40 days. A very, very big flood of water came. All living things on earth died.



But Noah and his family were safe in the big boat.

Unit 10 - Slide 17

Finally, God sent a very big wind to dry up the water on the earth. Then God said to Noah, "Go out of the boat with your family and all the animals." Then Noah went out of the boat with his family. All the animals went out of the boat, too.



Unit 10 - Slide 18

Then Noah worshiped God. God was happy with Noah. God promised Noah, "I will not flood the earth again." God put a rainbow in the sky to show his promise.



Unit 10 - Slide 19

## Answer the questions

1. Why did God send a flood on earth?
2. What is the meaning of "many sins?"
3. Why did God save Noah?
4. What did Noah do when he came out safe from the ark?
5. When did you see a rainbow?



Unit 10 - Slide 20

Listen and write one word per line.

1.
2.
3.
4.
5.
6.
7.

God            for  
read          bottle  
or             door  
on            more  
window      odd  
floor         hot  
rainbow      listen

Unit 10 - Slide 21

Write commands for the pictures.

<p><b>1</b></p> 	<p><b>2</b></p> 	<p><b>3</b></p> 	<p><b>4</b></p> 
<p>Please sit. Please don't sit.</p>			
<p><b>5</b></p> 	<p><b>6</b></p> 	<p><b>7</b></p> 	<p><b>8</b></p> 

Unit 10 - Slide 22

Write commands for the pictures.

<p><b>9</b></p> 	<p><b>10</b></p> 	<p><b>11</b></p> 	<p><b>12</b></p> 
<p><b>13</b></p> 	<p><b>14</b></p> 	<p><b>15</b></p> 	<p><b>16</b></p> 

Unit 10 - Slide 23

# Game: Simon says, "Please"



Unit 10 - Slide 24

## Homework: 1 & 2

1. Read the next lesson's Bible verses: Mark [8:31-38](#); [9:30-32](#); [10:32-34](#) in your language.
2. Write 6 instructions your teacher gives in class.

- A. Please open your book.
- B.
- C.
- D.
- E.
- F.
- G.



Unit 10 - Slide 25

### 3. Write the words for each picture.

1 	2 	3 	4 	5 	6 
a window					
windows					
7 	8 	9 	10 	11 	12 

Unit 10 - Slide 26

### 4. Mark the /o/ and /or/ sounds. Then write and say the sentences

A. Noah did all that God said.	
B. He made a boat for his family.	
C. Please clean the floor.	
D. It was hot in the boat.	
E. Please close the door.	
F. Please read more books.	

Unit 10 - Slide 27

## 5. Homework

Fill in the blanks to complete sentences 1-7 from the story of Noah and the flood.

1. The people had many **sins**.
2. God was \_\_\_\_\_ He had made them.
3. Noah did \_\_\_\_\_ that God said.
4. It rained for \_\_\_\_\_.
5. All living things \_\_\_\_\_.
6. God sent a \_\_\_\_\_ to dry up the water.
7. The rainbow is a sign of \_\_\_\_\_.

Unit 10 - Slide 28

---

## 6. Homework: Choose 1 Verse to Memorize

**A**

Noah did everything the Lord told him to do.  
Genesis 7:5 ERV

**B**

So God said to Noah, "This rainbow is proof of the agreement that I made with all living things on earth."  
Genesis 9:17 ERV

Unit 10 - Slide 29

**C**

"I promise you, whoever continues to obey my teaching will never die."  
John 8:51 ERV

Unit 10 - Slide 30

## 7. Homework

**learn**

**read**

**talk**

**listen**

**open**

**sing**

- A. Please \_\_\_\_\_ your Bible.
- B. \_\_\_\_\_ to the Lord about your sins.
- C. Please \_\_\_\_\_ to God.
- D. \_\_\_\_\_ your Bible.
- E. \_\_\_\_\_ a song to God.
- F. \_\_\_\_\_ your memory verse.

Unit 10 - Slide 31

## 8. Homework

### Class Rules.



- A. What is rule 2?
- B. What is rule 4?
- C. What rules do you like?
- D. What rules don't you like?

1. Raise your hand.



2. Please listen.



3. Read your lesson.




4. Speak English every day!



5. Don't just sit in your chair.



6. Have fun!



Unit 10 - Slide 32

## 9. Homework: Write your answers.

Write 2 instructions for each situation.

- A. In the classroom
- B. On the sports field
- C. At home
- D. When class begins
- E. When class ends



Unit 10 - Slide 33

## 10. Homework - Now I Can...

- ❑ I can give and follow class instructions.
- ❑ I can understand, say, read, and write the 12 vocabulary words.
- ❑ I can use **please** and **don't** to give instructions.
- ❑ I understand why God created rainbows.

Unit 10 - Slide 34

## Lesson A1-11

### What do you see?



Unit 11 - Slide 3



1. lawyer

2. a form

3. police





4. hospital

5. doctor

6. to fill out



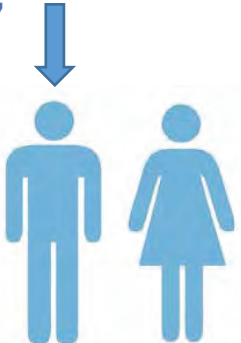
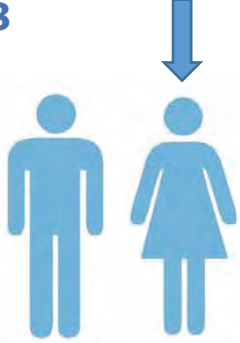
Unit 11 - Slide 4

# Listen and repeat.





<p><b>1</b></p> 	<p><b>2</b></p> 	<p><b>3</b></p> 	<p><b>4</b></p> 
<p>a form</p>	<p>a zip code</p>	<p>a hospital</p>	<p>a lawyer</p>
<p>forms</p>	<p>zip codes</p>	<p>hospitals</p>	<p>lawyers</p>

Unit 11 - Slide 5

# Listen and repeat.

<p><b>5</b></p> 	<p><b>6</b></p> 	<p><b>7</b></p> 	<p><b>8</b></p> 
<p>the police</p>	<p>sex/gender</p>	<p>a male</p>	<p>a female</p>
<p>police</p>	<p>sexes/genders</p>	<p>males</p>	<p>females</p>

Unit 11 - Slide 6

<p><b>9</b></p> 	<p><b>10</b></p> 	<p><b>11</b></p> 	<p><b>12</b></p> 
<p>married</p>	<p>single</p>	<p>to fill out</p>	<p>to sign</p>
<p>They are married.</p>	<p>He is a single man.</p>	<p>Please fill out the form.</p>	<p>Please sign your name.</p>

Unit 11 - Slide 7

# Capital Letters

Capital letters are used for the first letter of a sentence and of proper names. Proper names are for specific people, places, and things:

**A**braham  
**G**reen **S**treet  
**N**ew **Y**ork  
**M**exico  
**T**ower of **B**abel  
**B**lack **S**ea  
**C**ity **H**ospital  
**M**r., **M**rs., **M**iss and **M**s.

Unit 11 - Slide 8

## Listen and repeat.

Questions	Answers
1. Where do you fill out forms?	I fill out forms at the <b>hospital</b> .
2. Where do you live?	I live at <b>1 Green Street, Red City, Texas 73301</b> .
3. Where do you work?	I work in a <b>store</b> .
4. Where are you from?	I'm from <b>Iran</b> .
5. Can you please spell that?	It's <b>I-R-A-N</b> .
6. Can you sign the form?	Yes.
7. Can you speak English?	Yes, I can speak a little English.

Unit 11 - Slide 9

## Listen and repeat.

A: Are you **single or married**?

B: I'm **married** and we have **a baby**.

A: What's your **baby's** gender?

B: **He** is **male**. He's a **3-month-old boy**.

A: Can you **please sign your name** here?

B: Yes.



Unit 11 - Slide 10

A: Can you please help me to fill out this form?

B: Yes, I can. What's it for?

A: It's for the **lawyer**.

B: Please fill out your **address** and **zip code** here.

A: Thank you for your help!









Unit 11 - Slide 11

# Listen and repeat.

1. /ow/	2. /ar/	3. Challenge
proud	are	
loud	aren't	
out	tar	
how	dark	
tower	sharpener	

- A. How are you?
- B. Please fill out the form.

Unit 11 - Slide 12

	 	  
male	female	capital
sign	married	hospital
form	lawyer	sharpener
stopped	gender	languages

Unit 11 - Slide 13

# The Tower of Babel

## Genesis 11:1-9

After the flood, Noah's sons and their wives had many children. All people spoke one language at that time.



Unit 11 - Slide 14

Then the people became proud. They said, "Let us come together and make a big name for ourselves. We will build a city with a tower reaching up to the sky." They used bricks and tar to build the tower.



Unit 11 - Slide 15

God saw what they were doing. So God made them speak in different languages. Then they could not understand each other. So they stopped building.



Unit 11 - Slide 16

They named that place Babel, because God confused the people there. In this way, people started speaking different languages



Unit 11 - Slide 17

They took their families into different lands, and made different countries. In this way, God moved the people all over the earth and made all the different languages on earth.



Unit 11 - Slide 18

## Answer the questions

1. What did the people want to build?
2. Why was it wrong for them to build the city and tower?
3. Who made the different languages on earth?
4. What is your first language?



Unit 11 - Slide 19

Listen and write one word per line.

1.
2.
3.
4.
5.
6.
7.

police      loud  
 proud      lawyer  
 are      male  
 aren't      tar  
 tower      dark  
 shout      sharpener  
 female      out

Unit 11 - Slide 20

Write questions and ask your partner.  
 Use capital letters for proper names.

Questions	Answers
1. Can you please fill out this form?	Yes, I can.
2. What's your _____	
3. Where do _____	
4. Can you _____	
5. Are you _____	
6. What is _____	
7. Where are _____	

Unit 11 - Slide 21

## Listen 3 Times

A: Good morning, can I help you?

B: Good morning. \_\_\_ want to learn English. **He** **We** **I**

A: OK. What's your first name?

B: My name \_\_\_ Noah. **is** **are** **were**

A: Can you spell that please?

B: Yes, it's N-O-A-H.

A: And your \_\_\_\_\_ code? **phone** **zip** **her**

B: 60514

A: \_\_\_\_\_ are you from? **Who** **Why** **Where**

B: I'm from Iran.

A: What languages do you \_\_\_? **need** **speak** **she**

B: Farsi and a little English.

A: Great! Can you please \_\_\_\_\_ here? **sign** **fill** **hello**

B: Yes, thank you.

Unit 11 - Slide 22

## Song - Listen and repeat.

Proud people in Babel built a tower  
Because they wanted fame and power.  
They used bricks and tar  
To try and reach the stars  
But God changed their language  
And scattered them far!



Unit 11 - Slide 23

# 1 & 2 Homework

1. Read the next lesson's Bible verses: Genesis 12:1-6; 13:2; 15:5-6; 17:5 in your language.
2. Write 6 sentences with the vocabulary words.













A. He is a single man and a lawyer.

- B.
- C.
- D.
- E.
- F.
- G.



Unit 11 - Slide 24

## 3. Write the words for each picture.

1 	2 	3 	4 	5 	6 
a form					
forms					
7 	8 	9 	10 	11 	12 

Unit 11 - Slide 25

#### 4. Mark the /ow/ and /ar/ sounds. Then write and say the sentences.

A. The night is dark.	
B. Can you please fill out the form?	
C. Where are the people?	
D. The people shout.	
E. They used tar to build the tower.	
F. They aren't happy.	

Unit 11 - Slide 26

#### 5. Homework

Put the sentences in order from 1-7 from the story of the Tower of Babel.

- \_ God saw what they were doing.
- \_ The people became proud.
- \_ God moved the people all over the earth.
- \_ They named that place Babel.
- 1 Noah's sons and their wives had many children.
- \_ They used bricks and tar to build a tower.
- \_ God made them speak in different languages.

Unit 11 - Slide 27

## 6. Homework – Choose 1 Verse to Memorize

**A**

A woman must stay married to her husband as long as he is alive.

Romans 7:2 ERV

**B**

But if a wife does leave, she should remain single or get back together with her husband. And a husband should not divorce his wife.

1 Corinthians 7:11 ERV



Unit 11 - Slide 28

## 6. Homework – Choose 1 Verse to Memorize

**C**

"Let's go down and confuse their language. Then they will not understand each other."

Genesis 11:7 ERV



Unit 11 - Slide 29

## 7. Homework - Fill in the blanks

**Can you**

**Where are**

- A. \_\_\_\_\_ please help me to fill out the forms?
- B. \_\_\_\_\_ my books?
- C. \_\_\_\_\_ sign here?
- D. \_\_\_\_\_ sing?
- E. \_\_\_\_\_ the police?
- F. \_\_\_\_\_ your lawyers?

Unit 11 - Slide 30

## 8. Homework

- A. What is Mrs. Brickman's address?
- B. Is she married or single?
- C. What did she lose?
- D. Who asked her to fill out a form?

My name is Sara Brickman. I am married. We have 3 children. We live at 345 Light Street in Los Angeles. I lost my purse at the hospital. I called the police. The police asked me to fill out a form. I signed the form.



Unit 11 - Slide 31

## 9. Homework- Fill out the form

First name:	_____	
Last name:	_____	
Address:	_____	
Zip Code:	_____	
Date of birth:	_____	
Phone number:	_____	
Email:	_____	
Gender:	<input type="checkbox"/> Male	<input type="checkbox"/> Female
Marital status:	<input type="checkbox"/> Married	<input type="checkbox"/> Single
Sign your name:	_____	

Unit 11 - Slide 32

## 10. Homework - Now I Can...

- I can fill out forms.
- I can understand, say, read, and write the 12 vocabulary words.
- I can ask and answer **where** and **can** questions.

Unit 11 - Slide 33

# Lesson A1-12

## What do you see?



Unit 12 - Slide 3

## What do you see?

1. They like to pray.

2. Five people eat and drink.



3. Four cups are on the table.

Unit 12 - Slide 4

# Listen and repeat.

<p><b>1</b></p> 	<p><b>2</b></p> 	<p><b>3</b></p> 	<p><b>4</b></p> 
milk	a kettle	a cat	soccer
milk	kettles	cats	soccer

Unit 12 - Slide 5

<p><b>5</b></p> 	<p><b>6</b></p> 	<p><b>7</b></p> 	<p><b>8</b></p> 
a country	tea	a star	a cup
countries	tea	stars	cups

Unit 12 - Slide 6

# Listen and repeat.

<b>9</b>	<b>10</b>	<b>11</b>	<b>12</b>
			
to pray	to move	to like	to not like
I like to pray.	We moved to the USA.	I like tea.	I don't like milk.

Unit 12 - Slide 7

Questions				Positive Answers			
Do	I you we they	like	milk? soccer? cats? to pray? to move? to sing?	Yes,	I you we they	like	milk. soccer. cats. to pray. to move. to sing.
Does	he she it Adam		likes		he she it Adam		

Unit 12 - Slide 8

# Listen and repeat.

Questions				Negative Answers			
Do	I you we they	like	milk? soccer? cats? to pray? to move? to sing?	No,	I you we they he she it Eve	do not don't   does not doesn't	like milk. soccer. cats. to pray. to move. to sing.
Does	he she it Eve						

Unit 12 - Slide 9

A: Do you like **milk**?

B: No, I don't like **milk**. I like **tea**.

A: Do you like **cats**?

B: No, I don't. I like **dogs**.

A: Do you like **to sing**?

B: Yes, I like **to sing** a lot!

A: So do I!



Unit 12 - Slide 10

## Listen and repeat.

A: Does **she** like the English class?

B: Yes. **She** likes the teacher and **she** likes to learn.

A: What else does **she** like to do?

B: **She** likes to pray.

A: What country is **she** from?

B: **She** moved here from **Nepal**.



Unit 12 - Slide 11

1. /ul/ spelled -le	2. /ng/	3. Challenge
kettle	song	
Bible	sing	
single	sang	
bottle	reading	
people	writing	

- A. She likes reading the Bible.
- B. He likes to sing a song.
- C. The kettle and bottle are on the table.

Unit 12 - Slide 12

Listen and repeat.

A.	B.	C.
milk	kettle	Abraham
cat	soccer	families
stars	country	doesn't like
cup	doesn't	animals

Unit 12 - Slide 13

## God's Promise to Abram

Genesis [12:1-6](#); [13:2](#); [15:5-6](#); [17:5](#)

A man named Abram lived near Babel.



God said to Abram, "Leave your country, your family, and your father's house. I will show you another land. I will make you a great country. I will bless you. I will make you a blessing to all the families of the earth."

Unit 12 - Slide 14


Abram believed God's promise. He took his wife Sarah, his brother's son, and his servants and moved from there. They did not know where God would lead them. But they obeyed God.



God led them to Canaan. Abram trusted in God. God blessed Abram very much with good land, many animals, and many people.

Unit 12 - Slide 15

God said to Abram, "I will make your children like the stars of heaven. You will not be able to count them." God called Abram good because he believed all that God said.



God changed his name to Abraham. Abraham means father of many countries.

Unit 12 - Slide 16

## Answer the questions.

1. What did God tell Abram to do?
2. What did God promise Abram?
3. What do you like about the story?
4. What don't you like about the story?



Unit 12 - Slide 17

## Listen and write one word per line.

1.
2.
3.
4.
5.
6.
7.

single	move
kettle	coffee
pray	soccer
tea	Bible
like	song
table	countries
country	move
bottle	cats
people	sing

Unit 12 - Slide 18

Write questions and ask your partner.

Questions	Answers
1. Do you like <u>tea</u> ?	No, I don't like tea.
2. Do you like to _____	
3. Does _____ like _____	
4. What country _____	
5. Does _____ like _____	
6. Do they like to _____	
7. Do you pray _____	

Unit 12 - Slide 19

I like the **jobs** in **Canada**.  
I don't like the **weather** in **Canada**.




food	music
friends	schools
jobs	animals
language	weather



Unit 12 - Slide 20

# Game – Guess the picture!



Unit 12 - Slide 21

## 1 & 2 Homework

1. Read the next lesson's Bible verses: [Genesis 22:1-18](#) in your language.
2. Write 6 sentences about things you like and don't like. You may use [tea](#), [milk](#), [cats](#), [to pray](#) and more.
  - A. I don't like soccer!
  - B.
  - C.
  - D.
  - E.
  - F.
  - G.

Unit 12 - Slide 22

### 3. Write the words for each picture.

1 	2 	3 	4 	5 	6 
a cup					
cups					
7 	8 	9 	10 	11 	12 

Unit 12 - Slide 23

### 4. Mark the /ul/ and /ng/ sounds. Then write and say the sentences.

A. She likes reading the Bible.	
B. He likes to sing a song.	
C. The kettle is on the table.	
D. I don't like milk in a bottle.	
E. The single people sang.	
F. Please bring your little Bible.	

Unit 12 - Slide 24

## 5. Homework

Put the sentences in order from 1-6 from the story of God's Promise to Abram.

- \_ God said to Abram, "I will make your children like the stars of heaven. You will not be able to count them."
- \_ Abram believed God.
- \_ God gave Abram a new name, Abraham.
- 1 God told Abram to leave his country.
- \_ God blessed Abram with land, animals and many people.
- \_ Abram and his family moved to Canaan.

Unit 12 - Slide 25

## 6. Homework – Choose 1 Verse to Memorize

**A**

"I will use you to bless all the people on earth."  
Genesis 12:3 ERV

**B**

"Abram believed the Lord, and because of this faith the Lord accepted him as one who has done what is right."  
Genesis 15:6 ERV

Unit 12 - Slide 26

## 6. Homework – Choose 1 Verse to Memorize

**C**

Jesus said to him, “You believe because you see me. Great blessings belong to the people who believe without seeing me!”

John 20:29 ERV



Unit 12 - Slide 27

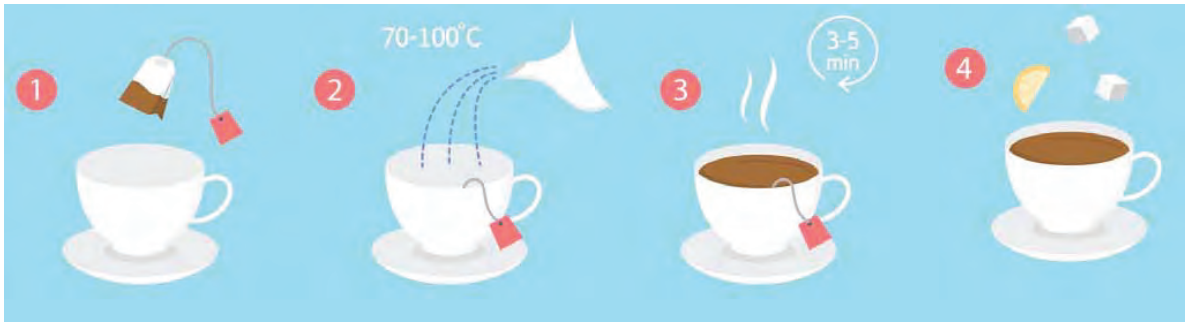
## 7. Homework

**we like am Do I does not like Does**

- A. God \_\_\_\_\_ to make anyone unhappy.
- B. God \_\_\_\_\_ any prisoner on earth to be trampled down.
- C. It doesn't matter if we like the message or if we don't \_\_\_\_\_ the message. We will obey the Lord our God.
- D. They \_\_\_\_\_ to walk around wearing clothes that look important.

Unit 12 - Slide 28

## 8. Homework - How to Make Tea



1. Put a \_\_\_\_\_ bag in a \_\_\_\_\_.
2. Pour in hot \_\_\_\_\_ from a \_\_\_\_\_.
3. Wait 3-5 \_\_\_\_\_.
4. Add lemon, sugar, or milk and \_\_\_\_\_ it!

kettle	hours
tea	minutes
drink	spoon
cup	water

Unit 12 - Slide 29

## 9. Homework – Read and Write



My name is **Mary**. I am a **single woman**. I like **tea** and **cats**. I don't like **hospitals**. I live in **Canada**. My **friend** moved to **France**. **She** likes that **country**. **She** doesn't like **to sing**. I pray for **my friend**.

My name is...

Unit 12 - Slide 30


## 10. Homework - Now I Can...

- I can talk about things I like and don't like.
- I can ask about things people like and don't like.
- I can understand, say, read, and write the 12 vocabulary words.
- I know God made Abraham the father of many countries.

Unit 12 - Slide 31

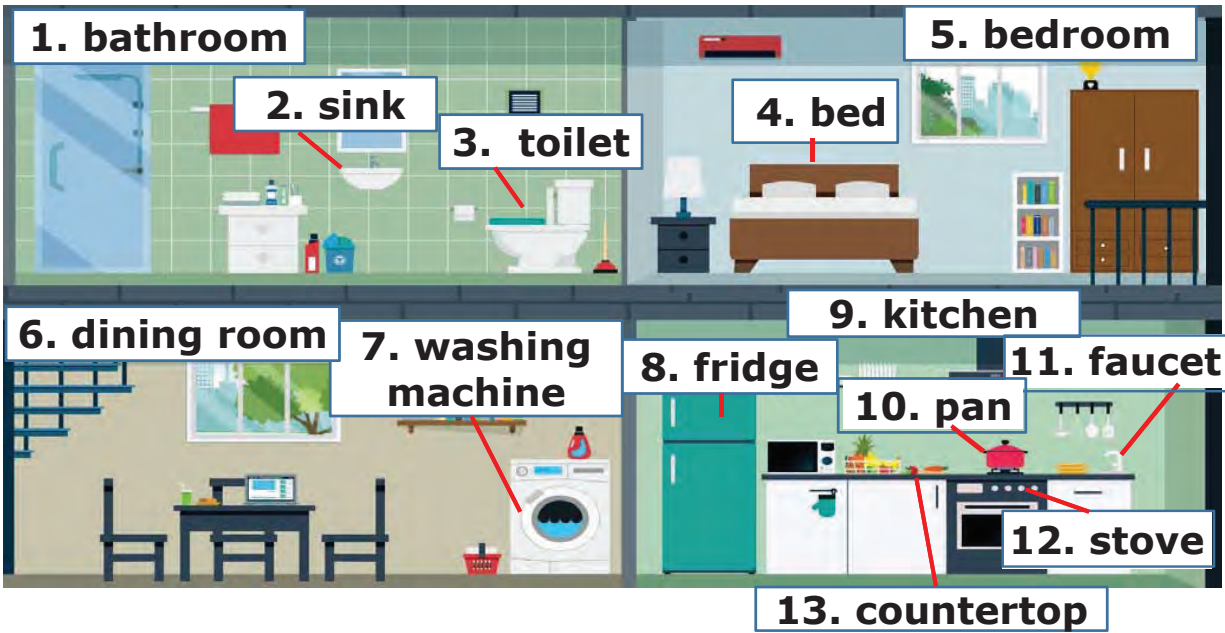
## Lesson A1-13

What do you see?




Unit 13 - Slide 3

# What do you see?



Unit 13 - Slide 4

# Listen and repeat.

<p><b>1</b></p> 	<p><b>2</b></p> 	<p><b>3</b></p> 	<p><b>4</b></p> 
<p>a kitchen</p>	<p>a stove</p>	<p>a sink</p>	<p>a faucet</p>
<p>kitchens</p>	<p>stoves</p>	<p>sinks</p>	<p>faucets</p>

Unit 13 - Slide 5

# Listen and repeat.

<p><b>5</b></p> 	<p><b>6</b></p> 	<p><b>7</b></p> 	<p><b>8</b></p> 
<p>a fridge</p>	<p>a countertop</p>	<p>a pan</p>	<p>a sofa</p>
<p>fridges</p>	<p>countertops</p>	<p>pans</p>	<p>sofas</p>

Unit 13 - Slide 6

<p><b>9</b></p> 	<p><b>10</b></p> 	<p><b>11</b></p> 	<p><b>12</b></p> 
<p>a washing machine</p>	<p>a toilet</p>	<p>a bathtub</p>	<p>a bed</p>
<p>washing machines</p>	<p>toilets</p>	<p>bathtubs</p>	<p>beds</p>

Unit 13 - Slide 7

# Listen and Repeat.

Question	To Be	Pronoun
Who What	am	I?
	is	he? she? it?
Where	are	you? we ? they?

1. Who is he? He is a teacher.
2. What is this? This is a faucet.
3. Where are they? They are in the kitchen.

Unit 13 - Slide 8

A: Where are you, Sarah?

B: I am by the washing machine.

A. Oh, I see you now! Come to the kitchen. I just made lunch.

B: Can I invite my friend?

A: Who?

B. Eve. She is here by the sofa.

A. Of course. Welcome, Eve!



Unit 13 - Slide 9

# Listen and repeat.

A: I need a place to live.

B: We have an extra room with a **bed**.



A: I want a **bathroom** with a **bathtub** and a **toilet**.

B: Yes, and you can use the **kitchen**. It has a new **stove, countertop, sink, fridge and cabinets**.

A: What is the rent?

B: It is not a lot of money.



Unit 13 - Slide 10

1. /I/	2. /Ar/	3. Challenge
light	where	
night	there	
like	Sarah	
Bible	chair	
my	married	

A. Where is my Bible? It is there on the chair.

B. Sarah is married to Abraham.

Unit 13 - Slide 11

Listen and repeat.

	-	--
air	kitchen	countertop
hair	faucet	kitchen sink
chair	washing	bathroom sink
share	bathtub	dining room

Unit 13 - Slide 12

## Abraham's Sacrifice

### Genesis [22](#)

Abraham and Sarah were old. They did not have any children because Sarah could not have children. God said, "I will give you a son."


Sarah laughed, "How? I am 90 years old."

Then God said, "Is anything too hard for the Lord?"




Unit 13 - Slide 13

Then Sarah gave birth to a son.  
Abraham and Sarah loved their  
son, Isaac.



Unit 13 - Slide 14

After a few years, God told  
Abraham to go to a mountain. He  
told him to sacrifice his son,  
Isaac. Abraham obeyed.



Unit 13 - Slide 15

He took his son to the mountain, and tied him. Then he took a knife to sacrifice his son, his only son.


At that moment, God called to Abraham, "Do not kill him. Now I know that you love me even more than your own son."



Unit 13 - Slide 16

Then Abraham saw a sheep caught in a bush. He sacrificed the sheep to God instead.


Then God said, "I will keep my promise to you because you obeyed me. I will make you a blessing to all nations."



Unit 13 - Slide 17

## Answer the questions

1. What did God ask Abraham to do?
2. Why did God ask Abraham to sacrifice his son?
3. How did God provide for Abraham?
4. How does God provide for you?



Unit 13 - Slide 18

Listen and write one word per line.

1.
2.
3.
4.
5.
6.
7.

light	there
kitchen	sheep
food	married
stove	Bible
toilet	those
chair	sink
Isaac	star
ten	faucet
night	Sarah


Unit 13 - Slide 19

Write questions and ask your partner.

Questions	Answers
1. Where is <b>the pan</b> ?	The pan is in the kitchen.
2. What is your favorite ____	
3. In your home, who uses the ____	
4. Where are ____	
5. ____ the kitchen?	
6. ____ the bathroom?	
7. ____ your friends?	

Unit 13 - Slide 20

Ask and answer questions about the picture.



Unit 13 - Slide 21

## Ask questions about the picture.

	<b>Who?</b>	<b>What?</b>	<b>Where?</b>
A1	Who is in the kitchen?	What is on the stove?	Where is the toilet?
A2	Who is on the sofa?	What is on the countertop?	Where is the sink?
B1	Who is in the bedroom?	What is in the kitchen?	Where is the food?
B2	Who is in the bathroom?	What is in the bathroom?	Where is the faucet?

Unit 13 - Slide 22

## Abraham's Song

Abraham and Sara were very very old when God gave them a promise and this is what he told them: "You will have a baby and descendants like the stars. Through you I'll bless the whole world, all nations near and far."

They loved their son Isaac. And then God tested Abe. He said, "Sacrifice your son to me." So Abraham obeyed. He took a knife to kill him, ready to do what God said. But God said "Stop! Don't hurt your boy." And gave his sheep instead.

Unit 13 - Slide 23

# 1 & 2 Homework

- Review the last 6 Bible stories in your language: Genesis [1:1-2:17](#); [3:1-19](#); [6:9-22](#); [11:1-9](#); [12:1-6](#); [13:2](#); [15:5-6](#); [17:5](#); [22](#).
- Write 6 sentences about things you see in your home. You may use [bathtub](#), [bed](#), [stove](#), [countertop](#), [pan](#), [sink](#), [faucet](#), [washing machine](#), [pan](#), etc.

- 
- 
- 
- 
- 
- 

Unit 13 - Slide 24

## 3. Write the words for each picture.

1 	2 	3 	4 	5 	6 
a faucet					
faucets					
7 	8 	9 	10 	11 	12 

Unit 13 - Slide 25

## 4. Mark the /Ar/ and /I/ sounds. Then write and say the sentences.

A. I read on the sofa.	
B. Do you like the light in the kitchen?	
C. There is a chair by my bed.	
D. Where are the lights at night?	
E. Sarah likes to read the Bible.	
F. He writes to his married friend.	

Unit 13 - Slide 26

## 5. Homework

Answer the Bible story questions.

1. Who were Isaac's parents?
2. Who laughed?
3. Where did God tell Abraham to go?
4. What did Abraham sacrifice?
5. Who blessed Abraham?
6. Who always keeps his promises?

**a mountain**

**Abraham**

**Isaac**

**loved**

**Sarah**

**God**

**a sheep**

Unit 13 - Slide 27

## 6. Homework – Choose 1 Verse to Memorize

**A**

“Every nation on the earth will be blessed through your descendants. I will do this because you obeyed me.”  
Genesis 22:18 ERV

**B**

“Yes, God loved the world so much that he gave his only Son, so that everyone who believes in him would not be lost but have eternal life.”  
John 3:16 ERV

Unit 13 - Slide 28

**C**

There are many rooms in my Father’s house. I would not tell you this if it were not true. I am going there to prepare a place for you. After I go and prepare a place for you, I will come back. Then I will take you with me, so that you can be where I am.

John 14:2-3 ERV



Unit 13 - Slide 29

## 7. Homework – Write questions and answers about the picture.



- A. Where is the cup? It's on the table.
- B.
- C.
- D.
- E.
- F.

Unit 13 - Slide 30

## 8. Homework

- A. What is for sale?
- B. What is in a café?
- C. What is the price?
- D. Where is the café?
- E. Who is the owner?



### **Café for Sale by Owner!**

- Near school and church
- Full kitchen with stove, fridge, and countertops
- Bathroom with toilets, sinks and faucets
- Tables, chairs, pans and washing machine
- Low price, only \$20,000.
- Email Joe, the owner at JoeGreen@Iemail.com

Unit 13 - Slide 31

## 9. Homework - Write your answers

Write about your home or a home you like.

- A. A kitchen with... ?
- B. A bathroom with... ?
- C. A bedroom with... ?
- D. A family room with... ?
- E. A dining room with... ?



Unit 13 - Slide 32

## 10. Homework - Now I Can...

- I can ask and answer **who**, **what**, and **where** questions.
- I can understand, say, read, and write the 12 vocabulary words.
- I can describe homes.

Unit 13 - Slide 33

# Lesson A1-14

What do you see?



Unit 14 - Slide 4

What do you see?



Unit 14 - Slide 5

# What do you see?



Unit 14 - Slide 6

# What do you see?




Unit 14 - Slide 7

What do you see?



Unit 14 - Slide 8

What do you see?



Unit 14 - Slide 9

## Listen and repeat.

Question ?	Affirmative +	Negative -
What time is it? What's the time? Do you know what time it is?	It is It's	It is not It's not

1. What time is it? or What's the time?
2. It is 2 o'clock. or It's 2 o'clock.

Unit 14 - Slide 10

	Subject	To Be Verb	Contraction
<b>Singular 1</b>	I	am	I'm
	You	are	You're
	He She It	is	He's She's It's
<b>Plural 2+</b>	You We They	are	You're We're They're

Unit 14 - Slide 11

## Listen and Repeat.

Question	Object	Answer
<b>What</b> is	it?	It's a clock. It's a notebook.
<b>What</b> are	they?	They're pencils. They're scissors.
<b>Where</b> is	the notebook? the map?	It's on the table. It's on the wall.
<b>Where</b> are	the books? the erasers?	They're on the shelf. They're on the book.

Unit 14 - Slide 12



Please	do not don't	close	in	your her his	book.
		open			
		read			
		write			
		draw			

Unit 14 - Slide 13

# Capital Letters

Capital letters are used for the first letter of a sentence and of proper names. Proper names are for specific people, places, and things:

**A**braham  
**G**reen **S**treet  
**N**ew **Y**ork  
**M**exico  
**T**ower of **B**abel  
**B**lack **S**ea  
**C**ity **H**ospital  
**M**r., **M**rs., **M**iss and **M**s.

Unit 14 - Slide 14

## Listen and repeat.

Questions				Positive Answers			
Do	I you we they		milk? soccer? cats?		I you we they	like	milk. soccer. cats.
Does	he she it Adam	like	to pray? to move? to sing?	Yes,	he she it Adam	likes	to pray. to move. to sing.

Unit 14 - Slide 15

# Listen and repeat.

Questions				Negative Answers				
Do	I you we they	like	milk? soccer? cats? to pray? to move? to sing?	No,	I you we they	do not don't	like	milk. soccer. cats. to pray. to move. to sing.
Does	he she it Eve				he she it Eve	does not doesn't		

Unit 14 - Slide 16

Question	To Be	Pronoun
Who	am	I?
	is	he? she? it?
Where		are

1. Who is he? He is a teacher.
2. What is this? This is a faucet.
3. Where are they? They are in the kitchen.

Unit 14 - Slide 17

## Conversation Questions A

1. Excuse me, please, what's the time?
2. What time is your English class?
3. What do you use to study English?
4. Where is the pen/pencil/board?
5. Can I please sit down?
6. Can you repeat your name?

Unit 14 - Slide 18

---

## Conversation Questions B

1. Where do you fill out forms?
2. Are you single or married?
3. Do you like soccer?
4. What does your friend like to do?
5. What is in your kitchen?
6. What is in your bathroom?

Unit 14 - Slide 19

## Listen and repeat.

<b>1. /s/</b>	<b>2. /t/</b>	<b>3. /i/</b>
six	two	in
seven	ten	is
<b>4. /p/</b>	<b>5. /o/</b>	<b>6. /or/</b>
paper	on	door
punish	not	floor

- A. Do you need six or seven papers?
- B. Please close the door at 2:10 PM
- C. Is it on the floor or not?

Unit 14 - Slide 20

<b>7. /ow/</b>	<b>8. /ar/</b>	<b>9. /ul/ spelled -le</b>
out	dark	kettle
tower	aren't	Bible
<b>10. /ng/</b>	<b>11. /I/</b>	<b>12. /Ar/</b>
song	light	where
sing	like	there

- A. Please turn out the light over there.
- B. We start with prayer and sing a Bible song.

Unit 14 - Slide 21

## Say the word and the stress pattern

A	B	C	D	E

- |                  |              |                |
|------------------|--------------|----------------|
| 1. three o'clock | 7. window    | 13. countries  |
| 2. breakfast     | 8. rainbow   | 14. a kettle   |
| 3. sea           | 9. repeat    | 15. tea        |
| 4. eraser        | 10. hospital | 16. countertop |
| 5. scissors      | 11. police   | 17. toilet     |
| 6. sharpener     | 12. female   | 18. fridge     |

Unit 14 - Slide 22

## Answer the questions

1. What did God make?
2. What were the names of the man and woman?
3. What day do you rest?



Unit 14 - Slide 23

# Answer the questions

1. What did God tell Adam and Eve NOT to do?
2. Was the snake good or bad?
3. Why did they eat the fruit?
4. Do you listen to God?



Unit 14 - Slide 24

1. Why did God send a flood on earth?
2. Why did God save Noah?
3. What did Noah do when he came out safe from the ark?
4. When did you see a rainbow?



Unit 14 - Slide 25


# Answer the questions

1. What did the people want to build in Babel?
2. Why was it wrong for them to build the city and tower?
3. Who made the different languages on earth?
4. What is your first language?



Unit 14 - Slide 26


1. Where did God tell Abram to go?
2. What did God promise Abram?
3. What do you like about the story?
4. What don't you like about the story?



Unit 14 - Slide 27

## Answer the questions

1. What did God ask Abraham to do?
2. Why did God ask Abraham to sacrifice his son?
3. How did God provide for Abraham?
4. How does God provide for you?



Unit 14 - Slide 28

## Listen and write.

1.
2.
3.
4.
5.
6.
7.
8.
9.
10.
11.
12.


God      kettle  
floor    in  
paper    time  
sun      song  
door     sing  
good     light  
out      where  
dark     faucet  
tar      kitchen  
how      why


Unit 14 - Slide 29

## Songs – Listen and write.

 1. The \_\_\_\_\_ came to Eve \_\_\_\_\_ Garden of Eden

2. Proud \_\_\_\_\_ in Babel built a tower

 Because \_\_\_\_\_ wanted fame and power.

 3. “You will have a \_\_\_\_\_ and descendants like the \_\_\_\_\_.  
Through you I’ll bless the whole \_\_\_\_\_, all nations near and far.”

Unit 14 - Slide 30

## First Review Quiz

Take the listening, speaking and writing quiz with your teacher.

Listen to the questions 1-7 and say your answers.  
Then look at the picture and write 3 sentences about it.

Unit 14 - Slide 31

## 1 & 2 Homework

1. Read the next lesson's Bible verses: Genesis [37](#) and [39](#) in your language.

2. Take the review quiz at this QR code or <https://bit.ly/quizA1-14> and write your score here \_\_\_\_



Quiz A1-14

If your score is not good, practice more. Then take the quiz again, and write your new score here \_\_\_\_

Unit 14 - Slide 32

## 3. Homework - Now I Can...

- I can talk about what time it is.
- I can describe a classroom.
- I can fill out forms and use capital letters.
- I can understand classroom commands.
- I can ask about things people like and don't like.
- I can describe homes.

Unit 14 - Slide 33

### 50 Common Irregular Verbs

	<b>1. Base Form</b>	<b>2. Simple Past</b>	<b>3. Participle</b>
1	be (am, is, are)	was, were	been
2	begin	began	begun
3	break	broke	broken
4	bring	brought	brought
5	buy	bought	bought
6	choose	chose	chosen
7	come	came	come
8	do	did	done
9	drink	drank	drunk
10	drive	drove	driven
11	eat	ate	eaten
12	fall	fell	fallen
13	feel	felt	felt
14	find	found	found
15	fly	flew	flown
16	forget	forgot	forgotten
17	get	got	gotten
18	give	gave	given
19	go	went	gone
20	hit	hit	hit
21	have	had	had
22	hear	heard	heard
23	keep	kept	kept
24	know	knew	known
25	leave	left	left

Continued on next page

	<b>1. Base Form</b>	<b>2. Simple Past</b>	<b>3. Participle</b>
26	lend	lent	lent
27	lose	lost	lost
28	make	made	made
29	meet	met	met
30	pay	paid	paid
31	put	put	put
32	read /reed/	read /red/	read /red/
33	ring	rang	rung
34	run	ran	run
35	say	said	said
36	see	saw	seen
37	sell	sold	sold
38	send	sent	sent
39	sing	sang	sung
40	sit	sat	sat
41	sleep	slept	slept
42	speak	spoke	spoken
43	stand	stood	stood
44	swim	swam	swum
45	take	took	taken
46	teach	taught	taught
47	tell	told	told
48	think	thought	thought
49	wear	wore	worn
50	write	wrote	written

## Help us share the Light of the World!

Thank you for using our materials. If these lessons are a blessing to you, you may give or volunteer at [LightOfTheWorldLearning.org](https://LightOfTheWorldLearning.org) to help others learn English through the Bible.

Contact us at: [Info@LOTWL.org](mailto:Info@LOTWL.org)  
We would love to hear from you!



## Resources

Scan the QR code for lesson videos:

- Irregular Verb List: [bit.ly/ListVerbs](https://bit.ly/ListVerbs)
- Order Books: [bit.ly/BooksLOTW](https://bit.ly/BooksLOTW)
- Table of Contents: [bit.ly/TocLOTW](https://bit.ly/TocLOTW)
- Video Channel: [youtube.com/@LightOfTheWorldLearning](https://youtube.com/@LightOfTheWorldLearning)
- Vocabulary List: [bit.ly/VocabUS](https://bit.ly/VocabUS)
- Website: [LightOfTheWorldLearning.org](https://LightOfTheWorldLearning.org)



# Acknowledgements

We would like to thank the entire Light of the World volunteer team for their hard work and creativity in making this project possible. For all those around the world who prayed, wrote, edited, narrated, illustrated, sang, tested, and gave generously for this curriculum, we appreciate you sharing the love of Jesus through the gift of English. Our team members include:

Anonymous	Ellenor Gopal	Ward Lewis	Ashlyn Shrimplin
Jean Ato	Henrietta Grajcar	Cosette Lindsay	Leah Sprague
Bradley Baurain	Jill Gramzow	Johnny Lukashevich	Noah Staal
Ana Biederman	Tanya Griffin	Gail MacMillan	Macie Stuckman
Bob Biederman	Rachel Grijincu	Ivan Mader	Jia Le Su
Joshua Blake	Lauren Haines	Amy Martin	Carole Svensson
Rachael Braggs	Carol Hale	Diana Martz	Ellie Talalight
Hannah Brendel	Emily Hamilton	Hannah McMahan	Peter Talalight
Larry Buell	Jenny Hertel	Shelli McNutt	Weston Talalight
Cindy Campbell	Patty Hickman	Christy McPherson	Rachel Tamang
Christian Cha	Juliette Hyer	Tracy Meddaugh	Lorna Tatomir
Olivia Cheney	Lyudmila Ivanyuk	Barbara Newsome	Darrell Turner
Hannah Clark	Debbie Johnson	Brenda Nielsen	Leigha Wachter
Nancy Cobb	Carey Jo Johnston	Danielle Nowe	Joseph Waite
Emily Cox	Nancy Kingdon	Deborah O'Donnell	Hazel Walker
Marilyn Dano	Meilin Klingler	Evelyn Ocasio	Graham Whitmore
Hephzi Davidson	Dorothy Konadu	Georg Ort	Cheri Wilke
Susanna Diallo	Macy Lake	Martha Ort	Mackenzie Williams
Alyssa Dokolas	Martha Lane	Barb Park	Allison Wright
EasyReadEnglish.com	Audrey Larsen	Deb Payne	Tiffany Yeh
Don Edic	Aden Lewis	Linda Petrie	Muchun Yin
Peggy Fergus	Bruce Lewis	Joan Phelps	Ted York
MaryBeth Gahan	Elena Lewis	Megan Rahn	Tai Lee Young
Melina Gallo	James Lewis	Sara Scazzero	Abigail Zawisza
Alicia Gentile	Micah Beth Lewis	Hannah Schmokel	Anita Zeifert
Prakash Chandra Giri	Tim Lewis		

Bible story images by Sweet Publishing/FreeBibleImages.org

Bible verses taken from the HOLY BIBLE: EASY-TO-READ VERSION ©2014 by Bible League International. Used by permission.