

Level A1 Beginner, Lessons 15-28

# Light of the WORLD

*Learning English through the Bible*

Student's Book

Light of the World - Learning English through the Bible  
Student's Book, Lessons A1-15 through A1-28 Full Color, 2nd Edition

Welcome to the *Light of the World - Learning English through the Bible*, Beginner Student Book. These lessons will help you learn English and learn about God's own book, the Bible.

Free PDF, PowerPoint, and video resources with teaching instructions are available at [LightOfTheWorldLearning.org](http://LightOfTheWorldLearning.org). You may watch the Light of the World lesson videos with audio narration and songs at [YouTube.com/@LightOfTheWorldLearning](https://www.youtube.com/@LightOfTheWorldLearning).



LightOfTheWorldLearning.org



A1 USA Lesson Videos

*Light of the World - Learning English through the Bible  
Student's Book, Lessons A1-15 through A1-28 Full Color  
2nd Edition*

Copyright © 2025 Light of the World Learning  
ISBN: 9798298459976

## Table of Contents for Level A1 Lessons 15-28

Unit	Theme	Grammar	Bible Reading	Page
A1-15	Days & Months	Was/were Yesterday was Tuesday.	Joseph Sold into Slavery	<b>4</b>
A1-16	Jobs	Was/were. Joseph was a slave.	Joseph Rises from Prison to Palace	<b>20</b>
A1-17	Prepositions of Place	Questions with am, is, are. Describing locations.	Moses Gives God's Laws	<b>36</b>
A1-18	Places in the Neighborhood	Question words. Locations. The bank is next to the store.	Ruth Joins with God's People	<b>51</b>
A1-19	Giving Directions to Places	Ask for repetition and clarification. A/an.	Jonah and the Big Fish	<b>69</b>
A1-20	Introductions, Greetings, Farewells	Nice to meet you. See you later. Goodbye.	People Need a Better Sacrifice	<b>85</b>
A1-21	<b>Review</b>			<b>100</b>
A1-22	Shopping	Have/has and do/does. We have bread but we need rice.	God Promises the Messiah	<b>117</b>
A1-23	Family	Possessive adjectives. Possessive 's	The Birth of Jesus (1)	<b>136</b>
A1-24	Numbers 11-100	How much/ How many. Was/were born. Count and non-count nouns.	The Birth of Jesus (2)	<b>153</b>
A1-25	Daily routines	Present simple affirmative. 3rd person S. Irregular verbs.	Jesus is Baptized	<b>169</b>
A1-26	Common Activities	Present simple negative and questions.	Jesus Healed Many People	<b>185</b>
A1-27	Communication	How often? Adverbs of frequency with present simple tense.	Jesus Called Sinners to Repent	<b>201</b>
A1-28	<b>Review</b>			<b>215</b>

# Lesson A1-15

## What do you see?



Unit 15 - Slide 03

1. a year

2. calendars




3. a month



4. a week




Unit 15 - Slide 04

# Listen and repeat.

<p><b>1</b></p> 	<p><b>2</b></p> 	<p><b>3</b></p> 
today	yesterday	tomorrow
Today is the 9th.	Yesterday was the 8th.	Tomorrow is the 10th.

Unit 15 - Slide 05

# Listen and repeat.

<p><b>4</b></p> 	<p><b>5</b></p> 	<p><b>6</b></p> 
a week	a month	a year
weeks	months	years

Unit 15 - Slide 06

## Listen and repeat—Months

1. January Jan.	2. February Feb.	3. March Mar.	4. April Apr.
5. May	6. June Jun.	7. July Jul.	8. August Aug.
9. September Sep.	10. October Oct.	11. November Nov.	12. December Dec.

Unit 15 - Slide 07

---

## Listen and repeat—Days

1. Sunday Sun.	2. Monday Mon.	3. Tuesday Tue.	4. Wednesday Wed.	5. Thursday Thu.	6. Friday Fri.	7. Saturday Sat.
----------------------	----------------------	-----------------------	-------------------------	------------------------	----------------------	------------------------

Unit 15 - Slide 08

## Listen and repeat.

	Subject	Affirmative +	Negative -
Singular 1	He She It Yesterday	was	was not wasn't
Plural 2+	You We They March and April	were	were not weren't

1. Today I **am** happy.
2. Yesterday I **was** happy.

Unit 15 - Slide 09

---

## Listen and repeat. Was/Were

**Was** (singular subject):

**Was** January cold?

Joseph **was** blessed.

I **wasn't** born in September.

**Were** (plural subject):

March and April **weren't** rainy.

The brothers **were** angry.

**Were** they a large family?

Unit 15 - Slide 10

Describe the calendar with was/were.



Unit 15 - Slide 11

---

Listen and repeat.

A: Is today Monday?

B: No. Yesterday was Monday. Today is Tuesday.

A: Oh, that's right. Yesterday was a holiday. We weren't at work.



Unit 15 - Slide 12

## Listen and repeat.

A: Is it your birthday **tomorrow**?

B: No. My birthday **is next month**. When is your birthday?

A: My birthday **was last week**.



Unit 15 - Slide 13

---

## Listen and repeat.

1. /o/	2. /j/	3. Challenge
Joseph	January	
coat	June	
sold	July	
November	Joseph	
no	January	

Unit 15 - Slide 14

Listen and repeat.


—	— —	— — —
coat	Joseph	September
sold	brothers	October
bought	August	November
May	April	December

Unit 15 - Slide 15

---

## Joseph Sold into Slavery

[Genesis 37, 39](#)



Abraham's grandson had twelve sons. One of them was Joseph. Joseph's brothers were dishonest, but he was honest.

His father loved Joseph more than his brothers.

Unit 15 - Slide 16

One day Joseph's father gave him a beautiful coat. His brothers were angry.

They sold Joseph to traders.

They put animal blood on Joseph's coat, then gave it to their father.



Their father said, "An animal killed my son." He cried very much.

Unit 15 - Slide 17

---

The traders took Joseph to Egypt. A ruler bought Joseph.


God blessed Joseph and the ruler liked him.



But the ruler's wife wanted to go to bed with Joseph. Joseph ran. She lied about Joseph. Then the ruler put Joseph in prison.

Unit 15 - Slide 18

God blessed Joseph in prison. All the people liked him. Joseph became ruler over the other prisoners.



Unit 15 - Slide 19

---

## Answer the questions

1. What did Joseph's brothers do?
2. Why were the brothers angry with Joseph?
3. How did God bless Joseph?
4. How does God bless you?



Unit 15 - Slide 20

Listen and write one word per line.

1.
2.
3.
4.
5.
6.
7.

Joseph      November  
 coat        today  
 sold         June  
 no            July  
 month      January  
 tomorrow   year

Unit 15 - Slide 21

---

Write questions and ask your partner.

Questions	Answers
1. What day <b>was the 14th?</b>	<b>The 14th was Monday.</b>
2. Were you at home _____	
3. Was Saturday _____	
4. Were you at work _____	
5. Was your birthday _____	
6. Was Christmas _____	
7. Were we at class _____	
8. Was yesterday _____	

Unit 15 - Slide 22

# Describe the pictures with was/were

## A. Church



## B. Weather

### Last week's weather report



Unit 15 - Slide 23

---

## Song - Listen and repeat.

January, February, March,  
April, May, June,  
July, August, September,  
October, November, December.

Unit 15 - Slide 24

# Homework 1-2







1. Read the next lesson's Bible verses: [Genesis 40](#) - [50](#) in your language.
2. Write 6 sentences. Use **was, were, days, months** and more.

A. **Yesterday was Thursday.**

- B.
- C.
- D.
- E.
- F.
- G.

Unit 15 - Slide 25

## 3. Write the words.

1 Oct.	2 	3 Mon.	4 	5 	6 Feb.
October					
7 	8 Sat.	9 	10 Dec.	11 	12 Wed.

Unit 15 - Slide 26

## 4. Write and say the sentences

A. Joseph had many brothers.	
B. His coat was beautiful.	
C. June and July were sunny.	
D. No, I do not have a coat.	
E. They sold him to traders.	

Unit 15 - Slide 27

---

## 5. Homework

Choose the correct word for each sentence:

- a. Joseph's brothers (was/were) dishonest.
- b. The coat (was/were) beautiful.
- c. His brothers (was/were) angry.
- d. Joseph's father (was/were) sad.
- e. Joseph (was/were) blessed by God.

Unit 15 - Slide 28

## 6. Homework – Choose 1 Verse to Memorize

**A**

The Scriptures say,

“If you want to enjoy true life and have only good days, then avoid saying anything hurtful, and never let a lie come out of your mouth.”

1 Peter 3:10 ERV

Unit 15 - Slide 29

---

## 6. Homework- Choose 1 Verse to Memorize

**B**

This is the day the Lord has made. Let us rejoice and be happy today.

Psalm 118:24 ERV

**C**

The Lord helped Joseph be successful in everything he did.

Genesis 39:23 ERV

Unit 15 - Slide 30

# 7. Homework

Fill in the blanks.

- A. There are 7 \_\_\_\_\_ in a \_\_\_\_\_
- B. There are 365 \_\_\_\_\_ in a \_\_\_\_\_
- C. There are 24 \_\_\_\_\_ in a \_\_\_\_\_
- D. There are 12 \_\_\_\_\_ in a \_\_\_\_\_
- E. There are 52 \_\_\_\_\_ in a \_\_\_\_\_
- F. Christmas is in \_\_\_\_\_

year	months
day	days
month	years
yesterday	weeks
today	hours
tomorrow	minutes
December	week
January	time
	calendar

Unit 15 - Slide 31

# 8. Homework

- 1. When is the yoga class?
- 2. What time is the meeting on Friday?
- 3. Who should you call on Thursday?
- 4. When is the party?

WEEKLY SCHEDULE				
MONDAY	TUESDAY	WEDNESDAY	THURSDAY	FRIDAY
English Class 9:00 AM	Yoga Class 1:00 PM	English Class 9:00 AM	Call Joe 1:00 PM	Meeting 8:00 AM
				Dinner 6:00 PM
SATURDAY Birthday Party 7:00 PM		SUNDAY Church 10:00 AM		

Unit 15 - Slide 32

## 9. Homework

Write the days and months.

- A. Monday, Tuesday, \_\_\_\_\_, \_\_\_\_\_.
- B. February, \_\_\_\_\_, April, \_\_\_\_\_.
- C. November, \_\_\_\_\_, January, \_\_\_\_\_.
- D. \_\_\_\_\_, July, August, \_\_\_\_\_.
- E. Thursday, \_\_\_\_\_, Saturday, \_\_\_\_\_.
- F. My birthday is in \_\_\_\_\_.
- G. My favorite day is \_\_\_\_\_.



Unit 15 - Slide 33

---

## 10. Homework - Now I Can...

- I can name all the days and months.
- I can understand, say, read, and write **was** and **were**.
- I can understand and use the 6 vocabulary words.
- I can read a calendar.

Unit 15 - Slide 34


# Lesson A1-16

## What do you see?



Unit 16 - Slide 03

---



Unit 16 - Slide 04

# Listen and repeat.

<p><b>1</b></p> 	<p><b>2</b></p> 	<p><b>3</b></p> 	<p><b>4</b></p> 
<p>a doctor</p>	<p>a farmer</p>	<p>a pastor</p>	<p>a server</p>
<p>doctors</p>	<p>farmers</p>	<p>pastors</p>	<p>servers</p>

Unit 16 - Slide 05

# Listen and repeat.

<p><b>5</b></p> 	<p><b>6</b></p> 	<p><b>7</b></p> 	<p><b>8</b></p> 
<p>a musician</p>	<p>a nurse</p>	<p>a teacher</p>	<p>a shepherd</p>
<p>musicians</p>	<p>nurses</p>	<p>teachers</p>	<p>shepherds</p>

Unit 16 - Slide 06

# Listen and repeat.

<p><b>9</b></p> 	<p><b>10</b></p> 	<p><b>11</b></p> 	<p><b>12</b></p> 
<p>a baker</p>	<p>a store owner</p>	<p>an artist</p>	<p>an engineer</p>
<p>bakers</p>	<p>store owners</p>	<p>artists</p>	<p>engineers</p>

Unit 16 - Slide 07

# Listen and repeat.

Question ?	Positive +	Negative -
<p>What was...? Was I...? Was he...? Was she...? Was it...?</p>	<p>was</p>	<p>was not wasn't</p>
<p>What were...? Were you...? Were we...? Were they...?</p>	<p>were</p>	<p>were not weren't</p>

1. What was his job? He was a shepherd.

Unit 16 - Slide 08

## Listen and repeat.

A: What was your first job?

B: I was a **baker**.

A: What were your work hours?

B: I worked **Tuesday** to **Saturday** from **4:00 PM** to **12:00 AM**.

A: How long were you a **baker**?

B: **Four** years.



Unit 16 - Slide 09

---

## Listen and repeat.

A: What is your job?

B: I'm a **teacher**.

A: When do you work?

B: I work **Monday** to **Friday** from **8:00 AM** to **3:00 PM**.

A: Do you **teach** in person or online?

B: Both! On **Mondays**, I **teach** in person, but the rest of the week I work online.



Unit 16 - Slide 10

## Listen and repeat.

1. /f/	2. /m/	3. Challenge
farmer	must	
family	musician	
four	man	
Friday	mechanic	
pharaoh	Monday	

A. The farmer works outside.

B. Pharaoh was a king.

Unit 16 - Slide 11

---

## Listen and repeat.

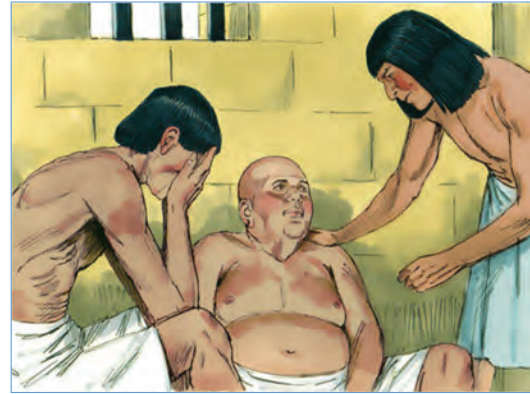
—	— —	— — —
nurse	artist	store owner
dream	farmer	food server
store	pastor	family
God	baker	English class

Unit 16 - Slide 12

# Joseph Rises from Prison to Palace

[Genesis 39:20-23](#); [40:4-22](#);  
[41:14-57](#); [42:3-25](#); [45:3-5](#)

Joseph was in prison for many years. One day the Pharaoh was angry with two servants, a wine server and a baker. He put them in prison.



Unit 16 - Slide 13

---

That night they both had dreams. In the morning they told their dreams to Joseph. Joseph told them God is the only one who can explain dreams. Joseph gave the correct meaning of their dreams. The wine server went back to work for the Pharaoh. The baker was killed.



Unit 16 - Slide 14


Two years later the Pharaoh had a dream. No one in Egypt was able to give its meaning. The Pharaoh got angry. Then his wine server said, "There is a man in prison who gives the correct meaning of dreams."



Unit 16 - Slide 15

---

The Pharaoh called Joseph from prison. Joseph said, "Your dream is from God. He will send seven good years, then seven years of famine. You need to prepare for the famine."




Unit 16 - Slide 16

So the Pharaoh made Joseph ruler of Egypt. Joseph stored much food. Then seven years of famine came. Joseph saved all the people from famine.



Unit 16 - Slide 17

During the famine, Joseph's brothers came to Egypt to buy food. They did not recognize Joseph. He tested them. Then he told them, "I am Joseph, your brother." They were very afraid. Joseph cried and forgave his brothers.



Unit 16 - Slide 18

Then Joseph's father, brothers, wives and children all came to live in Egypt. God blessed them.




Unit 16 - Slide 19

---

## Answer the questions

1. What happened to Joseph?
2. How did Joseph treat his brothers?
3. What does it mean to forgive?
4. Who do you need to forgive?



Unit 16 - Slide 20

## Listen and write one word per line.

1.	farmer	pharaoh
2.	Monday	must
3.	musician	mechanic
4.	four	engineer
5.	Friday	nurse
6.	military man	shepherd
7.	factory worker	doctor

Unit 16 - Slide 21

---

## Write questions and ask your partner.

Questions	Answers
1. What was your first job?	I was a wine server.
2. What were _____ ?	
3. Were you _____ ?	
4. Were they _____ ?	
5. Was it _____ ?	
6. Where was _____ ?	

Unit 16 - Slide 22

# Ask your partner questions about jobs.

What was your first job?	What is your job now?	When do you work?
Store owner	Pastor	Monday-Wednesday 12:00 PM-9:00 PM

Unit 16 - Slide 23

---

## Guess the job game!



Unit 16 - Slide 24

# 1 & 2 Homework

1. Read the next lesson's Bible verses: Exodus [3:9-12](#); [5:1-11](#); [12:21-42](#); [20:1-17](#) in your language.

2. Write sentences about jobs that you and your family had. Use *was, were, I, he, she* and more.

A. I was a babysitter. My father was a farmer.

- B.
- C.
- D.
- E.
- F.

Unit 16 - Slide 25

## 3. Write the names of jobs.

<b>1</b> 	<b>2</b> 	<b>3</b> 	<b>4</b> 	<b>5</b> 	<b>6</b> 
a doctor					
doctors					
<b>7</b> 	<b>8</b> 	<b>9</b> 	<b>10</b> 	<b>11</b> 	<b>12</b> 

Unit 16 - Slide 26

## 4. Write and say the sentences

A. There are lots of jobs.	
B. I was a farmer.	
C. They were teachers.	
D. My mother was a baker.	
E. My friends were musicians.	
F. The engineers work Monday through Friday.	

Unit 16 - Slide 27

---

## 5. Homework

Put the sentences in order from 1-6 from the story of Joseph Rises from Prison to Palace.

- \_ Joseph and his brothers met in Egypt.
- \_ Joseph explained Pharaoh's dream.
- \_ The baker and wine server met Joseph in prison.
- \_ Joseph and his father rejoiced.
- \_ Egypt was saved from famine.
- 1 Joseph was in prison.

Unit 16 - Slide 28

## 6. Homework – Choose 1 Verse to Memorize

**A**

But if you don't forgive others, then your Father in heaven will not forgive the wrongs you do.

Matthew 6:15 ERV

**B**

When you are praying and you remember that you are angry with another person about something, forgive that person. Forgive them so that your Father in heaven will also forgive your sins.

Mark 11:25 ERV

Unit 16 - Slide 29

---

## 6. Homework – Choose 1 Verse to Memorize

**C**

In all the work you are given, do the best you can. Work as though you are working for the Lord, not any earthly master.

Colossians 3:23 ERV



Unit 16 - Slide 30

## 7. Homework

was

were

wasn't

weren't

- A. How long \_\_\_\_\_ Joseph in prison?  
B. What \_\_\_\_\_ his job?  
C. \_\_\_\_\_ he able to explain the king's dreams?  
D. Who \_\_\_\_\_ the two servants sent to prison?  
E. No, Joseph \_\_\_\_\_ killed.  
F. No, they \_\_\_\_\_ able to give the meaning of the dream.

Unit 16 - Slide 31

A. How do you apply for these jobs?

Which job:

- B. needs experience?  
C. is on weekends?  
D. is in the morning?  
E. needs good English?  
F. do you like?



Help Wanted – Restaurant Staff  
Must be hardworking and over 21 years old.

- Cook (5 years experience) \$20.00/hr.
- Server (Must speak English) \$15.00/hr.
- Dishwasher (Saturdays only) \$14.00/hr.
- Baker (4:00 AM-9:00 AM) \$17.00/hr.

Apply at: [KingsRestaurant.com/hiring](http://KingsRestaurant.com/hiring)

Unit 16 - Slide 32

## 9. Homework: Write your answer

Write about a job you had:

1. I was a \_\_\_\_\_ .
2. I worked in \_\_\_\_\_ .
3. I worked from \_\_\_\_\_ to \_\_\_\_\_ .
4. I liked the \_\_\_\_\_ .
5. I didn't like the \_\_\_\_\_ .

Unit 16 - Slide 33

---

## 10. Homework - Now I Can...

- I can talk about jobs.
- I can understand, say, read, and write the 12 vocabulary words.
- I can use **was** and **were** to ask and answer questions.

Unit 16 - Slide 34

# Lesson A1-17

## What do you see?



Unit 17 - Slide 03

## What do you see?

1. The people are **at** the park.


2. The tree is **behind** the woman.

3. The bread is **in** the basket.

4. The sun is **above** the land.



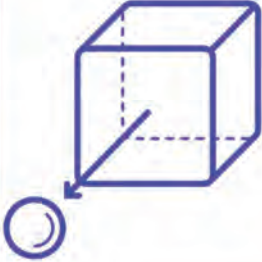
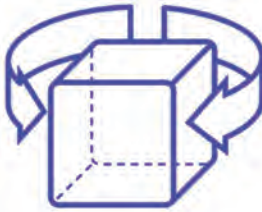
5. The dog is **beside** the man.

6. The food is **on** the blanket.







Unit 17 - Slide 04

## Listen and repeat.

<p><b>1</b></p> 	<p><b>2</b></p> 	<p><b>3</b></p> 	<p><b>4</b></p> 
<p>on</p>	<p>in</p>	<p>out of</p>	<p>around</p>
<p>The ball is on the box.</p>	<p>The ball is in the box.</p>	<p>The ball is out of the box.</p>	<p>It is around the box.</p>





Unit 17 - Slide 05

## Listen and repeat.

<p><b>5</b></p> 	<p><b>6</b></p> 	<p><b>7</b></p> 	<p><b>8</b></p> 
<p>in front of</p>	<p>behind</p>	<p>above</p>	<p>below</p>
<p>The ball is in front of the box.</p>	<p>The ball is behind the box.</p>	<p>The ball is above the box.</p>	<p>The ball is below the box.</p>

Unit 17 - Slide 06

## Listen and repeat.

<p><b>9</b></p> 	<p><b>10</b></p> 	<p><b>11</b></p> 	<p><b>12</b></p> 
<p>beside</p>	<p>between</p>	<p>at</p>	<p>across</p>
<p>The ball is beside the box.</p>	<p>The ball is between the boxes.</p>	<p>We are at school.</p>	<p>He walks across the street.</p>

Unit 17 - Slide 07

## Listen and repeat.

	<b>Noun</b>	<b>Verb</b>	<b>Preposition</b>	<b>Noun</b>
1	The pen	is	on	the book
2	The books	are	in front of	the box.
3	The ball	is	in	the box.
4	Adam	walks	across	the street.
5	The boys	are	at	the school.
6	The teacher	lives	behind	the church.

Unit 17 - Slide 08

## Listen and repeat.

A: Do you know where my **phone** is?

B: Is it in your **room**?

A: No, it's not in my **room**.

B: Is it on the **table**?

A: It's not on the **table**, and it's not behind the **sofa**.

B: Oh! Here's your **phone**! It's between the **stove** and the sink.

A: Thank you!



Unit 17 - Slide 09

---

## Listen and repeat.

1. /L/	2. /H/	3. Challenge
laws	help	
love	holy	
land	he	
Lord	hundred	
like	have	

A. The Lord Jesus loves and helps us.

B. He helps us have holy lives.

Unit 17 - Slide 10

# Listen and repeat.

A. —	B. —	C. —
in	under	above
on	over	below
at	out of	behind
law	mountain	between

Unit 17 - Slide 11

---

## Moses Gives God's Law

[Exodus 3:9-12](#); [5:1-11](#); [12:21-42](#);  
[20:1-17](#)

Four hundred thirty (430) years passed. God's people grew in number. The new king of Egypt made them his slaves and was not kind to them.



Unit 17 - Slide 12

Then God sent Moses to bring his people out of Egypt. Moses did many miracles to set them free. Moses led the people to a mountain.



Unit 17 - Slide 13

---

God loved the people he made. He wanted them to live good, holy lives. So he gave them some laws. These laws help people to live the way God wants.

God wrote these laws on stone tablets and gave them to Moses. Moses gave these laws to the people.



Unit 17 - Slide 14

These laws are called the Ten Commandments. God said: I am the Lord your God.



1. Do not have gods other than me.
2. Do not make for yourselves a god. Do not worship any idol or false god.
3. Do not use my name in a wrong way.
4. Keep the Sabbath as a holy day. Do your work in six days. The seventh day is a day of rest.

Unit 17 - Slide 15

---

5. Love and obey your father and mother.


6. Do not kill other people.

7. Do not do sex sins.

8. Do not steal.


9. Do not tell lies.

10. Do not want what belongs to other people.



Unit 17 - Slide 16

The first four laws help us to love God with all our hearts. The last six laws help us to love all people.



As God promised Abraham, God brought his people back to the land he gave Abraham. They became a great nation.

Unit 17 - Slide 17

---

## Answer the questions.

1. Who did God send to set his people free?
2. What did God give his people to help them live good lives?
3. Why does God want people to live “good, holy lives”?
4. Which command do you think is most important?
5. Why is it important?



Unit 17 - Slide 18

Listen and write one word per line.

1.
2.
3.
4.
5.
6.
7.

laws	help
between	have
under	Lord
around	love
below	behind
across	hundred
above	holy
land	like

Unit 17 - Slide 19

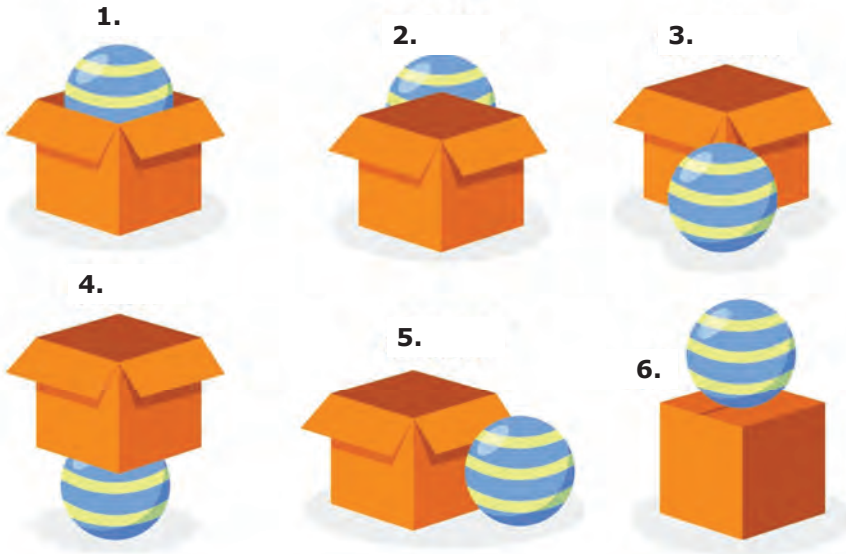
---

Write questions and ask your partner.

Questions	Answers
1. Where is <b>the teacher</b> ?	<b>He is at home.</b>
2. Where is _____	
3. Where are _____	
4. What is in _____	
5. What is on _____	
6. What is under _____	
7. What is behind _____	

Unit 17 - Slide 20

# Where is the ball?



- above
- across
- around
- at
- behind
- below
- beside
- between
- in
- in front of
- on
- out of

Unit 17 - Slide 21

## Moses Song

Moses walked **across** the desert.  
Moses prayed to God **above**.  
He led God's people **out** of Egypt  
And told them of His love.  
Moses walked **up** the mountain  
And walked **down** with God's commands.  
Then they walked **around** for 40 years  
To reach the promised land.



Unit 17 - Slide 22

# 1 & 2 Homework

1. Read the next lesson's Bible verses: [Ruth 1:1-4:21](#) in your language.













2. Write 6 sentences about your room. You may use **above, across, around, at, behind, below, beside, between, in** and more.

- A. A desk is beside my bed.
- B.
- C.
- D.
- E.
- F.
- G.

Unit 17 - Slide 23

---

## 3. Write the words for each picture.

<b>1</b>		<b>2</b>		<b>3</b>		<b>4</b>		<b>5</b>		<b>6</b>	
on											
The ball is on the box.											
<b>7</b>		<b>8</b>		<b>9</b>		<b>10</b>		<b>11</b>		<b>12</b>	

Unit 17 - Slide 24

## 4. Write and say the sentences

A. The boat is in the lake.	
B. The moon is above the earth.	
C. We live across the street.	
D. The books are on the shelf.	
E. God wants to have a relationship with us.	
F. All people have to obey the law.	

Unit 17 - Slide 25

---

## 5. Homework

Order the sentences from 1-6 from the story of God and Moses.

- God chose Moses to lead the people out of Egypt.
- God's people arrived in the Promised Land.
- Moses led the people to a mountain.
- 1** God's people were slaves in Egypt.
- Moses did many miracles in Egypt.
- God gave Moses the 10 Commandments.

Unit 17 - Slide 26

## 6. Homework – Choose 1 Verse to Memorize

**A**

Be holy in everything you do, just as God is holy. He is the one who chose you.

1 Peter 1:15 ERV

**B**

His love for his followers is as high above us as heaven is above the earth.

Psalm 103:11 ERV

Unit 17 - Slide 27

---

## 6. Homework – Choose 1 Verse to Memorize

**C**

“Yes, I am sure that nothing can separate us from God’s love—not death, life, angels, or ruling spirits. I am sure that nothing now, nothing in the future, no powers, nothing above us or nothing below us—nothing in the whole created world—will ever be able to separate us from the love God has shown us in Christ Jesus our Lord.” Romans 8:38-39 ERV

Unit 17 - Slide 28

## 7. Homework

above

around

below

behind

on

out of

- A. God rules the heavens above and the earth \_\_\_\_\_.
- B. Some walked in front of Jesus, others walked \_\_\_\_\_ him.
- C. God wrote the laws \_\_\_\_\_ stone tablets.
- D. They walked \_\_\_\_\_ the desert for 40 years.
- E. All the animals came \_\_\_\_\_ Noah's boat.

Unit 17 - Slide 29

## 8. Homework

- A. Where is the car?
- B. Where is the man?
- C. Where is the water?
- D. How much is a car wash?
- E. Do you have a car?
- F. What do you wash?

**Sale: \$3.99 for a car wash at Hal's.**



"Hal has the best car wash in town. We clean your car all around, inside and out, with soap from above and below!"

Unit 17 - Slide 30

## 9. Homework: Write your answers.

Which one of God's laws ...?

- A. Do you like best?
- B. Is hard for you to follow?
- C. Helps you to live a holy life?
- D. Helps you to love all people?

Unit 17 - Slide 31

---

## 10. Homework - Now I Can...

- I can answer, "Where is it?"
- I can understand, say, read, and write the 12 vocabulary words.
- I can describe where things are placed.
- I understand God's laws.

Unit 17 - Slide 32

# Lesson A1-18


## What do you see?



Unit 18 - Slide 03

---

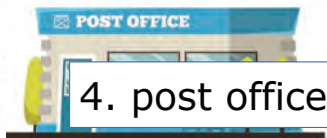
1. pharmacy    What do you see?



2. bank



3. bakery



4. post office



5. cafe



6. seafood restaurant

Unit 18 - Slide 04

# Listen and repeat

<p><b>1</b></p> 	<p><b>2</b></p> 	<p><b>3</b></p> 	<p><b>4</b></p> 
<p>a grocery store</p>	<p>a hair salon</p>	<p>a bank</p>	<p>a restaurant</p>
<p>grocery stores</p>	<p>hair salons</p>	<p>banks</p>	<p>restaurants</p>

Unit 18 - Slide 05

# Listen and repeat

<p><b>5</b></p> 	<p><b>6</b></p> 	<p><b>7</b></p> 	<p><b>8</b></p> 
<p>a post office</p>	<p>a park</p>	<p>a kid</p>	<p>a library</p>
<p>post offices</p>	<p>parks</p>	<p>kids</p>	<p>libraries</p>

Unit 18 - Slide 06

# Listen and repeat

<p><b>9</b></p> 	<p><b>10</b></p> 	<p><b>11</b></p> 	<p><b>12</b></p> 
<p>a doctor's office</p>	<p>a bakery</p>	<p>a dentist's office</p>	<p>a pharmacy</p>
<p>doctors' offices</p>	<p>bakeries</p>	<p>dentists' offices</p>	<p>pharmacies</p>

Unit 18 - Slide 07

# Listen and repeat

		Question	"be"	Subject	
Singular	Who		am	I	?
	What		are	you	
	When				
	Where		is	he she it	
Why					
Plural	How		are	you we they	

Unit 18 - Slide 08

# Question words

Questions	Answers
1. <b>Who</b> are they?	1. They are my <b>kids</b> .
2. <b>What</b> is this?	2. This is a <b>park</b> .
3. <b>When</b> is the class?	3. It's at <b>3:00 on Mondays</b> .
4. <b>Where</b> is the class?	4. It's at the <b>library</b> .
5. <b>Why</b> are you at school?	5. <b>Because</b> I need to learn English.
6. <b>How</b> are you?	6. I am <b>fine</b> , thanks!

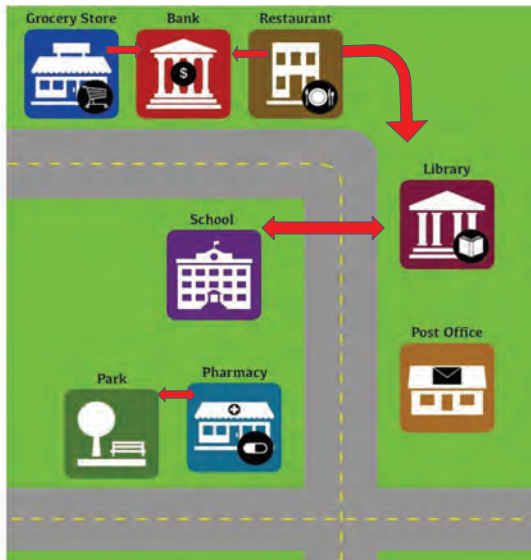
Unit 18 - Slide 09

## Where is the kid?



Unit 18 - Slide 10

## Describe the locations



1. The bank is **between** the grocery store and the restaurant.
2. The school is **across from** the library.
3. The pharmacy is **next to** the park.
4. The library is **around the corner from** the restaurant.

Unit 18 - Slide 11

---

## Listen and repeat

A: Excuse me. Where is the **post office**?

B: The **post office** is across the street, near the **bank**.

A: Sorry, I can't see it.

B: Do you see the big **grocery store**?

A: Yes, I see it.

B: The **post office** is between the **grocery store** and the **bank**.

A: Oh, great! Thank you!

Unit 18 - Slide 12

## Listen and repeat

A: I need to go to the dentist's office today.

B: Do you like to go to the dentist's office?

A: No, but I like to go to the bakery.

B. Me too! Do you want to go to the bakery with me tomorrow?

A: Yes, I would love to!

Unit 18 - Slide 13

---

## Listen and repeat

1. /r/	2. /k/ spelled k	3. Challenge
Ruth	kids	
return	kitchen	
rainbow	kill	
restaurant	bakery	
repeat	park	

Unit 18 - Slide 14

# Listen and repeat

A. —	B. —	C. — —
Ruth	women	library
with	wanted	pharmacy
will	people	bakery
park	famine	restaurant

Unit 18 - Slide 15

---

## Ruth joins with God's people

### Ruth 1-4

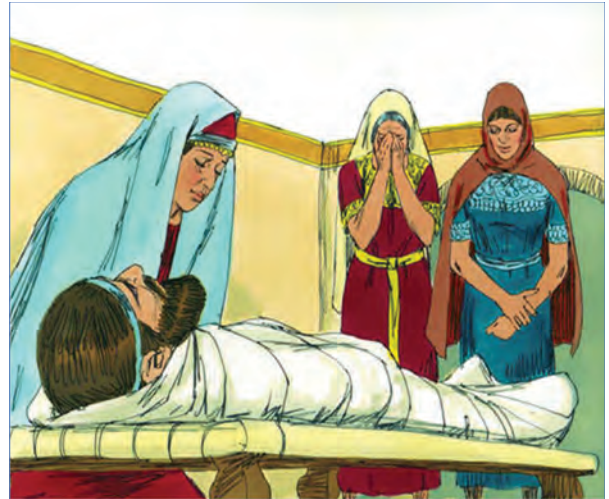
Sometimes God's people forgot him and broke his laws. Then God would send famine or war.

During one famine, Naomi, her husband and two sons moved to another country.



Unit 18 - Slide 16

Many years passed. Her sons married women of that country. Then Naomi's husband and two sons died.



Unit 18 - Slide 17

---

Naomi decided to return to Canaan. She was very unhappy. Her sons' wives (daughters-in-law) wanted to go with her. She said, "Stay here. I have nothing left for you."



Unit 18 - Slide 18

One of the women returned to her father's house.

But the other, named Ruth, said, "I will not leave you. Wherever you go, I will go. Wherever you stay, I will stay. Your people will be my people, and your God, my God."



Unit 18 - Slide 19

---

Then Naomi took Ruth and went to Canaan.

In Canaan, Ruth took care of Naomi. Ruth worked in the fields. She brought grain to Naomi for food.



Unit 18 - Slide 20

Boaz was the owner of the fields. Boaz was a good man.

Even though Ruth was a foreigner, Boaz saw that she loved Naomi. He saw that she loved God. So Boaz married Ruth.



Unit 18 - Slide 21

Then God gave Boaz and Ruth a son. Naomi was very happy. Their son became the grandfather of David. David was a great and good king.



Unit 18 - Slide 22

## Answer the questions

1. Why was Naomi unhappy?
2. What did Naomi's daughter-in-law, Ruth, say to her when Naomi was leaving?
3. What does it mean to be a "good man?"
4. Ruth was good to Naomi. She took care of her. Who do you take care of?

Unit 18 - Slide 23

---

## Listen and write the words.

1.
2.
3.
4.
5.
6.
7.

read	park
bakery	people
returned	kick
rainbows	Ruth
kitchen	wanted
famine	kill
kiss	repeat
restaurant	kids

Unit 18 - Slide 24

## Match the questions and answers.

Questions	Answers
1. Who are you?	A. They're good.
2. What is this?	B. Because I need books.
3. When is lunch?	C. I work at a pharmacy.
4. Where is your job?	D. It's at 12:00 PM.
5. Why are you at the library?	E. I'm Joe. I'm a doctor.
6. How are your kids?	F. This is a bakery.

Unit 18 - Slide 25

---

## Write questions and ask your partner.

Questions	Answers
1. Where is <u>the park</u> ?	It's next to the library.
2. Why are you _____	
3. Who is _____	
4. How is _____	
5. When is _____	
6. What is _____	
7. Where are _____	

Unit 18 - Slide 26

# Game – Simon Says, “Please.”



Unit 18 - Slide 27

---

## 1 & 2 Homework

1. Read the next lesson's Bible verses: [Jonah 1-4](#)
2. Write 6 sentences about places in your neighborhood.

- A. There are 2 grocery stores.
- B.
- C.
- D.
- E.
- F.
- G.

Unit 18 - Slide 28

### 3. Write the words.

1		2		3		4		5		6	
	a grocery store										
	grocery stores										
7		8		9		10		11		12	

Unit 18 - Slide 29

### 4. Mark the /r/ and /k/ sounds. Then write and say the sentences.

A. <u>R</u> uth had a son.	
B. The ba <u>k</u> er is in the kitchen.	
C. The kids are at the park.	
D. I met my friend at the restaurant.	
E. "Please repeat your name."	
F. She will return to the bank.	

Unit 18 - Slide 30

## 5. Answer the Questions

A. Why was Naomi unhappy?	
B. Where did Naomi decide to return?	
C. Who worked in the field?	
D. Who married Ruth?	
E. Who gave Boaz and Ruth a son?	
F. Who became the grandfather of King David?	

Unit 18 - Slide 31

---

## 6. Homework – Choose 1 verse to memorize

**A**

“Wherever you go, I will go. Wherever you sleep, I will sleep. Your people will be my people. Your God will be my God.”

Ruth 1:16 ERV

**B**


The women there said to Naomi, “Praise the Lord who gave you this child.”

Ruth 4:14 ERV

Unit 18 - Slide 32

## 6. Homework – Choose 1 verse to memorize

C



"You are the light that shines for the world to see. You are like a city built on a hill that cannot be hidden."  
Matthew 5:14 ERV

Unit 18 - Slide 33

---

## 7A. Homework

grocery store

hair salon

bank

school

restaurant

post office

library

pharmacy

doctor's office

dentist's office

park

bakery

- A. If you are sick, go to the **doctor's office**.
- B. If your tooth hurts, go to the \_\_\_\_\_.
- C. If you want to mail a letter, go to the \_\_\_\_\_.
- D. If you need to buy medicine, go to the \_\_\_\_\_.

Unit 18 - Slide 34

## 7B. Homework

grocery store

hair salon

bank

school

restaurant

post office

library

pharmacy

doctor's office

dentist's office

park

bakery

E. If you want to borrow a book to read, go to the \_\_\_\_\_.

F. If you are hungry, go to a \_\_\_\_\_ or \_\_\_\_\_.

G. If you need a haircut, go to the \_\_\_\_\_.

H. If you need stamps to mail a letter, go to the \_\_\_\_\_.

Unit 18 - Slide 35

---

## 8. Homework

1. Is this ad for a dentist's office or a doctor's office?
2. What is the phone number?
3. What is the dentist's name?
4. What is the address?
5. How much is the cleaning?



Dental Cleaning Special \$39.00  
Take care of your teeth!  
Call 918-518-6305  
Dr. Kim Nelis, DDS  
2804 101<sup>st</sup> Street, Tulsa

Unit 18 - Slide 36

## 9. Homework - Write answers

What is your favorite...?

- A. Restaurant?
- B. Store?
- C. Pharmacy?
- D. Park?
- E. Hair salon?
- F. School?



Unit 18 - Slide 36

---

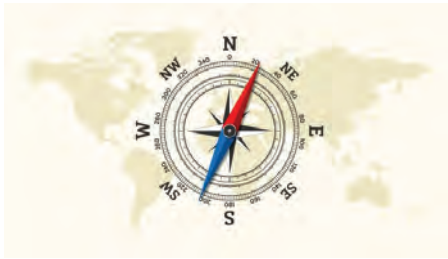
## 10. Homework - Now I can...

- I can ask and answer **who, what, where, when, why** and **how** questions.
- I can describe locations of places in my neighborhood.
- I can understand, say, read, and write the 12 vocabulary words.

Unit 18 - Slide 37

# Lesson A1-19

## What do you see?



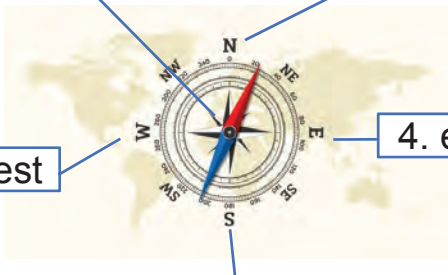
Unit 19 - Slide 03

1. a compass

2. north

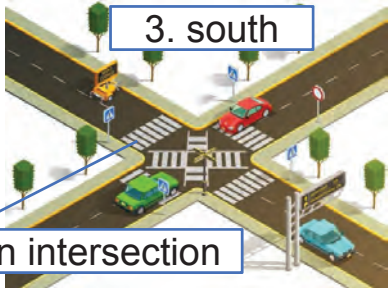
5. west

4. east



3. south

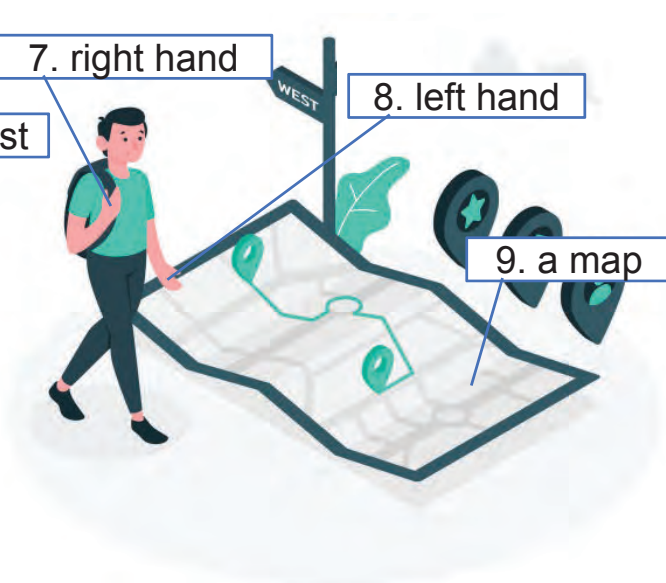
6. an intersection



7. right hand

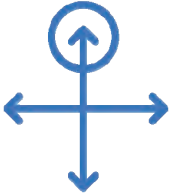
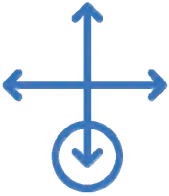
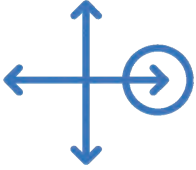
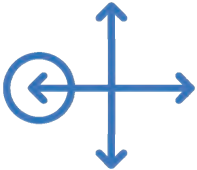
8. left hand

9. a map







Unit 19 - Slide 04

## Listen and repeat.

1	2	3	4
			
north	south	east	west
I live north of Tokyo.	He lives south of London.	She lives east of Los Angeles.	We live west of Jerusalem.

Unit 19 - Slide 05

## Listen and repeat.

5	6	7	8
			
right	left	an intersection	to turn
I write with my right hand.	He writes with his left hand.	intersections	Turn right.

Unit 19 - Slide 06

## Listen and repeat.

<p><b>9</b></p> 	<p><b>10</b></p> 	<p><b>11</b></p> 	<p><b>12</b></p> 
<p>near</p>	<p>far</p>	<p>ugly</p>	<p>beautiful</p>
<p>I live near the office.</p>	<p>He walks far each day.</p>	<p>An ugly place.</p>	<p>A beautiful place.</p>

Unit 19 - Slide 07

## Listen and repeat.

A	+ Nouns starting with consonants	An	+ Nouns starting with vowel sounds: A, E, I, O, U
a	block	an	intersection
a	street	an	email
a	woman	an	address
a	fish	an	office
a	beautiful fish	an	ugly fish



Unit 19 - Slide 08

# Listen and repeat.

Clarifying Phrases	
1.	Could you repeat that, please?
2.	Did you say <b>east</b> or <b>west</b> ?
3.	Could you speak slower, please?
4.	Could you say that more slowly?
5.	I'm sorry. I don't understand.

Unit 19 - Slide 09

## Describe pictures with a/an and left/right

1. artist

2. envelope

3. email

4. eraser

5. intersection

6. rainbow

7. bed

8. cat

A



B



C



D



E



F



G




H

Jonah@BigFish.com

Unit 19 - Slide 10

## Listen and repeat.



A: Excuse me. Where is the **post office**?

B: Go **west** to the **intersection** and turn **right**.

A: Did you say turn **right**?

B: Yes, turn **right**. It is **south** of the **bakery**.

A: Thank you!

Unit 19 - Slide 11

---

## Listen and repeat.

A: Excuse me. Where is the **bathroom**?

B: It's near the **kitchen** on the **left**.

A: Could you repeat that, please?

B: Yes. It is **near** the **kitchen** on the **left**.

A: Thank you!



Unit 19 - Slide 12

## Listen and repeat.

1. /e/	2. /E/	3.Challenge
left	east	
blessing	sleep	
west	she	
end	me	
sent	he	

- A. He sleeps and she eats.  
B. God sent me west to be a blessing.

Unit 19 - Slide 13

---

## Listen and repeat.

—	—	—
far	minute	afraid
west	ugly	because
south	angry	about
left	people	repeat

Unit 19 - Slide 14

# Jonah and the Big Fish [Jonah 1-4](#)

God wanted His people to be a blessing to all nations. This was His promise to Abraham. But God's people did not always obey.



Nineveh was a big city in another country. The people were very bad. God told Jonah to go to Nineveh and tell the people about God.

Unit 19 - Slide 15

---

Jonah did not want to go. So he got on a boat and ran away from God. Then Jonah went to sleep in the boat.

God was mad with Jonah. He sent a big storm. Everyone on the boat was afraid. They woke Jonah and said, "We will sink. What can we do?"



Unit 19 - Slide 16

Then Jonah said, "This storm happened because I sinned. You must throw me into the ocean. Then God will save you."

So they threw Jonah into the water.



Unit 19 - Slide 17

---

God sent a big fish to swallow Jonah. Then the storm stopped.

Jonah was alive in the fish's stomach. He prayed to God to save him.

Then the fish vomited Jonah out on the land.



Unit 19 - Slide 18

Then Jonah obeyed God and went to Nineveh. He told the people about God.

The king and people of Nineveh turned from their sin and prayed to God. Then God blessed them.



Unit 19 - Slide 19

---

## Answer the questions.

1. Where did God tell Jonah to go?
2. What happened to Jonah?
3. What did the people of Nineveh do after Jonah told them about God?
4. Does God help you when you are in trouble? How?



Unit 19 - Slide 20

# Jonah's Journey

1. Is Nineveh **east** or **west** of Joppa?

2. Is Tarshish **east** or **west** of Joppa?

3. Is Nineveh **north** or **south** of Joppa?

4. Is Nineveh **near** or **far** from Tarshish?



Unit 19 - Slide 21

---

## Listen and respond.

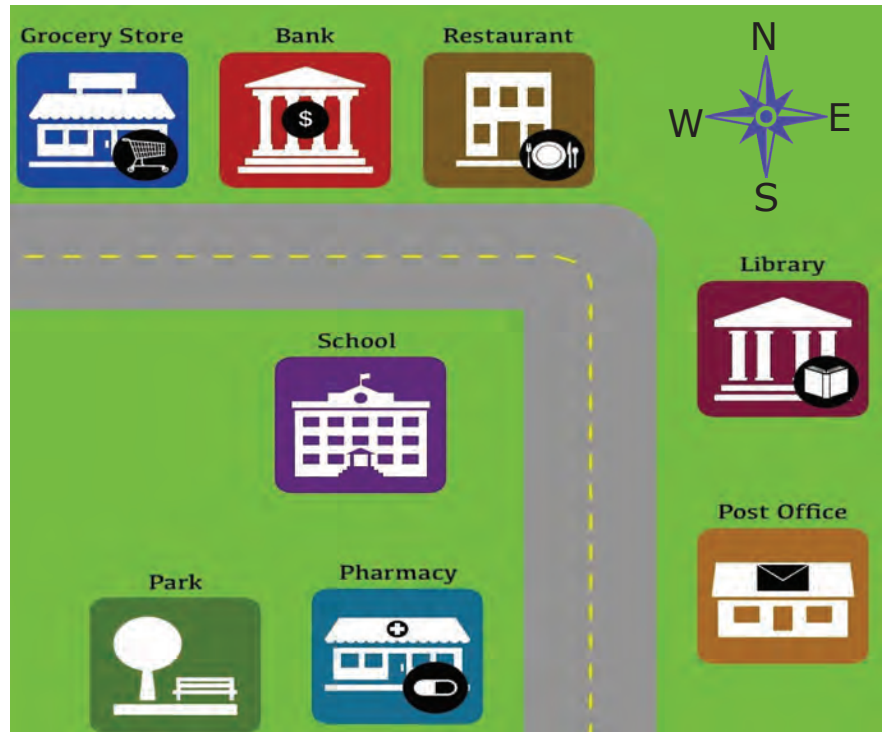
- Could you repeat that, please?
- Could you say that more slowly?
- I don't understand.
- Did you say \_\_\_\_\_?
- Thank you, I understand.

Unit 19 - Slide 22

Where is \_\_\_?

1. library
2. park
3. pharmacy
4. post office
5. bank
6. grocery store
7. restaurant
8. school

north      west  
south      near  
east        far



Unit 19 - Slide 23



## Song- Where do I go?

Where do I go? Where do I go?  
I follow my God wherever he goes.  
North or south,  
East or west,  
I follow him as I work and rest.

Where do I go? Where do I go?  
I follow Jesus wherever he goes.  
Near or far,  
Left or right,  
I follow him both day and night.













Unit 19 - Slide 24

# 1 & 2 Homework

1. Read the next lesson's Bible passage: [Ezekiel 36:22-27](#); [1 Samuel 15:22-23](#); and [Hebrews 10:1-10](#) in your first language.
2. Write 5 sentences about your neighborhood using *a/an*, or directions.
  - A. An office is on the left side of my street.
  - B.
  - C.
  - D.
  - E.
  - F.

Unit 19 - Slide 25

## 3. Write the vocabulary words.

1		2		3		4		5		6	
north											
7		8		9		10		11		12	

Unit 19 - Slide 26

4. Mark the /e/ and /E/ sounds in different colors. Then write and say the sentences.

A. We meet and eat.	
B. Yesterday I read a letter.	
C. English is easy!	
D. Go west at the intersection.	
E. The men send the rent.	
F. We repeat English each week.	

Unit 19 - Slide 27

---

## 5. Homework – Put the sentences in order

- \_ Jonah obeyed God and went to Nineveh.
- 1 God told Jonah to go to Nineveh and tell people about God.
- \_ A very big fish swallowed Jonah.
- \_ Jonah ran away from God on a boat.
- \_ Men threw Jonah off the boat into the water.
- \_ The fish vomited Jonah out on the land.
- \_ The people of Nineveh turned from sin and God blessed them.

Unit 19 - Slide 28

## 6. Homework – Memorize 1 verse

**A**

“I was in very bad trouble. I called upon the Lord for help, and he answered me.”

Jonah 2:2 ERV

**B**

“With the loving mercy of our God, a new day from heaven will shine on us.”

Luke 1:78 ERV

Unit 19 - Slide 29

---

## 6. Homework – Choose 1 Verse to Memorize

**C**

“Remember this: Anyone who brings a sinner back from the wrong way will save that person from eternal death and cause many sins to be forgiven.”

James 5:20 ERV

Unit 19 - Slide 30

## 7. Homework

**understand** **Did** **an** **slowly** **please** **repeat** **a**

- A. \_\_\_\_ you say right or left?
- B. I'm sorry. I don't \_\_\_\_\_.
- C. Could you \_\_\_\_\_ that?
- D. I work in \_\_\_\_ office.
- E. Could you say that more \_\_\_\_\_?
- F. She works in \_\_\_\_ pharmacy near the school.

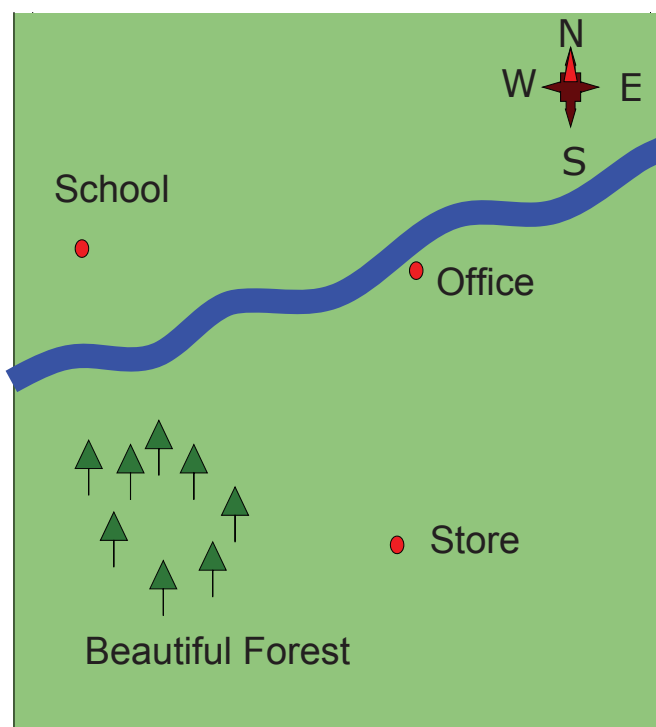
Unit 19 - Slide 31

---

## 8. Homework

**north** **west** **south** **east**

- 1. The school is \_\_\_\_ of an office.
- 2. A store is \_\_\_\_\_ of an office.
- 3. A store is \_\_\_\_\_ of the Beautiful Forest.
- 4 A forest is \_\_\_\_\_ of the school.
- 5. An office is \_\_\_\_\_ of the store.



Unit 19 - Slide 32

## 9. Writing Exercise

**Write directions for going to school or work.**

1. I leave my house and go \_\_\_\_\_.
- 2.
- 3.
- 4.
- 5.
- 6.
- 7.

Unit 19 - Slide 33

---

## 10. Homework - Now I Can...

- I can give and follow directions.
- I can understand, say, read, and write the 12 vocabulary words.
- I can ask someone to repeat or clarify.
- I can use **a** and **an** correctly.

Unit 19 - Slide 34

# Lesson A1-20

## What do you see?



Unit 20 - Slide 03

## What do you see?







Unit 20 - Slide 04

# Listen and repeat.

<p>1</p> 	<p>2</p> 	<p>3</p> 	<p>4</p> 
<p>a morning</p>	<p>an afternoon</p>	<p>an evening</p>	<p>a fire</p>
<p>mornings</p>	<p>afternoons</p>	<p>evenings</p>	<p>fires</p>





Unit 20 - Slide 05

# Listen and repeat.

<p>5</p> 	<p>6</p> 	<p>7</p> 	<p>8</p> 
<p>glasses</p>	<p>blood</p>	<p>a heart</p>	<p>to change</p>
<p>glasses</p>	<p>blood</p>	<p>hearts</p>	<p>The insect changes.</p>

Unit 20 - Slide 06

## Listen and repeat.

<p><b>9</b></p> 	<p><b>10</b></p> 	<p><b>11</b></p> 	<p><b>12</b></p> 
<p>to obey</p>	<p>to disobey</p>	<p>an entrance</p>	<p>an exit</p>
<p>She obeys her mother.</p>	<p>She disobeys her mother.</p>	<p>entrances</p>	<p>exits</p>

Unit 20 - Slide 07

## Listen and repeat.

Question		Answer
How	is it going? are you?	Good. Fine.
What's	up? new? happening? going on?	Not much. Nothing.

1. How's it going? Good!
2. What's up? Not much.

Unit 20 - Slide 08

## Listen and repeat.

Ways to say hello	
Good	morning afternoon evening
Hello Hi Hey	

Ways to say goodbye
Goodbye Bye See you later Good night



Unit 20 - Slide 09

---

## Listen and repeat.

A: Good morning, **Joe**. This is my friend, **Ben**.

**Ben**, this is my friend **Joe**.

B: Nice to meet you, **Joe**.

C: Nice to meet you, **Ben**. How are you?

B: I'm fine, thanks. And you?

C: I'm good, but sorry, I'm in a hurry. I have to go to work now. I'll see you later.

B: Bye, **Joe**. See you later.



Unit 20 - Slide 10

## Listen and repeat.



A: Hello. This is 911. Can I help you?

B: Yes. We have a fire **in the kitchen!** Please send help!

A: What is the address?

B: **123 Main Street in Tulsa.**

A: Please exit the house. We'll send a fire truck right away.

Unit 20 - Slide 11

---

## Listen and repeat.

<b>1. /g/</b>	<b>2. /er/</b>	<b>3. Challenge</b>
God	water	
good	later	
give	number	
August	afternoon	
go	person	

A. God is good.

B. My father will give us water later.

Unit 20 - Slide 12

# Listen and repeat.

A.	B.	C.
name	morning	goodbye
friend	evening	forget
need	later	obey
like	promise	without

Unit 20 - Slide 13

---

## People Need a Better Sacrifice

[Ezekiel 36:22-27](#);

[1 Samuel 15:22-23](#); [Hebrews 10:1-10](#)



Hundreds of years passed. The people of God did not obey the laws that Moses gave. God sent many teachers to preach his word. But the people still did not obey. So God let other nations defeat them.

Unit 20 - Slide 14

But God did not forget his promise to Abraham. He told Abraham that his children would be a blessing to all the people on earth.



Unit 20 - Slide 15


---

So God said, "I will gather people for Me from every nation. I will clean them from their sin. I will give them a new heart. I will put My Spirit in them so they will obey."



Unit 20 - Slide 16

Under Moses' law, people had to sacrifice animals for their sins. They had to make these sacrifices every year. The people made their sacrifices but they did not change their hearts.



Unit 20 - Slide 17

---

God said, "I do not need the blood of animals, but I need an obedient heart." So He said, "I will prepare a better sacrifice. It will only need to be made once, for all people."



Unit 20 - Slide 18

# Questions



1. Did God's people obey the laws?
2. What promises did God give Abraham and his children?
3. Why do you think God requires a sacrifice for sins?
4. What does God need instead of animal sacrifices?

Unit 20 - Slide 19

---

Listen and write one word per line.

1.
2.
3.
4.
5.
6.
7.

God	word
good	water
morning	give
afternoon	fire
forget	go
later	number
person	August

Unit 20 - Slide 20

# Listen and write the letter with the right picture



Unit 20 - Slide 21

## Practice with your partner.

A	B
1. Hi! How are you?	Hi! I am fine.
2. Good _____. What's _____	
3. Good _____. What's _____	
4. Good _____. What's _____	
5. What is _____	
6. What is _____	
7. How is _____	

Unit 20 - Slide 22

# Hello/Goodbye Game



Unit 20 - Slide 23

---

## 1 & 2 Homework

1. Read the next lesson's Bible verses: [Isaiah 7:14](#); [9:6-7](#); [11:1-10](#); [42:1-7](#); [49:5-7, 53](#); [Psalm 16:10-11](#); [18:4-5](#); [22:1-21](#), [Daniel 7:13-14](#), [9:25](#).
2. Write 6 introductions, greetings and farewell phrases.
  - A. Hi, I am John, and this is Abe. It's nice to meet you.
  - B.
  - C.
  - D.
  - E.
  - F.
  - G.

Unit 20 - Slide 24

### 3. Write the vocabulary words

1 	2 	3 	4 	5 	6 
a morning					
mornings					
7 	8 	9 	10 	11 	12 

Unit 20 - Slide 25

### 4. Circle the /g/ and /er/ sounds. Then write and say the sentences

A. God is good.	
B. Good afternoon, how are you?	
C. I obey God, my father.	
D. Give her some water later.	
E. He's a good person.	
F. I've got the girl's phone number.	

Unit 20 - Slide 26

## 5. Homework: Fill in the blanks

hearts

change

blood

nation

animals

Abraham

obey

- A. The people of God did not \_\_\_\_\_ the laws.
- B. God did not forget his promise to \_\_\_\_\_.
- C. God said, "I will gather people for me from every \_\_\_\_\_."
- D. The people made their sacrifices but they did not change their \_\_\_\_\_.
- E. God said, "I do not need the blood of \_\_\_\_\_."

Unit 20 - Slide 27

---

## 6. Homework – Choose 1 Verse to Memorize

**A**

Then Jesus said to her, "Remember what I told you? I said that if you believed, you would see God's divine greatness."  
John 11:40 ERV

**B**

God said to your father Abraham, 'Every nation on earth will be blessed through your descendants.'  
Acts 3:25 ERV

Unit 20 - Slide 28

## 6. Homework – Choose 1 Verse to Memorize

**C**

Thanks be to God for his gift that is too wonderful to describe.

2 Corinthians 9:15 ERV

Unit 20 - Slide 29

---

## 7. Homework: Write the words

Good afternoon

See you later

Good morning

Hi

Good night

Good evening

Hey

Bye

Ways to say hello	Ways to say goodbye

Unit 20 - Slide 30

## 8. Homework

1. What is her name?
2. Where is she from?
3. How many children does she have?
4. What does she like?
5. Now, write 10 sentences about yourself.



## Let Me Introduce Myself

Hello! I am Anna.  
I am from the USA.  
I am 30 years old.  
I am married.  
I have two children.  
I work as a heart doctor in a hospital.  
I wear glasses.  
My favorite drink is coffee.  
I like to go to the park with my kids and play soccer.

Unit 20 - Slide 31

---

## 9. Homework: Write your answers

- A. How are you?
- B. How's it going?
- C. What's up?
- D. What's new?
- E. What's happening?
- F. What's going on?
- G. How do you say hello in your country?
- H. How do you say goodbye in your country?



Unit 20 - Slide 32

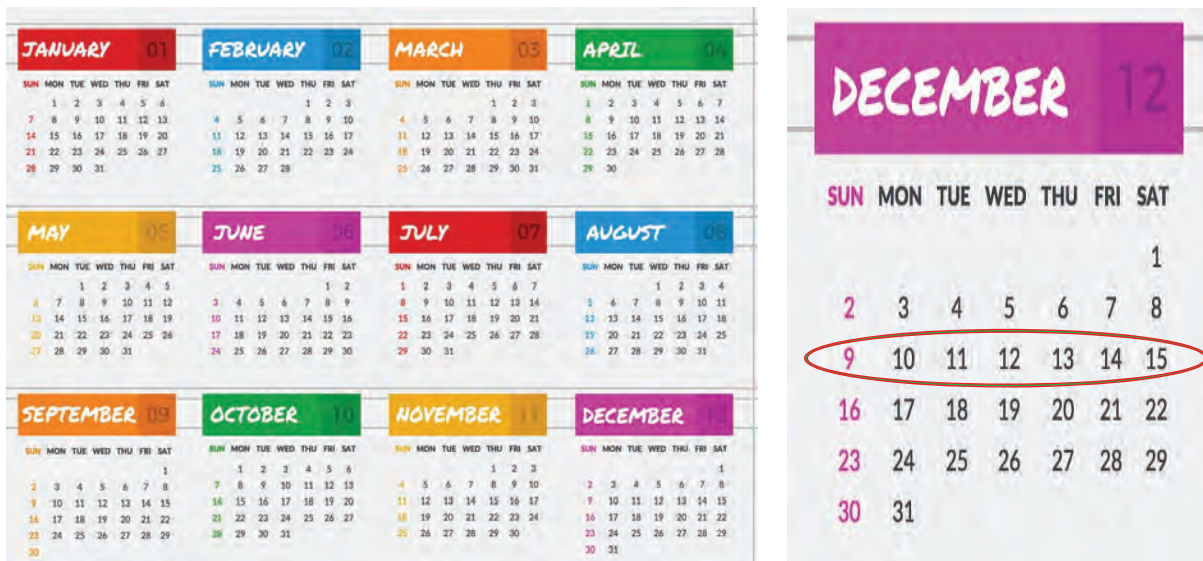
# 10. Homework - Now I Can...

- I can introduce and greet people.
- I can understand, say, read, and write the 12 vocabulary words.
- I can answer "How are you?"
- I understand that God does not need animal sacrifices.

Unit 20 - Slide 33

## Lesson A1-21

What do you see?



Unit 21 - Slide 03

What do you see?



Unit 21 - Slide 04

---

What do you see?




Unit 21 - Slide 05

What do you see?



Unit 21 - Slide 06

What do you see?



Unit 21 - Slide 07

# What do you see?



Unit 21 - Slide 08

## Listen and repeat.

	Subject	Affirmative +	Negative -
<b>Singular 1</b>	He She It Yesterday	was	was not wasn't
<b>Plural 2+</b>	You We They March and April	were	were not weren't

1. Today I **am** happy.
2. Yesterday I **was** happy.

Unit 21 - Slide 09

# Listen and repeat. Was/Were

**Was** (singular subject):

**Was** January cold?

Joseph **was** blessed.

I **wasn't** born in September.

**Were** (plural subject):

March and April **weren't** rainy.

The brothers **were** angry.

**Were** they a large family?

Unit 21 - Slide 10

Describe the calendar with was/were.



SEPTEMBER						
S	M	T	W	T	F	S
			1	2	3	4
5	6	7	8	9	10	11
12	13	14	15	16	17	18
19	20	21	22	23	24	25
26	27	28	29	30		

OCTOBER						
S	M	T	W	T	F	S
					1	2
3	4	5	6	7	8	9
10	11	12	13	14	15	16
17	18	19	20	21	22	23
24	25	26	27	28	29	30
31						

Unit 21 - Slide 11

## Listen and repeat.

Question ?	Positive +	Negative -
What was...? Was I...? Was he...? Was she...? Was it...?	was	was not wasn't
What were...? Were you...? Were we...? Were they...?	were	were not weren't

1. What was his job? He was a shepherd.

Unit 21 - Slide 12

## Listen and repeat.

	Noun	Verb	Preposition	Noun
1	The pen	is	on	the book
2	The books	are	in front of	the box.
3	The ball	is	in	the box.
4	Adam	walks	across	the street.
5	The boys	are	at	the school.
6	The teacher	lives	behind	the church.



Unit 21 - Slide 13

# Listen and repeat

	Question	"be"	Subject	
Singular	Who	am	I	?
	What	are	you	
	When			
	Where	is	he she it	
Why	are		you we they	
How				
Plural				

Unit 21 - Slide 14

# Question words

Questions	Answers
1. <b>Who</b> are they?	1. They are my <b>kids</b> .
2. <b>What</b> is this?	2. This is a <b>park</b> .
3. <b>When</b> is the class?	3. It's at <b>3:00 on Mondays</b> .
4. <b>Where</b> is the class?	4. It's at the <b>library</b> .
5. <b>Why</b> are you at school?	5. <b>Because</b> I need to learn English.
6. <b>How</b> are you?	6. I am <b>fine</b> , thanks!

Unit 21 - Slide 15

## Listen and repeat.

A	+ words starting with consonants	An	+ words starting with vowel sounds: A, E, I, O, U
a	block	an	intersection
a	street	an	email
a	woman	an	address
a	fish	an	office
a	beautiful fish	an	ugly fish



Unit 21 - Slide 16

## Listen and repeat.

Clarifying Phrases	
1.	Could you repeat that, please?
2.	Did you say <b>east</b> or <b>west</b> ?
3.	Could you speak slower, please?
4.	Could you say that more slowly?
5.	I'm sorry. I don't understand.



Unit 21 - Slide 17

## Listen and repeat.

Question		Answer
How	is it going? are you?	Good. Fine.
What's	up? new? happening? going on?	Not much. Nothing.

1. How's it going? Good!

2. What's up? Not much.



Unit 21 - Slide 18

---

## Listen and repeat.

Ways to say hello	
Good	morning afternoon evening
Hello Hi Hey	

Ways to say goodbye
Goodbye Bye See you later Good night



Unit 21 - Slide 19

## Conversation Questions A

1. What day was yesterday?
2. When was your birthday?
3. What was your first job?
4. What were your work hours?
5. What is behind you?
6. What is above me?

Unit 21 - Slide 20

---

## Conversation Questions B

1. How is it going?
2. What's going on?
3. Where is the pharmacy?
4. Where were you on Saturday?
5. Do you live near me?
6. Where is the bathroom?

Unit 21 - Slide 21

## Listen and repeat.

<b>1. /o/</b>	<b>2. /j/</b>	<b>3. /f/</b>
Joseph	January	four
coat	June	family
<b>4. /m/</b>	<b>5. /l/</b>	<b>6. /h/</b>
man	love	help
Monday	land	holy

- A. Where is Joseph's coat?
- B. There are four in my family.
- C. Please help me look for my phone.

Unit 21 - Slide 22

---

## Listen and repeat.

<b>7. /r/</b>	<b>8. /k/</b>	<b>9. /e/</b>
Ruth	kids	left
repeat	park	end
<b>10. /E/</b>	<b>11. /g/</b>	<b>12. /er/</b>
east	God	water
me	give	later

- A. Turn left, then right.
- B. I will see you later.
- C. The kids give Ruth water.

Unit 21 - Slide 23

Say the word and the stress pattern.

A	B	C	D	E
—	— —	— —	— — —	— — —


- |                |                |              |
|----------------|----------------|--------------|
| 1. November    | 7. between     | 13. blessing |
| 2. July        | 8. mountain    | 14. sleep    |
| 3. Saturday    | 9. hundred     | 15. south    |
| 4. musician    | 10. library    | 16. obey     |
| 5. Store owner | 11. restaurant | 17. number   |
| 6. mechanic    | 12. pharmacy   | 18. person   |

Unit 21 - Slide 24

---

## Answer the questions

1. What did Joseph's brothers do?
2. Why were the brothers angry with Joseph?
3. How did God bless Joseph?
4. How does God bless you?



Unit 21 - Slide 25

## Answer the questions

1. What happened to Joseph?
2. How did Joseph treat his brothers?
3. What does it mean to forgive?
4. Who do you need to forgive?



Unit 21 - Slide 26

---

## Answer the questions

1. Who did God send to set his people free?
2. What did God give his people to help them live good lives?
3. Why does God want people to live "good, holy lives?"
4. Which command do you think is most important?
5. Why is it important?



Unit 21 - Slide 27

## Answer the questions



1. Why was Naomi unhappy?
2. What did Naomi's daughter-in-law, Ruth do?
3. Ruth was good to Naomi. She took care of her. Who do you take care of?

Unit 21 - Slide 28

---


## Answer the questions.



1. What did God tell Jonah to do?
2. What happened to Jonah?
3. What did the people of Nineveh do after Jonah told them about God?
4. Does God help you when you are in trouble? How?

Unit 21 - Slide 20

# Questions



1. Did God's people obey the laws?
2. What promise did God give Abraham and his children?
3. Why do you think God requires a sacrifice for sins?
4. What does God need instead of animal sacrifices?

Unit 21 - Slide 30

---

## Listen and write.

1.
2.
3.
4.
5.
6.
7.
8.
9.
10.
11.
12.

January	November
Friday	Pharaoh
hundred	holy
kitchen	love
repeat	laws
Ruth	later
afternoon	give
water	east
blessing	south
restaurant	obey

Unit 21 - Slide 31

## Songs - Listen and write.



1. July, August, \_\_\_\_\_, October, \_\_\_\_\_December.



2. Moses walked \_\_\_\_\_ the desert. Moses prayed to God \_\_\_\_\_.



3. North or \_\_\_\_\_ , east or \_\_\_\_\_ , I follow \_\_\_\_\_ as I work and rest.

Unit 21 - Slide 32

---

## First Review Quiz

Take the listening, speaking and writing quiz with your teacher.

Listen to the questions 1-7 and say your answers. Then look at the picture and write 3 sentences about it.

Unit 21 - Slide 33

## 1 & 2 Homework

1. Read the next lesson's Bible verses: Isaiah [7:14](#); [9:7](#); [11:1-10](#); [42:1-7](#); [53](#), Psalm [16:10-11](#), and Daniel [9:25](#) in your language.
2. Take the quiz at <https://bit.ly/quizA1-21> and write your score here \_\_\_\_  
If your score is not good, practice more. Then take the quiz again, and write your new score here \_\_\_\_



Unit 21 - Slide 34

Quiz A1-21

---

## 3. Homework - Now I Can...

- I can name the days and months and use [was/were](#).
- I can talk about jobs and answer questions.
- I can describe where things are.
- I can ask and answer [who](#), [what](#), [where](#), [when](#), [why](#) and [how](#) questions.
- I can give directions to places and ask clarifying questions.
- I can introduce and greet people.

Unit 21 - Slide 35

## LOTW A1 Rubric for Listening, Speaking and Writing Quiz

Student Name:  
 Score for Listening, Speaking and Writing:  
 Score for Multiple Choice Quiz:  
 Total Score:

Date:

Listening and speaking	Question	Good - 3 points Answer is correct, clear and complete.	Okay - 1 point Answer is correct, but unclear or incomplete.	Not acceptable - 0 points Answer is not correct.
<b>Examples:</b>	Are you an adult?	Yes, I am an adult.	Yes. <b>OR</b> Adult am.	
	1. How is it going?			
	2. What day was yesterday? Can you say that again, please?			
	3. What was your first job? (or first school)			
	4. What were your work/school hours?			
	5. Where is the bathroom?			
	6. What's new this week?			
	7. Why do you need to speak English?			
<b>Writing</b>	8. Write 3 sentences about the theme picture.	<b>Good - 3 points</b> Answer is correct, clear and complete. Sentence begins with a capital letter and ends with punctuation.	<b>Okay - 1 point</b> Answer is correct, but incomplete. Sentence is missing capital letters or punctuation.	<b>Not acceptable - 0 points</b> Answer is not correct.
<b>Examples:</b>		I see a family. This is a man. They are animals.	see family. This is man they are animals	
	Sentence 1.			
	Sentence 2.			
	Sentence 3.			
	<b>Total Points out of 30</b>			

Unit 21 - Slide 40

## Lesson A1-22

### What do you see?



Unit 22 - Slide 03

# What do you see?



Unit 22 - Slide 04

## Listen and repeat.

<p><b>1</b></p> 	<p><b>2</b></p> 	<p><b>3</b></p> 	<p><b>4</b></p> 
<p>an egg</p>	<p>a vegetable</p>	<p>a pizza</p>	<p>a noodle</p>
<p>eggs</p>	<p>vegetables</p>	<p>pizzas</p>	<p>noodles</p>

Unit 22 - Slide 05

## Listen and repeat.

<p><b>5</b></p> 	<p><b>6</b></p> 	<p><b>7</b></p> 	<p><b>8</b></p> 
<p>fruit*</p>	<p>rice*</p>	<p>coffee*</p>	<p>salt*</p>

Unit 22 - Slide 06

## Listen and repeat.

<p><b>9</b></p> 	<p><b>10</b></p> 	<p><b>11</b></p> 	<p><b>12</b></p> 
<p>meat*</p>	<p>seafood*</p>	<p>to sell</p>	<p>to buy</p>
		<p>The store sells food.</p>	<p>She buys groceries.</p>

Unit 22 - Slide 07

## Listen and repeat.

Question ?		Affirmative +	Negative -
Do I	have ...? need...?	Yes, I have...	No, I don't have...
Do you		Yes, you need...	No, you don't need...
Do we		Yes, we buy...	No, we don't buy...
Do they		Yes, they sell...	No, they don't sell...
Does he	buy...? sell...?	Yes, he <b>has</b> ...	No, he <b>doesn't</b> have...
Does she		Yes, he <b>needs</b> ...	No, he <b>doesn't</b> need...
Does it		Yes, she <b>buys</b> ... Yes, it <b>sells</b> ...	No, she <b>doesn't</b> buy... No, it <b>doesn't</b> sell...

1. Do we have any rice? Yes, we have rice.
2. **Does** he sell seafood? Yes, but he **doesn't** sell meat.

Unit 22 - Slide 08

## Talk about the pictures.

We have



but we need.



Unit 22 - Slide 09

Talk about the pictures.

He has

but he needs



Unit 22 - Slide 10

Listen and repeat.

A: What do you like to eat?

B: I like **fruit** but I don't like **seafood**.

A: What do we need from the store?

B: We have **salt** but we need **coffee**.



Unit 22 - Slide 11

## Listen and repeat.



A: Do you want **pizza** for dinner?

B: Yes! I love **pizza**.

A: Do we have a **pizza** in the **fridge**?

B: Let me look. No, we don't have a **pizza**, but we have **eggs**.

A: No, I don't like **eggs**. I can buy a **pizza** at the supermarket.

What else do we need?

B: Let's see. We have **eggs** and **noodles**, but we need **pizza** and **coffee**. Thanks!

Unit 22 - Slide 12

---

## Listen and repeat.

1. /U/	2. /y/	3.Challenge
noodles	you	
room	yet	
food	yellow	
spoon	yes	
bathroom	yeah	

A. Yeah, you like yellow rice.

B. I eat noodles with a spoon in my room.

Unit 22 - Slide 13

Listen and repeat.

A. —	B. — —	C. — — —
food	pizza	vegetable
salt	coffee	relative
buy	noodles	promises
meat	seafood	sacrifice

Unit 22 - Slide 14

---

## God Promises the Messiah

and Other Prophecies from the Old Testament - [Isaiah 53](#)



God planned a better sacrifice for people's sins.

He sent his prophets (messengers) to tell them about it.

Unit 22 - Slide 15

God told the prophets that this new, perfect sacrifice will not be made with animals, but with a Special Person, the “Messiah.”



God’s prophets wrote about this Special Person:

Unit 22 - Slide 16

---

He will be a relative of King David.

[\(Isaiah 11:1, 2, 10\)](#)

He will be called the Messiah, meaning the chosen King.

[\(Daniel 9:25a\)](#)



Unit 22 - Slide 17

He will be born to a virgin.

([Isaiah 7:14](#))

He will be filled with God's Holy Spirit.

([Isaiah 42:1](#))



Unit 22 - Slide 18

---

He will be a Servant and a Light to the people of every nation.


([Isaiah 42:6-7](#); [49:5-7](#))



Unit 22 - Slide 19

He will live a perfect life,  
then suffer and die for  
people's sins, like a sheep  
for sacrifice.

([Isaiah 53](#); [Psalm 18:4-5](#);  
[Psalm 22:1-18](#))



Unit 22 - Slide 20

---

He will conquer (win over)  
death.

([Psalm 16:10-11](#); [22:19-21](#))



Unit 22 - Slide 21

He will be called Immanuel –  
“God with us” and Wonderful  
Counselor, Mighty God,  
Prince of Peace.

([Isaiah 7:14, 9:6](#))



Unit 22 - Slide 22

---

He will rule forever, in a  
kingdom of peace, joy,  
goodness and justice.

([Isaiah 9:7](#))



Unit 22 - Slide 23

He is given authority, glory and power; all countries and people of every language will worship him.

([Daniel 7:13-14](#))



Unit 22 - Slide 24

---

## Answer the questions

1. Who did God say the new sacrifice would be made with?
2. How is the Messiah like a sheep?
3. Who will worship the Messiah?
4. What do you think about this Messiah?



Unit 22 - Slide 25

Listen and write one word per line.

1.
2.
3.
4.
5.
6.
7.

yes            bathroom  
noodles      you  
yet            yellow  
food          seafood  
yeah          rice  
spoon        pizza  
coffee        meat

Unit 22 - Slide 26

---

Write questions and ask your partner.

Questions	Answers
1. What do you like to eat?	I like to eat pizza.
2. Do you _____	
3. Does he _____	
4. Does she _____	
5. Do we have any _____	
6. Doesn't he _____	
7. Don't they _____	

Unit 22 - Slide 27

Describe the pictures with **we have/we need**.

### A. Fridge



### B. Shopping list

- Milk
- Fruit
- Eggs
- Vegetables
- Pizza
- Noodles
- Fruit
- Seafood
- Coffee
- Tea
- Meat
- Rice

Unit 22 - Slide 28

---

## The Memory Game

1. I go to the store to buy \_\_\_\_\_.
2. I go to the store to buy \_\_\_\_ and \_\_\_\_\_.
3. I go to the store to buy \_\_\_\_\_, \_\_\_\_\_ and \_\_\_\_\_.
4. I go to the store to buy \_\_\_\_\_, \_\_\_\_\_, \_\_\_\_\_ and \_\_\_\_\_.
5. I go to the store to buy \_\_\_\_\_, \_\_\_\_\_, \_\_\_\_\_, \_\_\_\_\_ and \_\_\_\_\_.
6. I go to the store to buy \_\_\_\_\_, \_\_\_\_\_, \_\_\_\_\_, \_\_\_\_\_, \_\_\_\_\_, \_\_\_\_\_.

Keep going, if you can.



Unit 22 - Slide 29

# 1 & 2 Homework

1. Read the next lesson's Bible verses: [Matthew 1:18-25](#); [Luke 1:26-35](#); [Isaiah 7:14](#) in your language.
2. Write 6 sentences about food. You may use *have, need, like, don't like, want* and more.
  - A. We have fish but we don't have salt.
  - B.
  - C.
  - D.
  - E.
  - F.
  - G.

Unit 22 - Slide 30

---

## 3. Write the words for the pictures

1 	2 	3 	4 	5 	6 
rice					
rice					
7 	8 	9 	10 	11 	12 

Unit 22 - Slide 31

4. Mark the /U/ and /y/ sounds, then write and say the sentences.

A. The <u>mo</u> on is <u>y</u> ellow.	
B. Do you have it yet?	
C. You can choose the food to eat.	
D. I need a room.	
E. Don't use a spoon with noodles.	
F. Yes, you can go soon.	

Unit 22 - Slide 32

---

## 5. Homework

**win**

**David**

**sheep**

**King**

**light**

1. He will be a relative of King \_\_\_\_\_.
2. He will be a servant and a \_\_\_\_\_ to the people of every nation.
3. He will be called the Messiah, the chosen \_\_\_\_\_.
4. He will \_\_\_\_\_ over death.
5. He will die for people's sins, like a \_\_\_\_\_ for sacrifice.

Unit 22 - Slide 33

## 6. Homework: Choose 1 Verse to Memorize

**A**

We had all wandered away like sheep. We had gone our own way. And yet the Lord put all our guilt on him.

[Isaiah 53:6](#) ERV

**B**

We were healed because of his pain.

[Isaiah 53:5b](#) ERV



Unit 22 - Slide 34

---

## 6. Homework: Choose 1 Verse to Memorize

**C**

“The virgin will be pregnant and will give birth to a son. They will name him Immanuel.” (Immanuel means “God with us.”)

[Matthew 1:23](#)



Unit 22 - Slide 35

## 7. Homework: Fill in the blanks.

Does

needs

need

Do

doesn't

don't

- A. \_\_\_\_\_ he need to buy noodles for the school lunch?
- B. No, the store \_\_\_\_\_ sell seafood.
- C. \_\_\_\_\_ you want rice?
- D. No, you \_\_\_\_\_ need to buy groceries.
- E. Yes, she \_\_\_\_\_ salt.
- F. Do they \_\_\_\_\_ vegetables and meat?

Unit 22 - Slide 36

## 8. Homework

- A. What do you want to order?
- B. How much is it?
- C. What don't you like?
- D. What is the name of the restaurant?



Unit 22 - Slide 37

## 9. Homework: Write your answers

What food do people eat in your country ...?

- A. for breakfast?
- B. for snacks?
- C. for lunch?
- D. for dinner?
- E. at picnics?
- F. for holidays?



Unit 22 - Slide 38

---

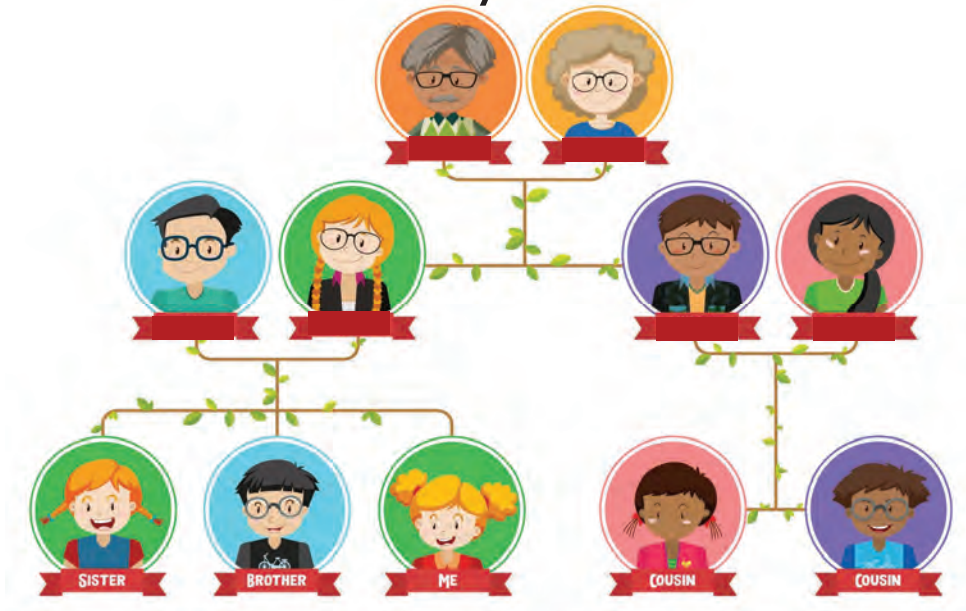
## 10. Homework: Now I Can...

- I can talk about food shopping.
- I can talk about food I like and dislike.
- I can understand, say, read, and write the 12 vocabulary words.
- I understand that God promised a Messiah.

Unit 22 - Slide 39

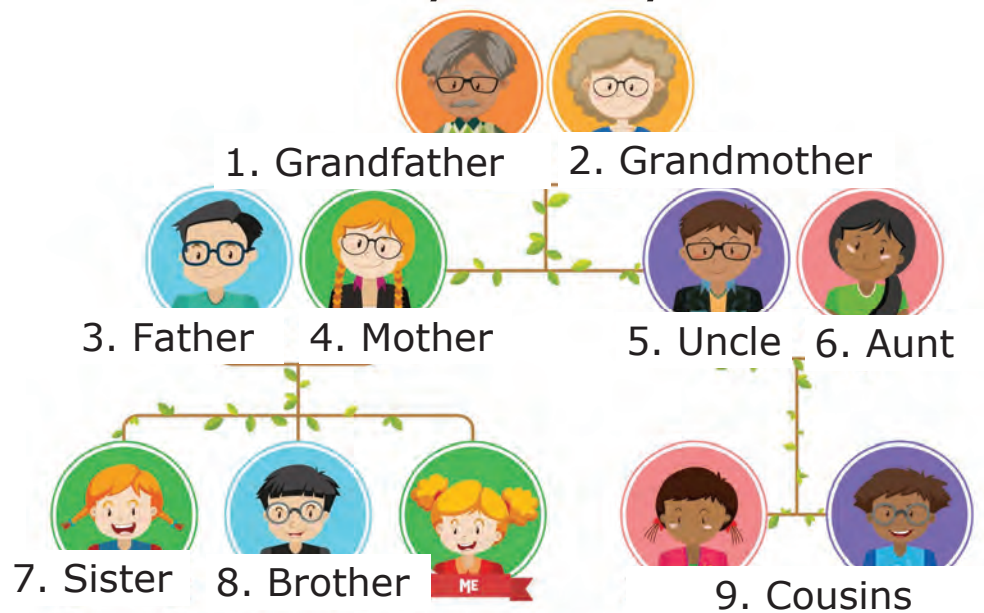
# Lesson A1-23

## What do you see?







Unit 23 - Slide 03

## My Family



Unit 23 - Slide 04

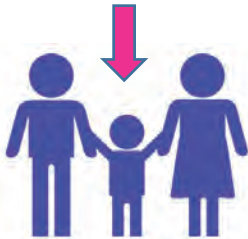



## Listen and repeat.

<b>1</b> 	<b>2</b> 	<b>3</b> 	<b>4</b> 
a mother	a father	a grandfather	a grandmother
mothers	fathers	grandfathers	grandmothers

Unit 23 - Slide 05





---

## Listen and repeat.

<b>5</b> 	<b>6</b> 	<b>7</b> 	<b>8</b> 
a son	a daughter	a brother	a sister
sons	daughters	brothers	sisters

Unit 23 - Slide 06

## Listen and repeat.

9 	10 	11 	12 
a wife	a husband	a family	a grandchild
wives	husbands	families	grandchildren

Unit 23 - Slide 07

## Listen and repeat.

Subject Pronoun	Possessive Adjective	Sentence
I	my	I love my father.
you	your	You love your grandmother.
he	his	He loves his grandchildren.
she	her	She loves her husband.
it	its	It loves its bed.
we	our	We love our parents.
they	their	They love their brothers.



Unit 23 - Slide 08

We can use **'S** to show belonging.

"Of" Phrase	Apostrophe S
The wife of Joseph	Joseph' <b>s</b> wife
The son of Mary	Mary' <b>s</b> son
The father of Isaac	Isaac' <b>s</b> father
The mother of the girl	The girl' <b>s</b> mother

1. He is Sara's husband.
2. We are John's parents.
3. They are the boy's grandmothers.

Unit 23 - Slide 09

---

## Listen and repeat.

A: Tell me about your family.

B: I have a wife and two children. My son's name is Tim and my daughter's name is Ana. Do you have kids?

A: No, I don't. I'm single and I live with my parents. Their names are Joe and Sara.



Unit 23 - Slide 10

## Listen and repeat.

A: Whose photo is this?

B: This is my **brother's family**. His wife's name is **Mary** and **these are her parents**.

A: How old **are their boys**?

B. They are **four** and **ten**.

A. What a beautiful family!



Unit 23 - Slide 11

## Listen and repeat.

1. /w/	2. /z/	3. Challenge
way	his	
wife	was	
woman	cousin	
women	because	
was	zero	



A. The women were cousins.

B. His wife was with him.

Unit 23 - Slide 12

Listen and repeat.

A. —	B. — —	C. — — —
son	mother	grandmother
their	father	grandfather
its	brother	family
wife	daughter	grandchildren

Unit 23 - Slide 13

---

## The Birth of Jesus – Part 1

[Matthew 1:18-25](#), [Luke 1:26-35](#),  
[Isaiah 7:14](#)

This is the story of how  
Jesus was born.



Unit 23 - Slide 14

God sent his angel to earth.  
The angel went to a young  
woman named Mary.

Mary was a virgin.



Unit 23 - Slide 15

---

The angel said to Mary,  
"God is pleased with you.  
You will be the mother of a baby  
boy.  
The Holy Spirit will make this  
happen.



Unit 23 - Slide 16

“You will name the baby boy  
Jesus.”

Mary was happy. God was  
pleased with her.



Unit 23 - Slide 17

---

A man named Joseph  
planned to marry Mary.  
But then Joseph found  
out she was going to  
have a baby. He thought  
that they should not get  
married.



Unit 23 - Slide 18

So, God's angel went to Joseph. He said:  
"Joseph, do not be afraid to take Mary as your wife. She will have a baby by the power of the Holy Spirit.



You will name the boy 'Jesus.' He will save the people from their sins."

Unit 23 - Slide 19

---

Joseph did what the angel told him.  
This all happened as God said it would in the Bible.



Unit 23 - Slide 20

Many years before this, a prophet of God said, "A virgin will have a baby boy. His name will be Immanuel." This means "God is with us." Immanuel is also a name for Jesus.



Unit 23 - Slide 21

---

## Answer the questions

1. What did the angel tell Mary?
2. What did the angel tell Joseph?
3. What do you think it means that "God is with us"?
4. Do you think God is with you?



Unit 23 - Slide 22

Listen and write one word per line.

1.
2.
3.
4.
5.
6.
7.

way	his
wife	was
woman	with
son	women
husband	mother's
brother	because
father	zero

Unit 23 - Slide 23


---

Ask about your partner's family.

Questions	Answers
1. Do you have a sister or a brother?	I have a sister but not a brother.
2. How many _____	
3. Who is your _____	
4. What is _____	
5. Do you have any _____	
6. Do your _____	
7. Whose _____	

Unit 23 - Slide 24

Who is Joe's father? His father is John.



Unit 23 - Slide 25



## 7. Song

### He Has the Whole World in His Hands

He has the whole world in his hands. (x4)

He has the little tiny baby in his hands. (x3)

He has you and me brother in his hands. (x3)

He has you and me sister in his hands. (x3)

He has the whole world in his hands.

He has \_\_\_ and \_\_\_ in his hands.



Unit 23 - Slide 26













# 1 & 2 Homework

1. Read the next lesson's Bible verses: Luke [2:6-20](#) in your language.
2. Write about Matthew [1:18-25](#) in your own words. You may use *woman, wife, husband, son, her, his* and more.

- A. Mary was a woman.
- B.
- C.
- D.
- E.
- F.

Unit 23 - Slide 27

## 3. Write the words for each picture.

1 	2 	3 	4 	5 	6 
a mother					
mothers					
7 	8 	9 	10 	11 	12 

Unit 23 - Slide 28

## 4. Mark the /z/ and /w/ sounds. Then write and say the sentences

A. His name is Abe.	
B. Jesus is the way to the Father.	
C. Say the numbers from zero to 10.	
D. The woman was his wife.	
E. Mary was a virgin.	
F. I am his cousin.	

Unit 23 - Slide 29

---

## 5. Homework

Put the sentences in order from 1-6 from the story of Mary and the angel.



- The angel told Mary she would have a baby.
- An angel told Joseph, "Do not be afraid."
- 1 An angel came to Mary.
- Joseph married Mary.
- Joseph found out that Mary was going to have a baby.
- Mary was happy that God was pleased with her.

Unit 23 - Slide 30

## 6. Homework – Choose 1 Verse to Memorize

**A**

Mary said, "I am the Lord's servant. Let this thing you have said happen to me!" Then the angel went away.

[Luke 1:38](#) ERV

**B**

"The virgin will be pregnant and will give birth to a son. They will name him Immanuel." (Immanuel means "God with us.")

[Matthew 1:23](#) ERV

Unit 23 - Slide 31

---

## 6. Homework – Choose 1 Verse to Memorize

**C**

"She will give birth to a son. You will name him Jesus. Give him that name because he will save his people from their sins."

[Matthew 1:21](#) ERV



Unit 23 - Slide 32

## 7. Homework

grandfather

father

mother

daughters

sons

family

- A. My grandmother and \_\_\_\_\_ had two sons.  
B. Their oldest son is my \_\_\_\_\_.  
C. My father and \_\_\_\_\_ had two daughters.  
D. There are 5 people in my \_\_\_\_\_.  
E. My boys are my \_\_\_\_\_.  
F. My girls are my \_\_\_\_\_.



Unit 23 - Slide 33

## 8. Homework

1. Is the baby a son or a daughter?
2. When was he born?
3. What is his name?
4. How much does he weigh?
5. How do you celebrate new babies in your country?



Unit 23 - Slide 34

9. Homework: Share a family photo with your teacher and write 10 sentences about it.



Unit 23 - Slide 35

---

## 10. Homework - Now I Can...

- I can talk about families.
- I can understand, say, read, and write the 12 vocabulary words.
- I can use possessive pronouns and apostrophe S.
- I know Jesus is the son of God born to Mary.

Unit 23 - Slide 36

# Lesson A1-24



Unit 24 - Slide 03



Unit 24 - Slide 04

## Listen and repeat.

<p><b>1</b></p> 	<p><b>2</b></p> 	<p><b>3</b></p> 	<p><b>4</b></p> 
<p>a baby</p>	<p>a barn</p>	<p>a cloth</p>	<p>an angel</p>
<p>babies</p>	<p>barns</p>	<p>cloths</p>	<p>angels</p>

Unit 24 - Slide 05

## Listen and repeat.

<p><b>5</b></p> 	<p><b>6</b></p> 	<p><b>7</b></p> 	<p><b>8</b></p> 
<p>percent</p>	<p>afraid</p>	<p>peaceful</p>	<p>to pay</p>
<p>I got 100% correct!</p>	<p>Don't be afraid</p>	<p>He feels peaceful.</p>	<p>He pays for gifts.</p>

Unit 24 - Slide 06

## Listen and repeat.

<p><b>9</b></p> 	<p><b>10</b></p> 	<p><b>11</b></p> 	<p><b>12</b></p> 
to wrap	A little	A few	A lot
She wraps the baby in cloth.	I have a little water.	I have a few friends.	I have a lot of friends.

24-07

---

## Listen and repeat.

<b>10</b>	<b>20</b>	<b>30</b>	<b>40</b>	<b>50</b>	<b>60</b>	<b>70</b>	<b>80</b>	<b>90</b>	<b>100</b>
<b>11</b>	<b>21</b>	<b>31</b>	<b>41</b>	<b>51</b>	<b>61</b>	<b>71</b>	<b>81</b>	<b>91</b>	
<b>12</b>	<b>22</b>	<b>32</b>	<b>42</b>	<b>52</b>	<b>62</b>	<b>72</b>	<b>82</b>	<b>92</b>	
<b>13</b>	<b>23</b>	<b>33</b>	<b>43</b>	<b>53</b>	<b>63</b>	<b>73</b>	<b>83</b>	<b>93</b>	
<b>14</b>	<b>24</b>	<b>34</b>	<b>44</b>	<b>54</b>	<b>64</b>	<b>74</b>	<b>84</b>	<b>94</b>	
<b>15</b>	<b>25</b>	<b>35</b>	<b>45</b>	<b>55</b>	<b>65</b>	<b>75</b>	<b>85</b>	<b>95</b>	
<b>16</b>	<b>26</b>	<b>36</b>	<b>46</b>	<b>56</b>	<b>66</b>	<b>76</b>	<b>86</b>	<b>96</b>	
<b>17</b>	<b>27</b>	<b>37</b>	<b>47</b>	<b>57</b>	<b>67</b>	<b>77</b>	<b>87</b>	<b>97</b>	
<b>18</b>	<b>28</b>	<b>38</b>	<b>48</b>	<b>58</b>	<b>68</b>	<b>78</b>	<b>88</b>	<b>98</b>	
<b>19</b>	<b>29</b>	<b>39</b>	<b>49</b>	<b>59</b>	<b>69</b>	<b>79</b>	<b>89</b>	<b>99</b>	

## Listen and repeat.

	Question ?	Answers
Non-count	How much...?	I have a lot of candy. I have a little rice. I have some coffee. I don't have much time.
Countable	How many...?	He sees a lot of angels. He has 7 children. She has a few babies. I have many barns.

Unit 24 - Slide 09

---

## Countable and Non-Countable Nouns.

Amount	Countable	Non-Countable
+++++++	They see <b>a lot of</b> angels.	He has <b>a lot of</b> coffee.
+++	They see <b>a few</b> angels.	He has <b>a little</b> coffee.
1	They see an angel.	---
0	They don't see <b>any</b> angels.	He doesn't have <b>any</b> coffee.

- A. How much coffee does he have?  
B. How many angels do they see?

Unit 24 - Slide 10

## Listen and repeat.

A: How old is your **sister**?  
B: **She** is **seventeen** years old.

A: How old is your **grandfather**?  
B: **He** is **seventy** years old.

A: Where were you born?  
B: I was born in **New York**.

A: When was your son born?  
B: He was born on **March 10, 2020**.



Unit 24 - Slide 11

---

## Listen and repeat.

A: How many **animals** do you have in your **barn**?  
B: We have **a lot of animals**, but **only a little food** for them.  
A: How much **food** do you need?  
B: We have **10 vegetables in the boxes** but we need **100**.  
A. I can give you some more **vegetables**. I have a few at home.  
B. Thank you!



Unit 24 - Slide 12

## Listen and repeat.

1. /v/	2. /ks/	3. Challenge
vegetables	six	
eleven	axe	
twelve	sex	
seven	box	

- A. She has six boxes.  
B. We like vegetables very much.

Unit 24 - Slide 13

---

## Listen and repeat.

A. —	B. —	C. —
few	peaceful	a lot
wrap	little	percent
cloth	baby	afraid
barn	angel	fifteen

Unit 24 - Slide 14

## The Birth of Jesus – Part 2 [Luke 2:6-20](#)

The time came for Mary to have her baby. Joseph and Mary were in Bethlehem. There was no room for them to stay in. So, they stayed in a barn.



At that time, Mary had her baby, Jesus. She wrapped him in pieces of cloth. She put him in a box for feeding the animals.

Unit 24 - Slide 15

---

Near Bethlehem, some shepherds were taking care of sheep at night. An angel from God came to the shepherds. Then there was a bright light.



The angel said, "Don't be afraid. I have good news for you. This news will make all people very happy. Today your Savior was born. He is Jesus Christ the Lord."

Unit 24 - Slide 16

Then many angels came. They said, "Praise God in heaven. Peace on earth to all people." Then the angels left the shepherds.




The shepherds left their sheep and ran to find Jesus. They found him in Bethlehem. He was lying in a feeding box. All things the angel said were true.

Unit 24 - Slide 17

---


The shepherds went back to their sheep. They told everyone about Jesus. They praised God for everything they heard and saw. They were thankful God let them see the Savior, Christ the Lord.



Unit 24 - Slide 18

## Answer the questions

1. What did the angel tell the shepherds?
2. What did the shepherds tell everyone?
3. Why did God send angels to the shepherds?
4. What does this good news mean to you?



Unit 24 - Slide 19

## Listen and fill in the blanks.

stove

wrap

vegetables

six

weeks

box

gave

twelve

seven

many



I got a big gift **A**\_\_\_\_\_ from my mother **B**\_\_\_\_\_ weeks ago. It had **C**\_\_\_\_\_ things in it. There were some fresh **D**\_\_\_\_\_, seven books, and **E**\_\_\_\_\_ new wash cloths.

I cooked the vegetables on the **F**\_\_\_\_\_, and wrapped the books and cloths. Then I called my friends and invited them to a party. We ate the food and I **G**\_\_\_\_\_ them the books and wash cloths. They liked the gifts!

Unit 24 - Slide 20

Write questions and ask your partner.

Questions	Answers
1. How much rice do you have?	I have a lot of rice.
2. How many _____	
3. How much _____	
4. Do you have a lot of _____	
5. Do you have a few _____	
6. Do you have a little _____	
7. Do you have many _____	

Unit 24 - Slide 21

**A. How much?**

Ask and Answer

**B. How many?**



Unit 24 - Slide 22

Say and write the missing numbers.

1	2	3		5		7	8		10
11	12		14		16			19	20
21		23		25			28		30
	32		34		36	37		39	
	42			45		47			50
51		53	54		56		58		60
	62			65	66	67			70
71	72	73			76			79	80
	82		84	85			88	89	
91			94			97		99	100

Unit 24 - Slide 23

---

## Game – Countable/Uncountable



Unit 24 - Slide 24













# 1 & 2 Homework

1. Read the next lesson's Bible verses: [Matthew 3:13-17](#), [John 1:29-34](#).
2. How much do you pay for...?
  - A. I pay \$3.00 for two boxes of tea.
  - B. water
  - C. stamps
  - D. phone data
  - E. coffee
  - F. rice

Unit 24 - Slide 25

---

## 3. Write the words for each picture.

1 	2 	3 	4 	5 	6 
a cloth					
cloths					
7 	8 	9 	10 	11 	12 

Unit 24 - Slide 26

4. Mark the /v/ and /ks/ sounds. Then write and say the sentences.

A. She eats a box of vegetables.	
B. Jesus is our Savior.	
C. I have six friends.	
D. The axe is in the barn.	
E. I got twelve percent on the test.	
F. We do not know the sex of the baby.	

Unit 24 - Slide 27

---

## 5. Homework

Put the sentences in order from 1-6 from the story of The Birth of Jesus



- The shepherds told everyone about Jesus being our Savior.
- The baby Jesus was born.
- Many angels appeared to the shepherds.
- Jesus was wrapped in pieces of cloth and placed in a box.
- Mary and Joseph stayed in a barn.
- An angel told shepherds the good news about Jesus our Savior.

Unit 24 - Slide 28

## 6. Homework – Choose 1 Verse to Memorize

**A**

"I have good news for you. This news will make all people very happy. Today your Savior was born. He is Jesus Christ the Lord."

[Luke 2:10-11](#) ERV

**B**

"He sent me to free those who have been treated badly and to announce that the time has come for the Lord to show his kindness."

Luke [4:18-19](#) ERV

Unit 24 - Slide 29

---

## 6. Homework – Choose 1 Verse to Memorize

**C**

"I was born for this: to tell people about the truth. That is why I came into the world. And everyone who belongs to the truth listens to me."

[John 18:37](#) ERV



Unit 24 - Slide 30

## 7. Homework

how much

how many

a few

a lot

- A. Do you know \_\_\_\_\_ babies are in the church today?
- B. He has \_\_\_\_\_ of friends.
- C. \_\_\_\_\_ money is on the table?
- D. \_\_\_\_\_ shepherds saw Jesus?
- E. \_\_\_\_\_ times do I have to tell you?
- F. I know \_\_\_\_\_ very peaceful people.

Unit 24 - Slide 31

---

## 8. Homework

- A. What will we do at church?
- B. How much time will you give?
- C. When is the party?
- D. How many volunteers are needed?
- E. How do you celebrate holidays?



**Please join us at church for a Christmas wrapping party!**

**We will wrap many gifts to give to children in our city. Please give 60 minutes of your time to wrap boxes. You can also drink some tea and eat a few cookies. We need at least 35 volunteers on December 19 at 6:30 PM. Bring some friends and celebrate the birth of Jesus!**

Unit 24 - Slide 32

## 9. Homework – Write your answers

How do people in your country...?

- A. dress babies?
- B. celebrate Christmas?
- C. wrap gifts?
- D. use barns?
- E. make cloth?



Unit 24 - Slide 33

---

## 10. Write and say the numbers.

11									
									100

Unit 24 - Slide 34

## 11. Homework - Now I Can...


- ❑ I can say and understand the numbers 1-100.
- ❑ I can ask and answer "how many?" and "how much?"
- ❑ I understand countable and non-countable nouns.
- ❑ I understand the reason for the birth of Jesus and the good news.

Unit 24 - Slide 35

---

## Lesson A1-25

What does he do every day?



Unit 25 - Slide 03

1. wakes up    2. shaves    4. goes to work    5. works    6. eats



3. gets dressed

8. exercises



10. makes dinner



12. sleeps



7. shops

9. showers

11. watches TV

Unit 25 - Slide 04

## Listen and repeat.

<p><b>1</b></p> 	<p><b>2</b></p> 	<p><b>3</b></p> 	<p><b>4</b></p> 
<p>to brush</p>	<p>to watch</p>	<p>to work</p>	<p>to sleep</p>
<p>I brush my teeth.</p>	<p>They watch television.</p>	<p>He works every day.</p>	<p>He sleeps at night.</p>





Unit 25 - Slide 05

## Listen and repeat.

<p><b>5</b></p> 	<p><b>6</b></p> 	<p><b>7</b></p> 	<p><b>8</b></p> 
<p>to wake up</p>	<p>to do</p>	<p>to make</p>	<p>a garage</p>
<p>She wakes up at 6:00.</p>	<p>I do my homework.</p>	<p>She makes breakfast.</p>	<p>garages</p>

Unit 25 - Slide 06

## Listen and repeat.

<p><b>9</b></p> 	<p><b>10</b></p> 	<p><b>11</b></p> 	<p><b>12</b></p> 
<p>a tooth</p>	<p>a television (TV)</p>	<p>loud</p>	<p>quiet</p>
<p>teeth</p>	<p>televisions (TVs)</p>	<p>The TV is loud.</p>	<p>Please be quiet.</p>

Unit 25 - Slide 07

# Simple Present Tense

Subject	Verb
I You We They The kids	wake up make breakfast work brush watch TV
He She It John The boy	wakes up makes breakfast works brushes watches TV

Unit 25 - Slide 08

---

# 3rd Person Present Irregular Verbs

Subject	Verb
I You We They	have lunch do homework go to bed.
He She It John The girl	<b>has</b> lunch. <b>does</b> homework. <b>goes</b> to bed.

Unit 25 - Slide 09

# Make and Do

Verb	Word partners	Sentences
<b>Do</b>	Dishes Laundry Work Homework	We do dishes. She does laundry. He does good work. You do homework.
<b>Make</b>	Types of food Types of drinks Mistakes Money	He makes lunch. I make rice. She makes coffee. I make tea. We make mistakes. They make money.

Unit 25 - Slide 10

---

## Listen and repeat

A: What do you do first every morning?

B: I **wake up** and **eat**.

A: What do you do next?

B: I **brush my teeth**.

A: What do you do next?

B: I **go to work**.

A: Me, too!



Unit 25 - Slide 11

## Listen and repeat.

A: What does your friend do every night?

B: She **does her homework**.

A: What does she do next?

B: She **watches television**.

A: What does she do next?

B: She **goes to sleep**.



Unit 25 - Slide 12

---

## Listen and repeat.

<b>/kw/</b>	<b>/zh/</b>	<b>Challenge</b>
quit	usual	
queen	measure	
quietly	television	
quickly	Asia	
quiet	garage	

A. The queen quit quickly.

B. I measure the Asian television.

Unit 25 - Slide 13

# Listen and repeat.

A. —	B. —	C. —
does	brushes	garage
goes	watches	TV
brush	quiet	a friend
watch	listen	a tooth

Unit 25 - Slide 14

---

## Jesus is Baptized

Matthew [3:13-17](#)

John [1:29-34](#)



Jesus grew up and became a man. He lived quietly with Mary and Joseph. The time came for Jesus to begin His work on earth. He was about thirty years old.

Unit 25 - Slide 15

One day, Jesus went to see John the Baptist. John was preaching by a river. John baptized people with water who repented of their sins and turned to God. John saw Jesus coming.

John said, "Here is the Lamb of God. He will take away the sins of all people. He is greater than I am. He was with God before I was born."



Unit 25 - Slide 16

---

Jesus wanted John to baptize him. But John did not want to baptize Jesus because John knew that Jesus was the Son of God.

But Jesus said to John, "Please baptize me now. We must do what is right." Then John baptized Jesus.



Unit 25 - Slide 17

Jesus came up quickly from the water. Then the heavens opened. The Spirit of God came down on Jesus. The Spirit looked like a dove.



Then the voice of God came from heaven: "This is my Son. I love him very much. I am very pleased with him."

Unit 25 - Slide 18

---

## Answer the questions

1. What did John the Baptist say about Jesus?
2. What did the Spirit of God look like?
3. What did the voice of God from heaven say about Jesus?
4. Were you baptized?



Unit 25 - Slide 19

## Listen and fill in the blanks.

garage   quiet   queen   televisions   usually  
 Asia   quit   quick   quietly   quickly

Attention all neighbors. Please be **1**\_\_\_\_  
 when you leave the **2**\_\_\_\_ at night. People  
 need to sleep. They are **3**\_\_\_\_ to complain  
 when it is loud. Also, please keep your dogs,  
**4**\_\_\_\_, and music quiet. Please close your  
 door **5**\_\_\_\_ and **6**\_\_\_\_ when you come home.  
 We know most of you are **7**\_\_\_\_ polite and  
 quiet. Thank you!



Unit 25 - Slide 20

## Ask questions of your partner.

Questions	Answers
1. Does your brother have a TV?	Yes, he has a TV.
2. Does your teacher have _____	
3. Does your friend go _____	
4. _____ do you _____	
5. _____ television	
6. _____ make _____	
7. _____ quiet or loud	

Unit 25 - Slide 21

What does she do every day?

shower

eat

work

go to work

wake up



1.



2.



3.



4.



5.

Unit 25 - Slide 22

What does she do every day?

brush

watch

shop

exercise



1.



2.



3.



4.

Unit 25 - Slide 23



## Every Day Song

Every day, I wake up and eat.  
I do the dishes  
And I brush my teeth.  
I work and study  
And I go to sleep.  
And Jesus is here with me.

Every day, she wakeses up and eatss.  
She does the dishes  
And she brusheses her teeth  
She workss and studieses  
And she goes to sleep  
And Jesus is here with her.

Every day, he wakess up and eatss.  
He does the dishes  
And he brusheses his teeth.  
He workss and studieses  
And he goes to sleep.  
And Jesus is here with him.

Every day, we wake up and eat.  
We do the dishes  
And we brush our teeth.  
We work and study  
And we go to sleep  
And Jesus is here with us.

Unit 25 - Slide 24



## 1 & 2 Homework

1. Read the next lesson's Bible passage Mark [1:29-45](#); [2:1-12](#) in your first language.
2. Write sentences about the first five things you do each day.
  - A. I wake up.
  - B.
  - C.
  - D.
  - E.
  - F.

Unit 25 - Slide 25

### 3. Write the words for each picture.

1 	2 	3 	4 	5 	6 
a tooth					
teeth					
7 	8 	9 	10 	11 	12 

Unit 25 - Slide 26

### 4. Mark the /zh/ and /kw/ sounds. Then write and say the sentences

A. The <u>q</u> ueen eats toast and jam.	
B. The boy runs home quickly.	
C. She is speaking quietly.	
D. My car is in the <u>g</u> arage.	
E. He watches television.	
F. He can measure with a ruler.	

Unit 25 - Slide 27

## 5. Homework

Fill in the blanks from the Bible story.

1. Jesus was \_\_\_\_\_ years old when he started his work on earth.
2. John did not want to \_\_\_\_\_ Jesus.
3. The Spirit of God \_\_\_\_\_ on Jesus.
4. The Spirit looked like a \_\_\_\_\_.
5. God said, "This is my \_\_\_\_\_. I \_\_\_\_\_ him very much. I am very \_\_\_\_\_ with him."

Unit 25 - Slide 28

---

## 6. Homework – Choose 1 Verse to Memorize

**A**

Jesus answered, "Let it be this way for now. We should do whatever God says is right." [Matthew 3:15](#) ERV

**B**

The next day John saw Jesus coming towards him and said, "Look, the Lamb of God. He takes away the sins of the World." [John 1:29](#) ERV



Unit 25 - Slide 29

## 6. Homework – Choose 1 Verse to Memorize

**C**

I saw the Spirit come down from heaven like a dove and rest on this man. So this is what I tell people: 'He is the Son of God.'

[John 1:33-34](#) ERV



Unit 25 - Slide 30

## 7. Homework

loves

comes

takes

baptizes

preaches



- A. John said, "Look, the Lamb of God. He \_\_\_\_\_ away the sins of the world."
- B. Jesus \_\_\_\_\_ up quickly out of the river.
- C. A dove \_\_\_\_\_ down on Jesus.
- D. John \_\_\_\_\_ by the river.
- E. God \_\_\_\_\_ Jesus

Unit 25 - Slide 31

## 8. Homework

- A. What can they clean?
- B. What do they wash?
- C. What else can they do?
- D. What is the name of the company?
- E. Do you like to clean?
- F. What do you like to do?

**Quick Cleaning Service**  
**555-342-5679**



We can clean your house and garage. We wash floors, windows, and more. We also do laundry, do shopping, and do dishes. Call us today!

Unit 25 - Slide 32

- 
9. Write at least 6 sentences about the baptism of Jesus.  
Or write about the baptism of someone you know.



Unit 25 - Slide 33

## 10. Homework - Now I Can...


- I can talk about my daily routines.
- I can understand, say, read, and write the 12 vocabulary words.
- I can use the 3<sup>rd</sup> person **S** and **has, does, goes**.
- I know that Jesus is God's son.

Unit 25 - Slide 34

---

## Lesson A1-26

### What do you see?



Unit 26 - Slide 03

1. He plays guitar.



2. She thinks.



3. She rests.



4. He cleans.



5. They feel well.



6. He picks up a sock.



7. She feels sick.


Unit 26 - Slide 04

## Listen and repeat.

<p>1</p> 	<p>2</p> 	<p>3</p> 	<p>4</p> 
<p>a house</p>	<p>candy</p>	<p>to heal</p>	<p>to forgive</p>
<p>houses</p>		<p>Jesus heals a man.</p>	<p>I forgive you.</p>





Unit 26 - Slide 05

## Listen and repeat.

<p><b>5</b></p> 	<p><b>6</b></p> 	<p><b>7</b></p> 	<p><b>8</b></p> 
<p>to clean</p>	<p>to pick up</p>	<p>to rest</p>	<p>to think</p>
<p>I clean the house.</p>	<p>I pick up the box.</p>	<p>I rest on Sundays.</p>	<p>She thinks.</p>

Unit 26 - Slide 06

## Listen and repeat.

<p><b>9</b></p> 	<p><b>10</b></p> 	<p><b>11</b></p> 	<p><b>12</b></p> 
<p>fast</p>	<p>slow</p>	<p>sick</p>	<p>well</p>
<p>The rabbit is fast.</p>	<p>The turtle is slow.</p>	<p>He is sick.</p>	<p>She is well.</p>

Unit 26 - Slide 07

## Listen and repeat.

Do/Does	Subject	Verb	Positive Answer	Negative Answer
Do	I you we they	rest?	Yes, you do. Yes, I do. Yes, we do. Yes, they do.	No, you don't. No, I don't. No, we don't. No, they don't.
Does	he she it	clean?	Yes, he does. Yes, she does. Yes, it does.	No, he doesn't. No, she doesn't. No, it doesn't.

Unit 26 - Slide 08

---

## Listen and repeat.

A: I like to **clean** on Mondays. Do you like to **clean the house**?

B: No, I don't. But I do it anyway! When do you **rest**?

A: I like to **rest** on Sundays. Do you **pick up the kids from school** today?

B: Yes, I do. I **pick up the kids** at 3:15 PM every weekday.

Unit 26 - Slide 09

## Listen and repeat.



1. /s/	2. /th/ unvoiced	3. Challenge
sleep	thirsty	
slow	Thursday	
slip	thank	
sleepy	think	
slave	thirty-three	

- A. Does he sleep until 3:30 on Thursdays?  
 B. Do you feel sleepy or thirsty?  
 C. Slow down! Don't slip on the wet floor!

Unit 26 - Slide 10


## Listen and repeat.

A. —	B. —	C. —
sick	brushes	forgive
well	candy	afraid
heal	doesn't	because
house	Jesus	about

Unit 26 - Slide 11

# Jesus Healed Many People

Mark [1:29-45](#); [2:1-12](#)



Jesus loves people and wants to help them. One way he helped people was to heal them. Jesus healed many sick people.


Unit 26 - Slide 12

---

One day, a woman was sick with a fever. She was so sick she could not leave her bed. Jesus went to her. He took her hand and helped her to get up. The fever stopped. Jesus made the woman well again.



Unit 26 - Slide 13




That night, many sick people came to Jesus. These people had many kinds of diseases. Jesus healed them.

Unit 26 - Slide 14

---

One day, a man with a bad disease came to Jesus. He kneeled in front of Jesus. He said, "Lord, I know You can heal me." Jesus was sorry for the man, so Jesus healed him. The bad disease was gone.



Unit 26 - Slide 15

Later, Jesus was in another city. He was preaching in a house. In the house were many people. Four men brought a man who could not walk. They could not get into the house, so they went on the roof of the house. They made a hole in the roof.




Unit 26 - Slide 16

---

The sick man was lying on a mat. They let him down through the roof into the house to the place where Jesus was.

Jesus was happy that these men believed in him. He said to the sick man, "I forgive your sins."



Unit 26 - Slide 17

Some religious leaders were there. They thought, "Only God can forgive sins."

Jesus knew what they were thinking, so he said to them, "Why do you think this? I healed this man so you will know I can forgive sins."



Unit 26 - Slide 18

---

Then Jesus said to the sick man, "Get up. Pick up your mat and walk." The man stood up and walked out of the house. All the people were surprised. They thanked God.



Unit 26 - Slide 19

## Answer the questions

1. How did Jesus help people?
2. Why did the men make a hole in the roof?
3. What did Jesus do for the man who could not walk?
4. How has Jesus helped you or your friends?



Unit 26 - Slide 20

Listen and fill in the blanks.



sleep

slip

slow

south

sleeps

north

think

sleepy

three

thank

May I have your attention, please. We have a bad problem at work. Sometimes the workers **1**\_\_\_\_\_ at work! **2**\_\_\_\_\_ workers fell asleep in the **3**\_\_\_\_\_ office last night. One worker sometimes **4**\_\_\_\_\_ in the **5**\_\_\_\_\_ office. If you feel **6**\_\_\_\_\_ you should go home. Please rest at home so you can be fast at work. We do not pay you to rest. We pay you to work! Please **7**\_\_\_\_\_ about this. We forgive these workers, but if it happens again, they can lose their jobs. **8**\_\_\_\_\_ you.

Unit 26 - Slide 21

Describe pictures with questions and negatives.



Unit 26 - Slide 22

Talk about the pictures.

Ask, "Do/Does..." questions.



Unit 26 - Slide 23

# Game – Charades

Act out the vocabulary words.



Unit 26 - Slide 24

---

## 1 & 2 Homework

1. Read the next lesson's Bible verses: [Mark 8:31-38](#); [9:30-32](#); [10:32-34](#) in your language.
2. Write about 5 activities you do or don't do every day.
  - A. I don't wake up at 6:00 every morning.
  - B.
  - C.
  - D.
  - E.
  - F.

Unit 26 - Slide 25

### 3. Write the words.

1 	2 	3 	4 	5 	6 
a house					
houses					
7 	8 	9 	10 	11 	12 

Unit 26 - Slide 26

### 4. Mark the /sl/ and unvoiced /th/ sounds. Then write and say the sentences.

A. Joseph was a <u>sl</u> ave.	
B. Please slow down and don't slip.	
C. I <u>th</u> ink she leaves at 3:30.	
D. Do you sleep late on Thursday?	
E. Thank you for thinking of me!	
F. The Earth turns slowly.	

Unit 26 - Slide 27

## 5. Homework

Fill in the blanks for the Bible story.



1. Jesus \_\_\_\_\_ a woman who was sick with a fever.
2. A man with a bad disease \_\_\_\_\_ in front of Jesus.
3. They could not get into the house, so they \_\_\_\_\_ a hole in the roof.
4. Jesus said "Get up. \_\_\_\_\_ up your mat and walk."
5. After the man was healed, the people were surprised and \_\_\_\_\_ God.

Unit 26 - Slide 28

---

## 6. Homework – Choose 1 Verse to Memorize

**A**

Jesus healed many of those who had different kinds of sicknesses. [Mark 1:34](#) ERV

**B**

The next morning Jesus woke up very early. He left the house while it was still dark and went to a place where he could be alone and pray. [Mark 1:35](#) ERV



Unit 26 - Slide 29

## 6. Homework – Choose 1 Verse to Memorize

**C**

When Jesus saw how much faith they had, he said to the paralyzed man, “Young man, your sins are forgiven.”

[Mark 2:5](#) ERV



Unit 26 - Slide 30

## 7. Homework

Complete the questions and answers.

	Do/Does				Yes/No		do/don't does/doesn't
1	Does	she	like	to rest?	Yes	she	does.
2		you	feel	sick?			
3		we	think	in English?			
4		they	forgive	me?			
5		it	run	fast?			
6		I	clean	the house?			
7		he	pick up	some candy?			
8		Jesus	heal	people?			

Unit 26 - Slide 31

## 8. Homework

- A. What is the product?
- B. What does it do?
- C. How much does it cost?
- D. What do you do when you have a fever?

***Fever-Gone is a new medicine to heal fevers.***

***Fever-Gone***

**The best medicine for a fever!  
Now on sale for only \$39.99.  
Feel better with Fever-Gone!**



Unit 26 - Slide 32

---

## 9. Homework

Write about a time you or someone else was sick and got well. What helped you heal?



Unit 26 - Slide 33

## 10. Homework - Now I Can...

- I can use **do** and **don't**.
- I can understand, say, read, and write the 12 vocabulary words.
- I can talk about common activities.
- I know that Jesus healed many people.

Unit 26 - Slide 34

---

## Lesson A1-27 What do you see?



Unit 27 - Slide 03

# What do you see?







Unit 27 - Slide 04

# Listen and repeat.

<p><b>1</b></p> 	<p><b>2</b></p> 	<p><b>3</b></p> 	<p><b>4</b></p> 
<p>to speak</p>	<p>to stop</p>	<p>to call</p>	<p>to text</p>
<p>He always speaks English.</p>	<p>I never stop praying.</p>	<p>He usually calls on Sundays.</p>	<p>We sometimes text.</p>

Unit 27 - Slide 05

## Listen and repeat.

<p><b>5</b></p> 	<p><b>6</b></p> 	<p><b>7</b></p> 	<p><b>8</b></p> 
<p>to type</p>	<p>to ask</p>	<p>a video</p>	<p>social media</p>
<p>We type our homework.</p>	<p>She always asks good questions.</p>	<p>videos</p>	

Unit 27 - Slide 06

## Listen and repeat.

<p><b>9</b></p> 	<p><b>10</b></p> 	<p><b>11</b></p> 	<p><b>12</b></p> 
<p>the news</p>	<p>a radio</p>	<p>a letter</p>	<p>a newspaper</p>
	<p>radios</p>	<p>letters</p>	<p>newspapers</p>

Unit 27 - Slide 07

## Listen and repeat.

Adverb	Frequency	Sentence
Always	100%	I always enjoy coffee.
Sometimes	50%	He sometimes writes letters.
Never	0%	She never watches the news on TV.

A. **How often** do you listen to the radio?

B. I **always** listen to the radio when I drive to work.



Unit 27 - Slide 08

## Listen and repeat

A: How often does **Joe** listen to the radio?

B: He **never** listens to the radio.

A: How often does **Sara** write letters?

B: She **always** writes letters.

A: How often do you text your friends?

B: I **sometimes** text my friends.

A: How often do you call your mother?

B: I **usually** call her two times a week.



Unit 27 - Slide 09

## Listen and repeat.

A: Hi! Can I ask you a question?

B: Sure!

A: Do you like to use social media?

B: No. I stopped using social media. Now I just speak to my friends or text them. How about you?

A: I always check Facebook to see videos and photos of my friends. But I usually get the news from the newspaper or TV.



Unit 27 - Slide 10

---

## Listen and repeat.

1. /Er/	2. /oi/	3. Challenge
ear	oil	
hear	point	
year	noise	
here	boy	
near	joy	

- A. The boy hears noise with his ears.
- B. Christ always brings joy here.

Unit 27 - Slide 11

Listen and repeat.

A. <u>        </u>	B. <u>        </u>	C. <u>        </u>
call	email	radio
text	letter	media
speak	better	beautiful
stop	sinner	family


Unit 27 - Slide 12

---

## Jesus Called Sinners to Repent - Mark [2:13-17](#)

One day, Jesus was by a lake. Many people came to hear him. He taught them about God.

Later Jesus walked by the lake. He saw a man named Levi. Levi worked as a tax collector. Jesus said to him, "Come follow me." Levi stood up and followed Jesus. He stopped being a tax collector.



Unit 27 - Slide 13

Jesus went to the house of Levi to eat. Many tax collectors and people who did not follow Jewish religious laws were there. They were some who followed Jesus.



Some Jewish religious leaders found Jesus at Levi's house. They saw Jesus eating with tax collectors and sinners. They were mad and asked, "Why does Jesus eat with these tax collectors? Why does He eat with sinners?"

Unit 27 - Slide 14

---

The leaders did not really care about the people.

Jesus heard them. He said to them, "People who are well do not need a doctor. Only people who are sick need a doctor."



Then Jesus said to them, "I did not come to call people who think they are good. I came to call sinners to come to God."

Unit 27 - Slide 15

## Answer the questions.

1. What did Jesus say to Levi?
2. Why were the religious leaders mad at Jesus?
3. What did Jesus say to them?
4. What is Jesus calling you to do?



Unit 27 - Slide 16

---

## Listen and fill in the blanks.

noise boy toilet call hears near coin  
speak toilets text here oil asked year



A three 1 old boy took a 2 from his bank and put it in the toilet. His mother heard the 3 and said, "Stop! Never put money in the 4 ! I will call your father at work and 5 to him. He'll be angry when he 6 what you did!" The boy said, "No, you can't 7 him." The mother 8 , "Why not?" The boy smiled and said, "Because I just put your phone in the toilet, too!"

Unit 27 - Slide 17

Write questions and ask your partner.

How often do you:	Answers
1. Text <i>your friends?</i>	I sometimes text my friends.
2. Call ____	
3. Email ____	
4. ____ videos	
5. Listen to ____	
6. ____ social media	
7. ____ the news	
8. ____ a letter	
9. Speak ____	

Unit 27 - Slide 18



Unit 27 - Slide 19



## Song: Jesus Always Loves Us

Sometimes I feel bad.  
Sometimes I feel shame.  
But Jesus always listens  
When I call his name.

Sometimes my life is hard.  
Sometimes the news is sad.  
But Jesus always helps me  
Through good times and bad.

Jesus always loves us.  
Jesus never leaves us.  
He comes to help the sinners.  
He forgives us and receives us.

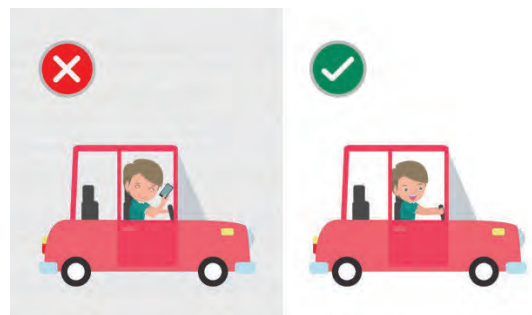
Unit 27 - Slide 20

---

## 1 & 2 Homework

1. Review the previous 6 lessons' Bible readings, in your language.
2. Write sentences about how you communicate and how often.

- A. I never text and drive.
- B.
- C.
- D.
- E.
- F.



Unit 27 - Slide 21

### 3. Write the words for each picture.

1		2		3		4		5		6	
	a video										
	videos										
7		8		9		10		11		12	

Unit 27 - Slide 22

### 4. Mark the /Er/ and /oi/ sounds. Then write and say the sentences.

A. I <u>hear</u> a <u>noise</u> when I type.	
B. Don't fear, I bring a message of joy!	
C. The noise is near her.	
D. Did you hear my voice message?	
E. This year will bring a lot of joy.	
F. A boy dropped a radio in the toilet.	
G. Do you live near here?	

Unit 27 - Slide 23

## 5. Homework

Put the sentences in order from 1-6 from the story of Jesus and Levi.



- Jesus ate at Levi's house with sinners.
- Jesus said that he came to call sinners to come to God.
- Jesus told Levi the tax collector to come follow him.
- Jesus was teaching by a lake.
- Levi stopped being a tax collector and followed Jesus.
- Jewish religious leaders asked why Jesus was eating with tax collectors.

Unit 27 - Slide 24

---

## 6. Homework – Memorize a Verse

Jesus was walking beside the lake, and he saw a man named Levi, son of Alphaeus. Levi was sitting at his place for collecting taxes. Jesus said to him, "Follow me." Then Levi stood up and followed Jesus.

[Mark 2:14](#) ERV

When Jesus heard this, he said to them, "It is the sick people who need a doctor, not those who are healthy. I did not come to invite good people. I came to invite sinners."

[Mark 2:17](#) ERV

Unit 27 - Slide 25

## 6. Homework – Choose 1 Verse to Memorize.

- C** “What you say in the dark will be told in the light. And what you whisper in a private room will be shouted from the top of the house.”

Luke [12:3](#) ERV



Unit 27 - Slide 26

---

## 7. Write sentences with the new words.

**type** **news** **calls** **stop** **always** **radio**  
**ask** **letters** **speak** **sometimes** **never** **text**

- A. I sometimes type letters to my grandmother.  
B.  
C.  
D.  
E.  
F.  
G.  
H.

Unit 27 - Slide 27

## 8. Homework

A. Where are the courses taught?

B. When do classes start?

C. What language is used?

D. How do you contact professors?



**Light  
University  
Online College  
Courses**

**Classes start  
September 15.**

- Attend classes anytime, by computer or smart phone
- Call, email, or text to get help from professors
- We are always open – 24 hours a day.
- Classes are taught in English
- Apply today. It's never too late to learn!

Unit 27 - Slide 28

---

## 9. Homework

Write an email or letter of at least 6 sentences in your first language, then in English. See example below.

Hi Naomi,

How are you? I am good. We sometimes see your pictures on social media. Your family looks happy. I want to speak with you soon. Can you please call or text me? I always think of you.

Take care,

Noah

Unit 27 - Slide 29

## 10. Homework - Now I Can...

- I can talk about communication and electronic devices.
- I can understand, say, read, and write the 12 vocabulary words.
- I can talk about the frequency of things happening.
- I understand that Jesus came for all sinners.

Unit 27 - Slide 30

---

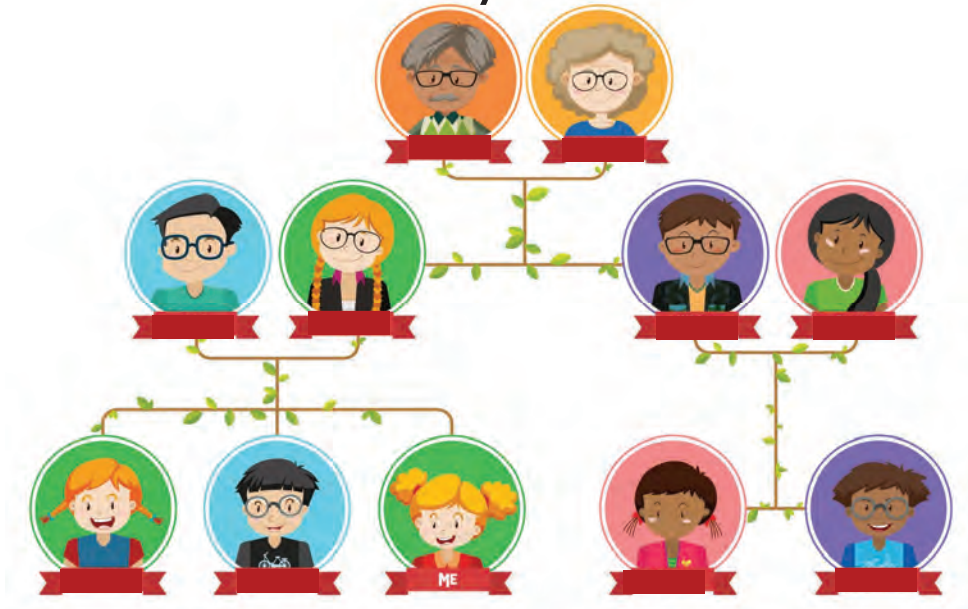
## Lesson A1-28

What do you see?



Unit 28 - Slide 04

What do you see?



Unit 28 - Slide 05

What do you see?



Unit 28 - Slide 06

# What does he do every day?




Unit 28 - Slide 07

# What do you see?



Unit 28 - Slide 08

# What do you see?



Unit 28 - Slide 09

## Listen and repeat.

Question ?		Affirmative +	Negative -
Do I	have ...? need...?	Yes, I have...	No, I don't have...
Do you		Yes, you need...	No, you don't need...
Do we		Yes, we buy...	No, we don't buy...
Do they		Yes, they sell...	No, they don't sell...
Does he	buy...?	Yes, he <b>has</b> ...	No, he <b>doesn't</b> have...
Does she	sell...?	Yes, he <b>needs</b> ...	No, he <b>doesn't</b> need...
Does it		Yes, she <b>buys</b> ...	No, she <b>doesn't</b> buy...
		Yes, it <b>sells</b> ...	No, it <b>doesn't</b> sell...

1. Do we have any rice? Yes, we have rice.
2. **Does** he sell seafood? Yes, but he **doesn't** sell meat.

Unit 28 - Slide 10

## Listen and repeat.



Subject Pronoun	Possessive Adjective	Sentence
I	my	I love my father.
you	your	You love your grandmother.
he	his	He loves his grandchildren.
she	her	She loves her husband.
it	its	It loves its bed.
we	our	We love our parents.
they	their	They love their brothers.



Unit 28 - Slide 11

We can use **'S** to show belonging.

"Of" Phrase	Apostrophe S
The wife of Joseph	Joseph's wife
The son of Mary	Mary's son
The father of Isaac	Isaac's father
The mother of the girl	The girl's mother

1. He is Sara's husband.
2. We are John's parents.
3. They are the boy's grandmothers.

Unit 28 - Slide 12

## Listen and repeat.

<b>10</b>	<b>20</b>	<b>30</b>	<b>40</b>	<b>50</b>	<b>60</b>	<b>70</b>	<b>80</b>	<b>90</b>	<b>100</b>
<b>11</b>	<b>21</b>	<b>31</b>	<b>41</b>	<b>51</b>	<b>61</b>	<b>71</b>	<b>81</b>	<b>91</b>	
<b>12</b>	<b>22</b>	<b>32</b>	<b>42</b>	<b>52</b>	<b>62</b>	<b>72</b>	<b>82</b>	<b>92</b>	
<b>13</b>	<b>23</b>	<b>33</b>	<b>43</b>	<b>53</b>	<b>63</b>	<b>73</b>	<b>83</b>	<b>93</b>	
<b>14</b>	<b>24</b>	<b>34</b>	<b>44</b>	<b>54</b>	<b>64</b>	<b>74</b>	<b>84</b>	<b>94</b>	
<b>15</b>	<b>25</b>	<b>35</b>	<b>45</b>	<b>55</b>	<b>65</b>	<b>75</b>	<b>85</b>	<b>95</b>	
<b>16</b>	<b>26</b>	<b>36</b>	<b>46</b>	<b>56</b>	<b>66</b>	<b>76</b>	<b>86</b>	<b>96</b>	
<b>17</b>	<b>27</b>	<b>37</b>	<b>47</b>	<b>57</b>	<b>67</b>	<b>77</b>	<b>87</b>	<b>97</b>	
<b>18</b>	<b>28</b>	<b>38</b>	<b>48</b>	<b>58</b>	<b>68</b>	<b>78</b>	<b>88</b>	<b>98</b>	
<b>19</b>	<b>29</b>	<b>39</b>	<b>49</b>	<b>59</b>	<b>69</b>	<b>79</b>	<b>89</b>	<b>99</b>	

Unit 28 - Slide 13

---

## Listen and repeat.

	<b>Question ?</b>	<b>Answers</b>
<b>Non-count</b>	How much...?	I have a lot of candy. I have a little rice. I have some coffee. I don't have much time.
<b>Countable</b>	How many...?	He sees a lot of angels. He has 7 children. She has a few babies. I have many barns.

Unit 28 - Slide 14

## Countable and Non-Countable Nouns.

Amount	Countable	Non-Countable
+++++++	They see <b>a lot of</b> angels.	He has <b>a lot of</b> coffee.
+++	They see <b>a few</b> angels.	He has <b>a little</b> coffee.
1	They see an angel.	---
0	They don't see <b>any</b> angels.	He doesn't have <b>any</b> coffee.

- A. How much coffee does he have?  
 B. How many angels do they see?

Unit 28 - Slide 15

---

## Simple Present Tense

Subject	Verb
I You We They The kids	wake up make breakfast work brush watch TV
He She It John The boy	wakes up makes breakfast works brushes watches TV

Unit 28 - Slide 16

## 3rd Person Present Irregular Verbs

Subject	Verb
I You We They	have lunch do homework go to bed.
He She It John The girl	<b>has</b> lunch. <b>does</b> homework. <b>goes</b> to bed.

Unit 28 - Slide 17

---

## Make and Do

Verb	Word partners	Sentences
<b>Do</b>	Dishes Laundry Work Homework	We do dishes. She does laundry. He does good work. You do homework.
<b>Make</b>	Types of food Types of drinks Mistakes Money	He makes lunch. I make rice. She makes coffee. I make tea. We make mistakes. They make money.

Unit 28 - Slide 18

## Listen and repeat.

Do/Does	Subject	Verb	Positive Answer	Negative Answer
Do	I you we they	rest?	Yes, you do. Yes, I do. Yes, we do. Yes, they do.	No, you don't. No, I don't. No, we don't. No, they don't.
Does	he she it	clean?	Yes, he does. Yes, she does. Yes, it does.	No, he doesn't. No, she doesn't. No, it doesn't.

Unit 28 - Slide 19

---

## Listen and repeat.

Adverb	Frequency	Sentence
Always	100%	I always enjoy coffee.
Sometimes	50%	He sometimes writes letters.
Never	0%	She never watches the news on TV.

A. **How often** do you listen to the radio?

B. I **always** listen to the radio when I drive to work.



Unit 28 - Slide 20

## Conversation Questions A

1. What do you like to eat?
2. What do you need from the store?
3. Tell me about your family. What are their names?
4. How old are they?
5. How much water do you drink?
6. When were you born? Where were you born?

Unit 28 - Slide 21

---

## Conversation Questions B

1. What 3 things do you do every morning?
2. What does your friend do at night?
3. When do you rest?
4. What do you like to clean? What **don't** you like to clean?
5. How often do you watch videos in English?
6. How often do you read the news?

Unit 28 - Slide 22

## Listen and repeat.

<b>1. /U/</b>	<b>2. /y/</b>	<b>3. /w/</b>
noodles	yeah	wife
food	yellow	women
<b>4. /z/</b>	<b>5. /v/</b>	<b>6. /ks/</b>
his	vegetables	six
zero	eleven	box

- A. We have six boxes of food.  
B. His wife has eleven yellow vegetables.

Unit 28 - Slide 23

---

## Listen and repeat.

<b>7. /kw/</b>	<b>8. /zh/</b>	<b>9. /th/ unvoiced</b>
quiet	garage	think
quickly	television	thanks
<b>10. /sl/</b>	<b>11. /Er/</b>	<b>12. /oi/</b>
sleep	year	boy
slave	ears	noise

- A. I don't like to sleep with the television on.  
B. I think the noise is in the garage.  
C. Every year goes by quickly.

Unit 28 - Slide 24

Say the word and the stress pattern.

A	B	C	D	E
—	— —	— —	— — —	— — —

1. vegetable
2. seafood
3. wives
4. family
5. a little
6. percent
7. goes
8. quiet
9. houses
10. forgive
11. radio
12. media

Unit 28 - Slide 25

---

## Answer the questions

1. Who did God say the new sacrifice would be made with?
2. How is the Messiah like a sheep?
3. Who will worship the Messiah?
4. What do you think about this Messiah?



Unit 28 - Slide 26

## Answer the questions

1. What did the angel tell Mary?
2. What did the angel tell Joseph?
3. What do you think it means that "God is with us"?
4. Do you think God is with you?



Unit 28 - Slide 27

---

## Answer the questions

1. What did the angel tell the shepherds?
2. What did the shepherds tell everyone?
3. Why did God send angels to the shepherds?
4. What does this good news mean to you?



Unit 28 - Slide 28

## Answer the questions

1. What did John the Baptist say about Jesus?
2. What did the Spirit of God look like?
3. What did the voice of God from heaven say about Jesus?
4. Were you baptized?



Unit 28 - Slide 29

---

## Answer the questions

1. How did Jesus help people?
2. Why did the men make a hole in the roof?
3. What did Jesus do for the man who could not walk?
4. How has Jesus helped you or your friends?



Unit 28 - Slide 30

## Answer the questions.

1. What did Jesus say to Levi?
2. Why were the religious leaders mad at Jesus?
3. What did Jesus say to them?
4. What is Jesus calling you to do?



Unit 28 - Slide 31

---

## Listen and write.

1.
2.
3.
4.
5.
6.
7.
8.
9.
10.
11.
12.

his	virgin
television	think
hello	boys
hear	wife
quiet	wives
help	wife's
sleep	toilet
thank	TV
noodles	quit
yellow	box

Unit 28 - Slide 32

## Songs – Listen and write.



1. He \_\_\_\_\_ the whole world in \_\_\_\_\_ hands.



2. Every day, I \_\_\_\_\_ up and eat. I do the dishes and I \_\_\_\_\_ my teeth. I work and study and I go to \_\_\_\_\_. And Jesus is here with me.



3. Sometimes I feel \_\_\_\_\_. Sometimes I feel shame. But Jesus \_\_\_\_\_ listens when I call his name.

Unit 28 - Slide 33

---

## First Review Quiz

Take the listening, speaking and writing quiz with your teacher.

Listen to the questions 1-7 and say your answers. Then look at the picture and write 3 sentences about it.

Unit 28 - Slide 34

## 1 & 2 Homework

1. Read the next lesson's Bible verses: [John 11:1-45](#) in your language.
2. Take the quiz at <https://bit.ly/quizA1-28> and write your score here \_\_\_\_

If your score is not good, practice more. Then take the quiz again, and write your new score here \_\_\_\_



Unit 28 - Slide 35

Quiz A1-28

---

## 3. Homework - Now I Can...

- I can ask and answer questions with [do/does](#).
- I can use possessive pronouns and apostrophe S.
- I can say and understand the numbers 1-100.
- I can ask and answer how many and how much.
- I can talk about routines and use the 3<sup>rd</sup> person S.
- I can talk about common activities with do/don't.

Unit 28 - Slide 36

## LOTW A1 Rubric for Listening, Speaking and Writing Quiz

Student Name: \_\_\_\_\_  
 Score for Listening, Speaking and Writing: Score for Multiple Choice Quiz: \_\_\_\_\_  
 Total Score: \_\_\_\_\_

Date: \_\_\_\_\_

Listening and speaking	Question	Good - 3 points Answer is correct, clear and complete.	Okay - 1 point Answer is correct, but unclear or incomplete.	Not acceptable - 0 points Answer is not correct.
<b>Examples:</b>	Are you an adult?	Yes, I am an adult.	Yes. <b>OR</b> Adult am.	
1.	What do you like to eat?			
2.	Tell me about your family. What are their names?			
3.	What are these numbers? 19, 87			
4.	How much water do you drink?			
5.	What do you do every day?			
6.	What don't you like to clean?			
7.	How often do you read the news?			
8.	Write 3 sentences about the theme picture.	<b>Good - 3 points</b> Answer is correct, clear and complete. Sentence begins with a capital letter and ends with punctuation.	<b>Okay - 1 point</b> Answer is correct, but incomplete. Sentence is missing capital letters or punctuation.	<b>Not acceptable - 0 points</b> Answer is not correct.
	<b>Examples:</b>	I see a family. This is a man. They are animals.	see family. This is man they are animals	
	Sentence 1.			
	Sentence 2.			
	Sentence 3.			
<b>Total Points out of 30</b>				

## Help us share the Light of the World!

Thank you for using our materials. If these lessons are a blessing to you, you may give or volunteer at **LightOfTheWorldLearning.org** to help others learn English through the Bible.

Contact us at: **Info@LOTWL.org**  
We would love to hear from you!



## Resources

Scan the QR code for lesson videos:

- Irregular Verb List: [bit.ly/ListVerbs](https://bit.ly/ListVerbs)
- Order Books: [bit.ly/BooksLOTW](https://bit.ly/BooksLOTW)
- Table of Contents: [bit.ly/TocLOTW](https://bit.ly/TocLOTW)
- Video Channel: [youtube.com/@LightOfTheWorldLearning](https://youtube.com/@LightOfTheWorldLearning)
- Vocabulary List: [bit.ly/VocabUS](https://bit.ly/VocabUS)
- Website: [LightOfTheWorldLearning.org](https://LightOfTheWorldLearning.org)



# Acknowledgements

We would like to thank the entire Light of the World volunteer team for their hard work and creativity in making this project possible. For all those around the world who prayed, wrote, edited, narrated, illustrated, sang, tested, and gave generously for this curriculum, we appreciate you sharing the love of Jesus through the gift of English. Our team members include:

Anonymous	Ellenor Gopal	Ward Lewis	Ashlyn Shrimplin
Jean Ato	Henrietta Grajcar	Cosette Lindsay	Leah Sprague
Bradley Baurain	Jill Gramzow	Johnny Lukashovich	Noah Staal
Ana Biederman	Tanya Griffin	Gail MacMillan	Macie Stuckman
Bob Biederman	Rachel Grijincu	Ivan Mader	Jia Le Su
Joshua Blake	Lauren Haines	Amy Martin	Carole Svensson
Rachael Braggs	Carol Hale	Diana Martz	Ellie Talalight
Hannah Brendel	Emily Hamilton	Hannah McMahan	Peter Talalight
Larry Buell	Jenny Hertel	Shelli McNutt	Weston Talalight
Cindy Campbell	Patty Hickman	Christy McPherson	Rachel Tamang
Christian Cha	Juliette Hyer	Tracy Meddaugh	Lorna Tatomir
Olivia Cheney	Lyudmila Ivanyuk	Barbara Newsome	Darrell Turner
Hannah Clark	Debbie Johnson	Brenda Nielsen	Leigha Wachter
Nancy Cobb	Carey Jo Johnston	Danielle Nowe	Joseph Waite
Emily Cox	Nancy Kingdon	Deborah O'Donnell	Hazel Walker
Marilyn Dano	Meilin Klingler	Evelyn Ocasio	Graham Whitmore
Hephzi Davidson	Dorothy Konadu	Georg Ort	Cheri Wilke
Susanna Diallo	Macy Lake	Martha Ort	Mackenzie Williams
Alyssa Dokolas	Martha Lane	Barb Park	Allison Wright
EasyReadEnglish.com	Audrey Larsen	Deb Payne	Tiffany Yeh
Don Edic	Aden Lewis	Linda Petrie	Muchun Yin
Peggy Fergus	Bruce Lewis	Joan Phelps	Ted York
MaryBeth Gahan	Elena Lewis	Megan Rahn	Tai Lee Young
Melina Gallo	James Lewis	Sara Scazzero	Abigail Zawisza
Alicia Gentile	Micah Beth Lewis	Hannah Schmokel	Anita Zeifert
Prakash Chandra Giri	Tim Lewis		

Bible story images by Sweet Publishing/FreeBibleImages.org

Bible verses taken from the HOLY BIBLE: EASY-TO-READ VERSION ©2014 by Bible League International. Used by permission.