

Level A2 High Beginner, Lessons 1-14

Light of the WORLD

Learning English through the Bible

Student's Book

Light of the World - Learning English through the Bible

Student's Book, Lessons A2-01 through A2-14 Color, 2nd Edition

Welcome to the *Light of the World - Learning English through the Bible*, High Beginner Student Book. These lessons will help you learn English and learn about God's own book, the Bible.

Free PDF, PowerPoint, and video resources with teaching instructions are available at LightOfTheWorldLearning.org. You may watch the lesson videos from this book with audio narration and songs at the QR code below or at bit.ly/a2videos



LightOfTheWorldLearning.org



A2 Lesson Videos

*Light of the World - Learning English through the Bible
Student's Book, Lessons A2-01 through A2-14 Color
2nd Edition*

Copyright © 2025 Light of the World Learning
ISBN: 9798263566555

Table of Contents for Level A2 Lessons 01-14

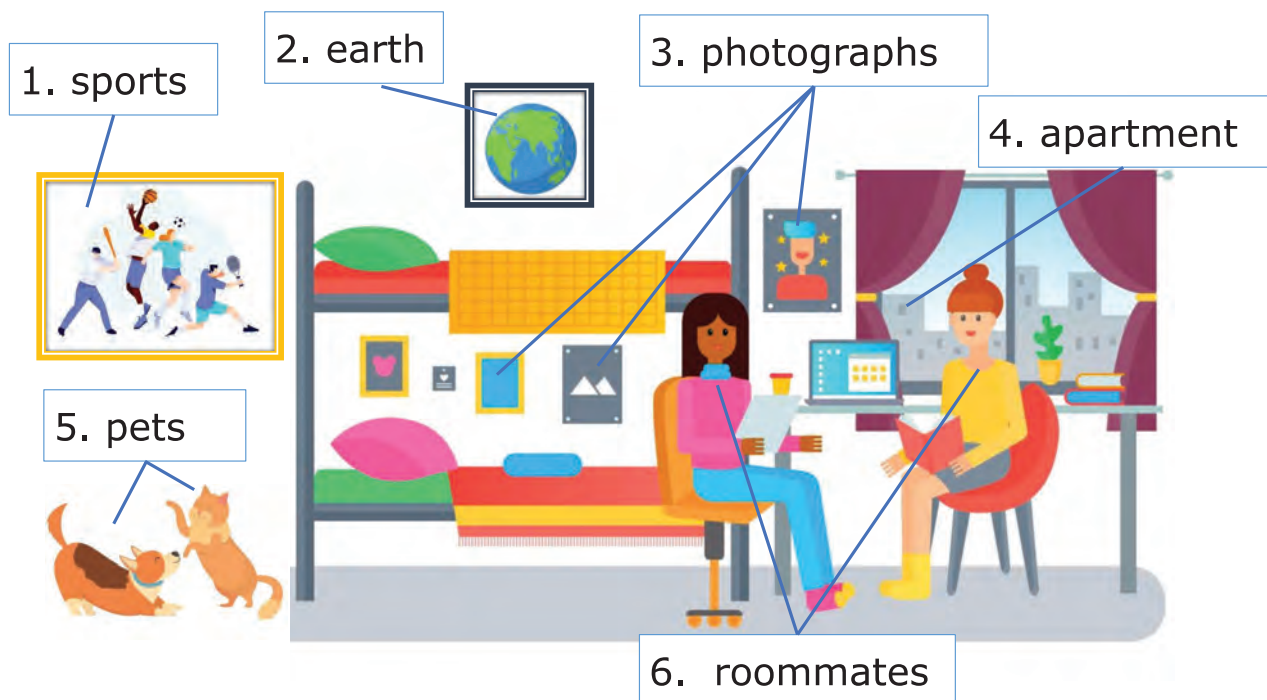
Unit	Theme	Grammar	Bible Reading	Page
A2-01	Introductions	Contractions of am/is/are	God Created the Earth	4
A2-02	What's in Your Bag?	Possessive Adjectives	Sin Enters the World	22
A2-03	Weather	Question Words	The Flood	41
A2-04	Transportation	Indefinite and Definite Articles: a/an/the	God's Covenant with Abraham	59
A2-05	Time and Seasons	Plural Nouns	The Son of Promise	76
A2-06	Shopping	Numbers 1-60; Quantifiers for Noncount Nouns	God Provides for Isaac	94
A2-07	Review			111
A2-08	Places in a Town	Prepositions of Place; How Do You Say It in English?	God Blesses Jacob	128
A2-09	Family	Object Pronouns; Apostrophe S for Possessives	God Saves Joseph and His Family	147
A2-10	Feelings	To Be and To Feel with Questions	God Calls Moses	166
A2-11	Measurements	Numbers 61-9,000; Non-Count Quantifiers: a little/ enough/ a lot/ too much	The Ten Plagues	183
A2-12	In the Country	Parts of Speech: Nouns/ Pronoun/ Verbs/ Preposition/ Adjectives/ Adverbs/ Conjunctions/ Interjections	The Passover	202
A2-13	Work	Present Simple Verbs	Leaving Egypt	219
A2-14	Review			236

Lesson A2-01

What do you see?



Unit 01 - Slide 03







Unit 01 - Slide 04

Listen and repeat.

<p>1</p> 	<p>2</p> 	<p>3</p> 	<p>4</p> 
<p>an apartment</p>	<p>a roommate</p>	<p>a sport</p>	<p>a pet</p>
<p>I live in an apartment.</p>	<p>He's my roommate.</p>	<p>We like to play sports.</p>	<p>I have a pet.</p>





Unit 01 - Slide 05

Listen and repeat.

<p>5</p> 	<p>6</p> 	<p>7</p> 	<p>8</p> 
<p>the earth</p>	<p>a photograph</p>	<p>to introduce</p>	<p>to discuss</p>
<p>God made the earth.</p>	<p>I like photographs of my family.</p>	<p>I introduce my friends.</p>	<p>They discuss schoolwork.</p>

Unit 01 - Slide 06

Listen and repeat.

<p>9</p> 	<p>10</p> 	<p>11</p> 	<p>12</p> 
<p>to invite</p>	<p>to crawl</p>	<p>alone</p>	<p>together</p>
<p>You're invited to my party.</p>	<p>The baby crawls on the floor.</p>	<p>He sits alone.</p>	<p>They sit together.</p>

Unit 01 - Slide 07

A contraction is one short word made from two words. The apostrophe replaces the missing letters.

Subject	To Be	Contraction	Negative Contraction	
I	am	I'm	I'm not	
he she it	is	he's she's it's	he's not she's not it's not	he isn't she isn't it isn't
you we they	are	you're we're they're	you're not we're not they're not	you aren't we aren't they aren't

Unit 01 - Slide 08

Read the **contractions**. Then say the sentences with the long forms.

	Contraction	Sentence
1	I'm	Hi, I am a student.
2	you're	_____ my teacher.
3	he isn't	_____ alone.
4	she's not	_____ from Brazil.
5	it's	_____ 6:00 in the morning.
6	we're	_____ roommates.
7	they aren't	_____ together.

Unit 01 - Slide 09

Read the long forms. Then say the sentences with **contractions**.

	Long form	Sentence
1	I am not	_____ crawling.
2	you are	_____ in these photos.
3	he is	_____ watching sports on TV.
4	she is not	_____ from India.
5	it is	_____ his pet cat.
6	we are not	_____ doctors.
7	they are	_____ discussing the class.

Unit 01 - Slide 10

Listen and repeat.

A: Hello. My name is **Kate**. Nice to meet you.

B: Nice to meet you, too. My name is **Steve**. I'm from **Tokyo** and I'm studying English here.

A: That's great! I'm studying English, too. Do you live **with your family**?

B: **No**, I live **in an apartment together with my roommate and our pets**. We have a dog, a cat and two birds.

Unit 01 - Slide 11

Listen and repeat.



A: Hi, **Sam**.

B: Hey, **Pete**. Good to see you!

A: Let me introduce you to **Sarah**. She's **an English teacher** and can help you with **writing**. **Sarah**, this is **Sam**. He's my best friend.

B: Hi, **Sarah**. Nice to meet you.

C: Nice to meet you too. What do you need help with today?

B: I need help **writing a paper**. Can you help me?

C: Yes, I can help you.

Unit 01 - Slide 12

Long Vowels with Silent E

1. /A/ spelled a-e	2. /E/ spelled e-e	3. Challenge
made	these	
male	Eve	
female	Japanese	
roommate	Chinese	
ate	Portuguese	

- A. This is my roommate, Eve. She speaks Chinese.
 B. I ate some of these Japanese noodles you made.

Unit 01 - Slide 13

Listen and Repeat


A. —	B. _ —	C. _ — _
sports	alone	together
earth	discuss	apartment
crawl	invite	created
pets	today	beginning
male	repeat	December

Unit 01 - Slide 14

God Created the Earth

[Genesis 2:4-25](#)

In the beginning, the Lord God created the earth and the sky. No plants grew on the land because the Lord God had not yet made it rain on the earth, and there was no one to work the land.



Unit 01 - Slide 15

But rivers came up from the earth and watered the ground. Then the Lord God took dust from the ground and made a man. God breathed life into his nose. And the man became a living person. This man's name was Adam.



Then the Lord God planted a garden in the East, in a place named Eden. He put the man he made in that garden.

Unit 01 - Slide 16

Then the Lord God made all the beautiful trees that were good for food to grow in the garden. In the middle of the garden, he put the tree of life and the tree that gives knowledge about good and evil.



The Lord God put the man in the Garden of Eden to work the land and take care of the garden. The Lord God gave him this command: "You may eat from any tree in the garden. But you must not eat from the tree that gives knowledge about good and evil. If you eat fruit from that tree, you will die!"

Unit 01 - Slide 17

Then the Lord God said, "It is not good for the man to be alone. I will make the helper he needs, one just right for him."




The Lord God used soil from the ground and made every animal in the fields and every bird in the air.

He brought all these animals to the man, and the man gave them each a name. The man gave names to all the tame animals, to all the birds in the air, and to all the wild animals. He saw many animals and birds, but he could not find a helper that was right for him.


Unit 01 - Slide 18

So the Lord God made the man sleep. While he was asleep, God took one of the ribs from the man's body. Then he closed the man's skin. The Lord God used the rib from the man to make a woman. The woman's name was Eve. Then God brought the woman to the man. And the man said,
"Finally! One like me,
with bones from my bones
and a body from my body.
She was taken out of a man,
so I will call her 'woman.'"



Unit 01 - Slide 19

That is why a man leaves his father and mother and is joined to his wife. In this way two people become one.



Unit 01 - Slide 20

Answer the questions



1. What did God create?
2. What did God say about the trees?
3. Why did God make a wife for Adam?
4. What is your favorite part of God's creation?
5. What do you create?
6. What questions do you have about God's creation?

Unit 01 - Slide 21

Listen and fill in the blanks.

roommate

Eve

Japanese

it's

He's

later

She's

pets

Portuguese

you're

Steve

hate

Hi, Emily! Let me introduce you to Ruth. _____ 1 your new _____ 2 in your apartment on campus. She's _____ 3, but she also speaks English and _____ 4. She loves sports and taking photographs of her _____ 5. I think you two will have a lot of fun together. Also, tonight _____ 6 New Year's _____ 7, and _____ 8 both invited to my party. See you _____ 9!

Unit 01 - Slide 22

Write questions and ask your partner.

Questions	Answers
1. What do you like to do when you are alone?	I like to crawl into bed and watch sports on television.
2. _____ discuss _____	
3. _____ together _____	
4. _____ invite _____	
5. _____ sports _____	
6. _____ pets _____	

Unit 01 - Slide 23

Introduce the apartment neighbors.

1. Mrs. Lane / pet cat / French

2. Steve / teacher

3. Mr. Gate / pet dog / discuss the earth

4. Adam & Eve / sports / coffee

5. Ruth / plants / cook

6. Pete / tea / Canada

7. Mary / Portuguese / doctor

8. Sara & Ben / sing / crawl

9. Liz / play music / Russian

10. Jo / student / Greek

Unit 01 - Slide 24

Song - All Things Bright and Beautiful

by Cecil Frances Alexander (1848)

All things bright and beautiful,
All creatures great and small,
All things wise and wonderful,
The Lord God made them all.

The cold wind in the winter,
The pleasant summer sun,
The ripe fruit in the garden,
God made them every one.

Each little flower that opens,
Each little bird that sings,
God made their glowing colors,
God made their tiny wings.









Unit 01 - Slide 25

1A. Homework - Write about the pictures.

<p>1</p> 	<p>He introduces the two women at work.</p>	<p>4</p> 	
<p>2</p> 		<p>5</p> 	
<p>3</p> 		<p>6</p> 	

Unit 01 - Slide 26

1B. Write about the pictures.

7		10	
8		11	
9		12	

Unit 01 - Slide 27

2A. Fill in the contractions.

	Long form	Question	Answer
1	When is	When's your family coming?	They're coming on Wednesday.
2	Who is	_____ that?	_____ my dad.
3	Where is	_____ your apartment?	_____ in the city.
4	What is	_____ her name?	_____ Eden.
5	Why are not	_____ the babies crawling?	Because _____ tired.

Unit 01 - Slide 28

2B. Write about people you know using contractions.

	Name / Country / Relationship / Job
1	Sue's from China. She's my roommate. She's a teacher.
2	
3	
4	
5	
6	
7	

Unit 01 - Slide 29

3. Write questions and ask your partner.

Questions	Answers
1. Where are <u>you from?</u>	I'm from Korea.
2. Do you _____ pets	
3. What's your favorite _____	
4. How's your _____	
5. Who's _____	
6. Where's the _____	
7. Do you _____ alone	

Unit 01 - Slide 30

4. Answer and say the sentences. Mark the /A/ and /E/ sounds.

A. Do you speak Japanese?	No, I speak Vietnamese.
B. What did God make?	
C. Do you have a roommate?	
D. Tell me what you ate yesterday.	
E. Do you like to take photos?	
F. What languages do you speak?	

Unit 01 - Slide 31

5. Fill in the blanks from the Bible story.

1. In the beginning, God created the _____ and the sky.
2. Then the Lord God took dust from the ground and _____ a man. This man's _____ was Adam.
3. The Lord God planted a garden in the East, in a _____
_____ Eden.
4. The Lord God said, "It is not good for the man to be _____."
5. The Lord God used the rib from the man to _____ a woman. The woman's name was _____.

Unit 01 - Slide 32

6A. Choose 1 verse to memorize.

A

Then the LORD God took dust from the ground and made a man. He breathed the breath of life into the man's nose, and the man became a living thing.

[Genesis 1:7 ERV](#)

B

Then the LORD God said, "I see that it is not good for the man to be alone. I will make the companion he needs, one just right for him."

[Genesis 1:18 ERV](#)

Unit 01 - Slide 33

6B. Choose 1 verse to memorize and read the next verses.

C

The earth and everything on it belong to the LORD.
The world and all its people belong to him.

[Psalm 24:1 ERV](#)

- Read the next lesson's Bible verses: [Genesis 3:6-24](#) in your language.

Unit 01 - Slide 34

7A. Read and answer the questions.

Colleen lives alone in a nice apartment. There are 30 apartments in her building. She likes her neighbors and their pets. On Saturday nights, the neighbors sit together by a fire. They discuss the weather and news. They also have a big garden. Some people work in the garden. Many people like to eat the fruit from the garden. Colleen is happy here. She says, "I love living here. It's a good home. I have many friends. My neighbors are like my family."



Unit 01 - Slide 35

7B. Answer the questions.

- A. Where does Colleen live?
- B. Does she have a roommate?
- C. What does she like?
- D. What do the neighbors do together?
- E. Where do you live?
- F. Who lives with you?
- G. Do you like where you live? Why?

Unit 01 - Slide 36

8. Writing

Draw a picture or take a photo of people you know. Write 10 sentences about it. Example: **This is a photo of my family in Chiang Mai, Thailand.**



- 1
- 2
- 3
- 4
- 5
- 6
- 7
- 8
- 9
- 10

Unit 01 - Slide 37

9. Now I can...

- I can introduce myself, my family, and my friends.
- I can understand, read, say, and write the 12 vocabulary words.
- I can use contractions.
- I can understand that God created the earth and sky.

Unit 01 - Slide 38

Lesson A2-02

What's in her bag?







Unit 02 - Slide 03






Unit 02 - Slide 04

Listen and repeat.

<p>1</p> 	<p>2</p> 	<p>3</p> 	<p>4</p> 
<p>a bag</p>	<p>an ID card</p>	<p>a key</p>	<p>a wallet</p>
<p>I carry my things in a bag.</p>	<p>They need their ID cards for school.</p>	<p>I have the key to their apartment.</p>	<p>I have money in my wallet.</p>





Unit 02 - Slide 05

Listen and repeat.

<p>5</p> 	<p>6</p> 	<p>7</p> 	<p>8</p> 
<p>a mask</p>	<p>sunglasses</p>	<p>luggage</p>	<p>gum</p>
<p>Please wear your mask in the hospital.</p>	<p>His sunglasses are new.</p>	<p>His luggage is heavy.</p>	<p>We like to chew gum.</p>

Unit 02 - Slide 06

Listen and repeat.







<p>9</p> 	<p>10</p> 	<p>11</p> 	<p>12</p> 
to ring	to hold	to fill	to pack
He wakes up when his clock rings.	She holds her phone.	Please fill my glass with water.	She is packing her luggage.

Unit 02 - Slide 07

	Subject	Possessive Adjective	Sentence
1	I	my	I hold my apartment key.
2	You	your	You pack your luggage.
3	He	his	He fills his bag with food.
4	She	her	She wears her sunglasses.
5	It	its	It plays with its ball.
6	We	our	We show our ID cards.
7	They	their	They like their roommates.



Unit 02 - Slide 08

	I	you	Joe & Sue	Sentence
1.				It's my dog.
2.				
3.				
4.				
5.				
6.				

Unit 02 - Slide 09

We can also use **'S** to show belonging.

"Of" Phrase	Apostrophe S
The wife of Adam.	Adam 's wife
The husband of Eve.	Eve 's husband
The wallet of the teacher.	The teacher 's wallet
The key of the girl.	The girl 's key
The luggage of Pete.	Pete 's luggage

Unit 02 - Slide 10

Listen and repeat.


- A: Michael, do you know where my bag is?
B: No. Let's look for it. Is that your bag?
A: No, that's my sister's bag. Her bag is small.
B: Is that your bag?
A: No that's my children's bag. Their bag is blue.
B: Do you hear something ringing?
A: Oh! It's my phone. It's under the table in my bag!
B: I'm glad we found it!



Unit 02 - Slide 11

Listen and repeat.

- A: Hello. How may I help you?
B: I have a flight to California in 2 hours.
A: May I see your ID card, sir?
B: Yes, here it is.
A: Thank you very much. Please put your luggage on the scale.
B: Okay.
A: I am sorry sir, but your bag is too heavy. You need to pay \$50 to check the bag.
B: Oh no. I packed too many things!



Unit 02 - Slide 12

Listen and repeat.

1. /I/ spelled i-e	2. /O/ spelled o-e	3. Challenge
bride	rode	
ride	alone	
beside	phone	
bike	stove	
like	toe	

- A. His bride likes to ride her bike.
 B. Her children left her phone on the stove.

Unit 02 - Slide 13

Listen and Repeat

A. <u> </u>	B. <u> </u> <u> </u>	C. <u> </u> <u> </u> <u> </u>
fills	luggage	sunglasses
packed	roommates	exercise
hold	letter	bicycles
mask	flower	animal
gum	wallet	countertops
rings	Jesus	Saturday

Unit 02 - Slide 14

Sin Enters the World

Genesis 3

Adam and Eve lived in the beautiful garden God made for them. They did not wear clothes, but they did not feel ashamed. They walked in the garden and talked with God.



Unit 02 - Slide 15

But there was a snake in the garden that was very smart. The snake asked the woman, "Did God really tell you not to eat the fruit from any tree in the garden?"



Unit 02 - Slide 16

The woman said, "God told us we could eat the fruit of any tree except from the tree of the knowledge of good and evil. God told us, 'If you eat that fruit or even touch it, you will die.'"



The snake said to the woman, "You will not die. God just knows that as soon as you eat it, you will be like God and will understand good and evil like he does."



Unit 02 - Slide 17

The woman saw that the fruit was beautiful and looked delicious. She also wanted to be wise, so she took some of the fruit and ate it. Then she gave some to her husband, who was with her, and he ate it too.




Suddenly, they realized they were naked. They tried to cover their bodies by sewing leaves together to make clothes.



Unit 02 - Slide 18


Then the man and his wife heard the sound of God walking through the garden. They both hid from God. Then God called to the man, "Where are you?"



Adam said, "I heard you walking in the garden, and I was afraid. I was naked. So I hid."

Unit 02 - Slide 19

Then God asked, "Who told you that you were naked? Did you eat the fruit I told you not to eat?"



The man answered, "You gave me this woman, and she gave me the fruit."

Then God asked the woman, "What have you done?"
The woman said, "The snake tricked me."


Unit 02 - Slide 20

So God said to the snake, "You are cursed! You will crawl on your belly and eat soil. You and the woman will hate each other, and your children and her children will hate each other, too. You will bite her child's foot, but he will crush your head."



Unit 02 - Slide 21

God then said to the woman, "When you give birth to children, you will have a lot of pain. You will want your husband very much, but he will rule over you."



Unit 02 - Slide 22

God said to the man, "You listened to your wife and ate the fruit. Now the ground is cursed, and you will need to work hard to grow food. Then you will die, and your body will return to soil."



The man named his wife Eve, which means "life-giver," because she would become the mother of all people. And God dressed Adam and Eve with animal skins.

Unit 02 - Slide 23

Then God said, "Now that the people have become like us by knowing good and evil, they must not be allowed to eat the fruit of the tree of life and live forever."



So God made Adam and Eve leave the garden. God put powerful angels at the entrance to the garden to keep anyone from eating the fruit of the tree of life.

Unit 02 - Slide 24

Answer the questions.

1. What did the snake ask Eve?
2. What did Adam and Eve do wrong?
3. Why did Adam hide from God?
4. Why did God make them leave the garden?
5. What do you think of this story?



Unit 02 - Slide 25

Listen and fill in the blanks.

phone **stove** **home** **invite** **liked**
wife **ride** **rode** **bike** **closed** **stove**



Yesterday was a busy day for Sarah. First, she ____1 her ____2 to the store to buy a birthday gift for her brother's ____3. But when she arrived, the store was ____4! So she turned around to go ____5 but she fell and hurt her toe.

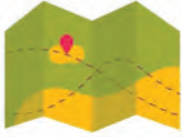
She wanted to call for help, but she forgot her ____6. So she just rode her bike home. Then Sarah put a bandage on her toe and it felt better. So she cooked soup on the ____7. She called to ____8 her brother and his wife for dinner. They ____9 the soup. It was a good birthday party.

Unit 02 - Slide 26

Whose ___ is that?

A. Whose **map** is that?
B. That's **her map**.

1. Sara



2. I



3. the cat



4. he



5. you and I



6. you



7. Eve



Unit 02 - Slide 27

Whose ___ are those?

B. Whose **bags** are those?
A. Those are **my bags**.

1. I



2. we



3. John and Mary



4. she



5. he



6. you and Joe

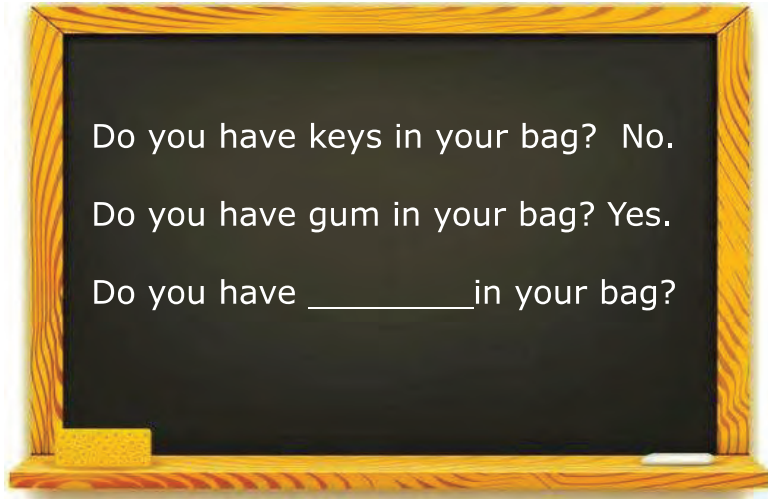


7. Abe and Sue









Unit 02 - Slide 28

Game: What's in my bag?



Unit 02 - Slide 29

1A. Homework - Write about the pictures.

<p>1</p> 	<p>He uses a key to open his luggage.</p>	<p>4</p> 	
<p>2</p> 		<p>5</p> 	
<p>3</p> 		<p>6</p> 	

1B. Write about the pictures.

7 		10 	
8 		11 	
9 		12 	

Unit 02 - Slide 31

2. Write possessive sentences with pronouns or apostrophe S.

	Object	Person	Sentence
1.	wallet	my roommate	<i>It is my roommate's wallet.</i>
2.	luggage	Mike	
3.	gum	they	
4.	key	we	
5.	sunglasses	the children	
6.	ID card	I	
7.	mask	his wife	

Unit 02 - Slide 32

3. Write questions and ask a partner.

Questions	Answers
1. What's your name ?	My name is Christian.
2. _____ your bag	
3. Where's my _____	
4. _____ do you hold your phone	
5. _____ do you pack _____	
6. _____ do you fill _____	
7. _____ your wallet	

Unit 02 - Slide 33

4. Answer and say the sentences. Mark the /I/ and /O/ sounds.

A. Are Tom and James going to ride the train?	No, Tom is going to ride the train alone.
B. Does your phone ring much?	
C. Can you ride a bike?	
D. Do you like to eat alone?	
E. Do you cook on a stove?	
F. Where is your home?	

Unit 02 - Slide 34

5. Who said it?

God

Adam

Eve

the snake



1. ___ said, "You will not die. God just knows that as soon as you eat it, you will be like God."
2. ___ said, "I heard you walking in the garden, and I was afraid. I was naked. So I hid."
3. ___ said, "The snake tricked me."
4. ___ said, "You will bite her child's foot, but he will crush your head."
5. ___ said, "You gave me this woman, and she gave me the fruit."

Unit 02 - Slide 35

6A. Choose 1 verse to memorize.

A

The snake responded to the woman, "That is not true! You will not die. God just knows that as soon as you eat it, you will be like God and will understand good and evil like he does."

[Genesis 3:4 ERV](#)

B

Then God said, "Now that the human beings have become like us by knowing good and evil, they must not be allowed to eat the fruit of the tree of life and live forever."

[Genesis 3:22 ERV](#)

Unit 02 - Slide 36

6B. Choose 1 verse to memorize and read the next verses.

C

“I will make you and the woman enemies to each other.
Your children and her children will be enemies.
You will bite her child’s foot,
but he will crush your head.”

[Genesis 3:15 ERV](#)

- Read the next lesson’s Bible verses: [Genesis 6:8](#) and [Genesis 7:1](#) in your language.

Unit 02 - Slide 37

7A. Read and answer the questions.

Hello, my name is Hannah. I will be your tour guide for today. I would like to welcome everyone to Paris! Before we begin today’s trip, please place your bags in a safe place. Last year, a young woman lost her wallet, so I want to make sure that everyone has their things before we start on the trip.

Today, we are going to the Eiffel Tower. When we get to the Tower, we need everyone to show their ID cards. Please make sure you have your passports or other forms of ID with you. Also please put your phones on silent so they don’t ring during the tour. Our trip will take about 4 hours by bus, so you can sleep, read, or talk during our bus ride. Once again, I’m Hannah and I want to welcome you to Paris. Enjoy the ride!



Unit 02 - Slide 38

7B. Answer the questions.

- A. What is the tour guide's name?
- B. What does the tour guide do before the trip?
- C. What city are they visiting?
- D. How can they enter the Eiffel Tower?
- E. What is one country YOU want to visit?
- F. Why do you want to go to that country?

Unit 02 - Slide 39

8. What do you need to pack?

You are invited to visit a friend for a week. Write 10 sentences about the things you need to pack.

Example: **I need to pack my toothbrush.**



- | | |
|----|-----|
| 1. | 6. |
| 2. | 7. |
| 3. | 8. |
| 4. | 9. |
| 5. | 10. |

Unit 02 - Slide 40

9. Now I can...

- I can describe everyday objects.
- I can understand, read, say, and write the 12 vocabulary words about everyday things.
- I can use possessive adjectives.
- I can understand that Adam and Eve sinned against God.

Unit 02 - Slide 41

Lesson A2-03



Unit 03 - Slide 03

A Snowy Day



Unit 03 - Slide 04

Listen and repeat.

<p>1</p> 	<p>2</p> 	<p>3</p> 	<p>4</p> 
<p>foggy</p>	<p>icy</p>	<p>snowy</p>	<p>a coat</p>
<p>It's foggy.</p>	<p>The lake is icy.</p>	<p>It's snowy.</p>	<p>The coat is brown.</p>


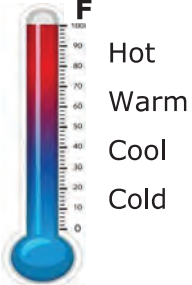


Unit 03 - Slide 05

Listen and repeat.

<p>5</p> 	<p>6</p> 	<p>7</p> 	<p>8</p> 
<p>a boot</p>	<p>a hat</p>	<p>a glove</p>	<p>a scarf</p>
<p>The boot is black.</p>	<p>This is a hat.</p>	<p>Do you wear gloves?</p>	<p>What color is the scarf?</p>

Unit 03 - Slide 06

Listen and repeat.

<p>9</p> 	<p>10</p> 	<p>11</p> 	<p>12</p> 
<p>a sweater</p>	<p>temperature</p>	<p>warm</p>	<p>cool</p>
<p>The sweater is blue.</p>	<p>The temperature is hot.</p>	<p>It's warm outside today.</p>	<p>It's cool outside today.</p>

Unit 03 - Slide 07

Question Words

	Question	Verb	Object	Your Answer
1	Who	wears	boots?	
2	What	is	your favorite weather?	
3	Where	are	your gloves?	
4	When	is	the weather cool?	
5	Why	are	you here?	
6	How	is	the temperature today?	
7	How much	is	a new coat?	

Unit 03 - Slide 08

How's the weather?

	Noun	Adjective	Sentences
1	sun	sunny	The sun is hot. It's _____.
2	ice	icy	The _____ is cold. It's icy.
3	wind	windy	It's windy. The ____ is blowing.
4	snow	snowy	It's _____. The snow is falling.
5	fog	foggy	The fog is thick. It's _____.
6	storm	stormy	The _____ is bad. It's stormy.
7	rain	rainy	It's rainy. The _____ is falling.

Unit 03 - Slide 09

Listen and repeat.

- A: Mom, may I go play outside?
B: Maybe. What's the temperature today?
A: It's cool and snowy.
B: What are you going to wear?
A: I'm going to wear a coat, a hat, boots, and a scarf.
B: Where are you going to play?
A: By the lake.
B. OK. Be careful, though. It's icy.
A. Don't worry, I'll be careful.



Unit 03 - Slide 10

Listen and repeat.

- A: What do you like to do for fun?
B: I like to walk outside on snowy days.
A: Why do you like to walk?
B: Because I like to feel the cool air and see the trees covered with snow!
A: How long do you usually walk?
B: For an hour or two.
A: Who walks with you?
B: Sometimes my roommate walks with me.



Unit 03 - Slide 11

Listen and repeat.

1. /U/ spelled u-e	2. /ar/	3. Challenge
use	scarf	
introduce	apartment	
rule	party	
June	star	
cute	car	

- A. He is driving his car to the party at my apartment.
 B. May I use your cute scarf?

Unit 03 - Slide 12

Listen and repeat.

A. —	B. — _	C. _ — _
coat	foggy	It's foggy.
boots	icy	It's icy.
scarf	snowy	It's snowy.
gloves	sweater	It's cloudy.




Unit 03 - Slide 13

The Flood

Genesis 6-8

After a long time, many people were living in the world. They became very bad and violent. It got so bad that God decided to destroy the whole world with a big flood.



But God was pleased with Noah. He was a good man living among bad people. God told Noah that he was going to send a big flood, and he told Noah to build a big boat.



Unit 03 - Slide 14

God told Noah to make the boat about 140 meters long, 23 meters wide, and 13.5 meters high. He said to build it with wood and to make three levels, many rooms, a roof, and a window. The boat would keep Noah, his family, and every kind of land animal safe during the flood.



Noah obeyed God. He and his three sons built the boat just the way God told them. It took many years to build the boat because it was so big. Noah told the people about the flood that was coming and told them to obey God, but they did not believe him.



Unit 03 - Slide 15

God also told Noah and his family to get enough food for themselves and the animals. When everything was ready, God told Noah it was time for him, his wife, his three sons, and their wives to get into the boat—eight people in all.



God sent a male and a female of every kind of animal and bird to Noah so they could get into the boat and be kept safe during the flood. God sent seven males and seven females of every kind of animal that could be used for sacrifices. When they were all in the boat, God himself closed the door.



Unit 03 - Slide 16

Then it began to rain, and rain, and rain. It rained for 40 days and 40 nights without stopping! Water also came up out of the earth. Everything in the whole world was covered with water, even the highest mountains.



Everything that lived on the dry land died except the people and animals that were in the boat. The boat kept everything inside it safe.



Unit 03 - Slide 17

After the rains stopped, the boat stayed on the water for five months, and the water started going down. Then one day the boat stopped on the top of a mountain, but the world was still covered with water. After three more months, Noah could see the tops of the mountains.




After 40 more days, Noah sent out a bird called a raven to see if the water had gone away. The raven flew around looking for dry land, but it could not find any.




Unit 03 - Slide 18

Later Noah sent out a bird called a dove. But it also could not find any dry land, so it came back to Noah. A week later he sent the dove out again, and it came back with a leaf! The water was going down, and the plants were growing again!



Noah waited another week and sent out the dove a third time. This time, it found a place to rest and did not come back. The water was going away!



Unit 03 - Slide 19

Two months later, God said to Noah, "You and your family and all the animals may leave the boat now. Have many children and grandchildren and fill the world." So Noah and his family got off the boat.




After Noah got off the boat, he sacrificed some of each kind of animal that could be used for a sacrifice. God was happy with the sacrifice.



Unit 03 - Slide 20

God said, "I promise I will never again send a flood to destroy the world because of the bad things that people do, even though people are bad from the time they are children."



God then made the first rainbow as a sign of his promise. Every time there was a rainbow in the sky, God would remember what he promised and so would his people.



Unit 03 - Slide 21

Answer the questions.

1. What did God decide to do about all the bad, violent people?
2. Why did God tell Noah to build a boat?
3. Why do you think that God chose a rainbow to remind us of his promise?
4. How do you obey God?



Unit 03 - Slide 22

Listen and fill in the blanks.

scarf

party

June

apartment

star

introduce

cool

gloves

car

roommate

warm

balloons

You are invited to our ____1! My roommate, ____2, and I are having it at our ____3 tonight at 7:00. If you need a ride, I can pick you up in my ____4 after classes. There will be ____5, cake, and music! Sadly, our heater is broken, and because we are poor college students, we can't afford to get it fixed. So, it will be very ____6 in our apartment. You should probably bring a coat, ____7, a hat, and a ____8 to stay ____9. It will be fun, though! I can ____10 you to all my new friends. Hope to see you there!



Unit 03 - Slide 23

Ask questions and describe the pictures.



Who...? What...? When...? Where...? Why...? How...? How many...?

Unit 03 - Slide 24

Song: How's the weather today?

How's the weather today?
It's cloudy.
How's the weather today?
It's cool.
How's the weather today?
There's a big flood, that has
turned the dry land into a pool.






How's the weather today?
It's sunny.
How's the weather today?
It's warm.
How's the weather today?
There's a rainbow, that the Lord
sent out after the storm.



This is the day that the Lord has made.
We will rejoice and be glad!
This is the day that the Lord has made.
We will rejoice and be glad! (not mad)
We will rejoice and be glad!







Unit 03 - Slide 25

1A. Homework – Write about the pictures.

<p>1</p> 	<p>Your blue hat looks nice and warm.</p>	<p>4</p> 	
<p>2</p> 		<p>5</p> 	
<p>3</p> 		<p>6</p> 	

Unit 03 - Slide 26

1B. Homework – Write about the pictures.

<p>7</p> 		<p>10</p>  <p>F Hot Warm Cool Cold</p>	
<p>8</p> 		<p>11</p> 	
<p>9</p> 		<p>12</p> 	

Unit 03 - Slide 27

2. Write questions using possessives.

its **our** **their** **her** **his** **my** **your**

1. Where is your sweater?

2. _____

3. _____

4. _____

5. _____

6. _____



Unit 03 - Slide 28

3. Ask your partner questions about the weather and write their answers.

Questions	Answers
1. Who likes <u>foggy weather</u> ?	
2. What do you like to do when it is _____	
3. When is the last time you saw _____	
4. Where does it _____	
5. How much does _____	
6. How do you know when it is going to be _____ or _____	

Unit 03 - Slide 29

4. Write 6 sentences with /U/ and /ar/ words. Then, practice saying them aloud.

1. _____

2. _____

3. _____

4. _____

5. _____

6. _____



Unit 03 - Slide 30

5. Put the Bible story sentences in order.

- _ It rained for 40 days.
- _ God made the first rainbow.
- _ God told Noah to build a big boat.
- _ Noah sent out a dove.
- _ Noah got off the boat.
- 1** The people of the world became very bad.
- _ The boat stopped on top of a mountain.
- _ God sent animals to the boat and closed the door.



Unit 03 - Slide 31

6A. Choose 1 Verse to memorize.



A

But God did not forget about Noah. God remembered him and all the animals that were with him in the boat. God made a wind blow over the earth, and all the water began to disappear.

[Genesis 8:1 ERV](#)

B

"When I see this rainbow, I will remember the agreement between me and you and every living thing on the earth. This agreement says that a flood will never again destroy all life on the earth."

[Genesis 9:15 ERV](#)

Unit 03 - Slide 32

6B. Choose 1 verse to memorize and read the next verses.

C

Singing happy songs to a sad person is as foolish as taking a coat off on a cold day or mixing soda and vinegar.

[Proverbs 25:20 ERV](#)

- Read the next lesson's Bible passage, [Genesis 11-15](#), in your language.

Unit 03 - Slide 33

7A. Read the travel brochure.



Thousands of tourists visit the Great Smoky Mountains every year. The mountains are in the southeastern United States.

These mountains get their name because of their beautiful, foggy views. People enjoy walking in the forests, climbing hills and seeing meadows filled with flowers.

Temperatures in the Great Smoky Mountains are about ten degrees cooler than temperatures in the valleys. In the winter, the mountains are snowy and icy. Because of this, tourists should pack good snow boots and warm coats to wear when they hike.

Unit 03 - Slide 34

7B. Answer the questions from the travel brochure.

- A. Where are the Great Smoky Mountains?
- B. Do many tourists go there?
- C. Why are they called the Great Smoky Mountains?
- D. Is it warmer or cooler in the valleys?
- E. Does it snow in the Great Smoky Mountains?
- F. What should you pack when you go mountain climbing?
- G. Would you like to go there? Why or why not?

Unit 03 - Slide 35

8. Writing

Draw or take a photo of the weather where you are now. Write 6 sentences about it.

Example: This is a photo of my children in the snow today.



1. _____
2. _____
3. _____
4. _____
5. _____
6. _____

Unit 03 - Slide 36


9. Now I can...

- I can talk about the weather using nouns and adjectives.
- I can understand, say, read, and write the 12 vocabulary words.
- I can ask and answer questions with **who**, **what**, **when**, **where**, **why**, and **how**.
- I can tell the story of the flood from Genesis.

Unit 03 - Slide 37



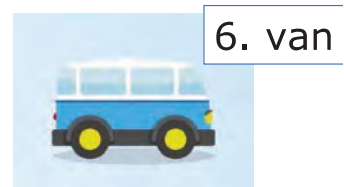
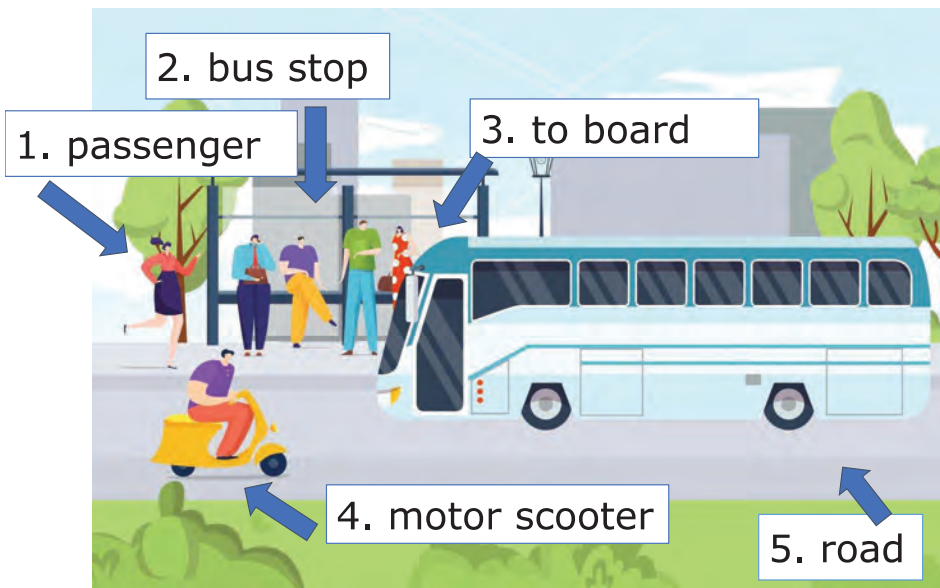
Lesson A2-04

What do you see?







Unit 04 - Slide 03

What do you see?







Unit 04 - Slide 04

Listen and repeat.

<p>1</p> 	<p>2</p> 	<p>3</p> 	<p>4</p> 
<p>gasoline</p>	<p>a ship</p>	<p>a motor scooter</p>	<p>a van</p>
<p>We fill up the car with gasoline.</p>	<p>I'd like to sail a ship.</p>	<p>He rides his motor scooter.</p>	<p>She drives a white van.</p>

Unit 04 - Slide 05

Listen and repeat.

<p>5</p> 	<p>6</p> 	<p>7</p> 	<p>8</p> 
<p>a highway</p>	<p>a road</p>	<p>a subway</p>	<p>a parking lot</p>
<p>We drive fast on the highway.</p>	<p>This road is long.</p>	<p>The subway train is on time.</p>	<p>They park in the parking lot.</p>

Unit 04 - Slide 06

Listen and repeat.

<p>9</p> 	<p>10</p> 	<p>11</p> 	<p>12</p> 
<p>a taxi/cab</p>	<p>a bus stop</p>	<p>a passenger</p>	<p>to board</p>
<p>A taxi took them to the airport.</p>	<p>They waited at the bus stop.</p>	<p>The passengers ride the subway.</p>	<p>He boarded the bus.</p>

Unit 04 - Slide 07

Listen and repeat.

<p>A/an (for general objects)</p>	<p>The (for specific objects)</p>
<p>Is he boarding a ship?</p>	<p>He's boarding the 3:00 ship going to Australia.</p>
<p>I can't drive a motor scooter on an icy road.</p>	<p>I drive the blue motor scooter every day.</p>
<p>They took a bus to go to a party.</p>	<p>They took the East Road bus to go to the birthday party.</p>
<p>I can write an email on my phone.</p>	<p>I can read you the email from John.</p>

Unit 04 - Slide 08

Listen and repeat.

A (before a consonant sound)	An (before a vowel sound)
a parking lot	an adult
a bus	an electric car
a passenger	an early train
a highway	an Indian student
a subway	an October day
a yellow taxi	an umbrella
a university /yU-ni-ver'-si-tE/	an hour /owr/

Unit 04 - Slide 09

Make sentences with **a**, **an** or **the**.

A subway is

Eve was

Noah was

A cat is

A ship is

London is

The train leaves in

morning.

large boat.

first woman.

underground train.

English city.

animal.

man.

a / an / the

Listen and repeat.

A: Hi! Can you please help me get to **the university**?

B: Yes. I have a map right here.

A: I want to take **the subway**. Where can I **board**?

B: Follow this road **north** until you see **the subway station**.

A: Ok. Then where do I exit **the subway**?

B. You need to ride **the subway east** for **five stops** and then exit at **Washington Street**.

A: Ok. I can do that. Thank you!

B: You're welcome. Have a safe trip.



Unit 04 - Slide 11

Listen and repeat.

A: Everyone, get in **the van**. We're going to **France**!

B: Are you sure you know how to get there?

A: Yes, I do. We just need to **follow the highway**.

B: How long will it take?

A: **Six hours**.

B: That's a long time. Can we stop on the way?

A: Yes, we will need to stop for **gas and food**. We can also stop at a **parking lot to walk around**.

B: Yay, this will be fun! *Bon voyage!* That means, "a good trip," in French.



Unit 04 - Slide 12

Listen and repeat.

1. /ld/	2. /er/ spelled or	3. Challenge
hold	motor scooter	
cold	fireworks	
child	history	
world	world	
field	neighbor	

- A. The children hold hands in the cold field.
B. My neighbor rode a motor scooter to see the fireworks.

Unit 04 - Slide 13

Listen and repeat.

A. _	B. _ _	C. _ _ _
ship	subway	parking lot
road	highway	passenger
gas	taxi	temperature
board	bus stop	sunglasses

Unit 04 - Slide 14

God's Covenant with Abraham.

[Genesis 11-15](#)

Many years after the flood, there were again many people in the world. They still sinned against God and each other. Because they all spoke the same language, they worked together and built a city, instead of traveling over the earth as God commanded.



Unit 04 - Slide 15

They did not want to obey how God said they should live. They even began building a tall tower to reach the sky. God saw that, if they all kept working together, they could do many more bad things.



So God changed their language into many different languages and scattered them all over the world. Their city was called Babel, which means "confused," because God confused their language.



Unit 04 - Slide 16

Many years later, God spoke to a man named Abram. God told him, "Leave your country and family and go to the land I will show you. I will bless you and make you a great nation. I will make your name great. I will bless those who bless you and curse those who curse you. All families on earth will be blessed because of you."



So Abram obeyed God. He took his wife, Sarai, and everything he had and went to the land God showed him, the land of Canaan.



Unit 04 - Slide 17

When Abram arrived in Canaan, God said, "Look all around you. I will give to you all this land, and your children will always have it." Then Abram started living in the land.



There was a man named Melchizedek who was a priest of God Most High. One day, after Abram had been in a battle, he and Abram met. Melchizedek said to Abram, "May God Most High help Abram." Then Abram gave Melchizedek a tenth of everything he had won in the battle.



Unit 04 - Slide 18

After many years, Abram and Sarai were old and still did not have a son. God spoke to Abram and promised again that he would have a son and as many children as the stars in the sky. Abram believed God's promise.



God was happy with Abram because he believed in God's promise.

Unit 04 - Slide 19

Then God made a covenant with Abram. Usually, a covenant is an agreement between two parties to do things for each other. But in this case, God made a promise to Abram while Abram was in a deep sleep, but he could still hear God. God said, "I will give the land of Canaan to your children."



But Abram still did not have a son.

Unit 04 - Slide 20

Answer the questions.

1. How did God make the people stop building the tower?
2. Who was Melchizedek?
3. Why was it bad for the people to build a tower?
4. Why was it hard for Abram to believe that he would have many children?
5. Do you believe God's promises? Why or why not?



Unit 04 - Slide 21

Listen and fill in the blanks.

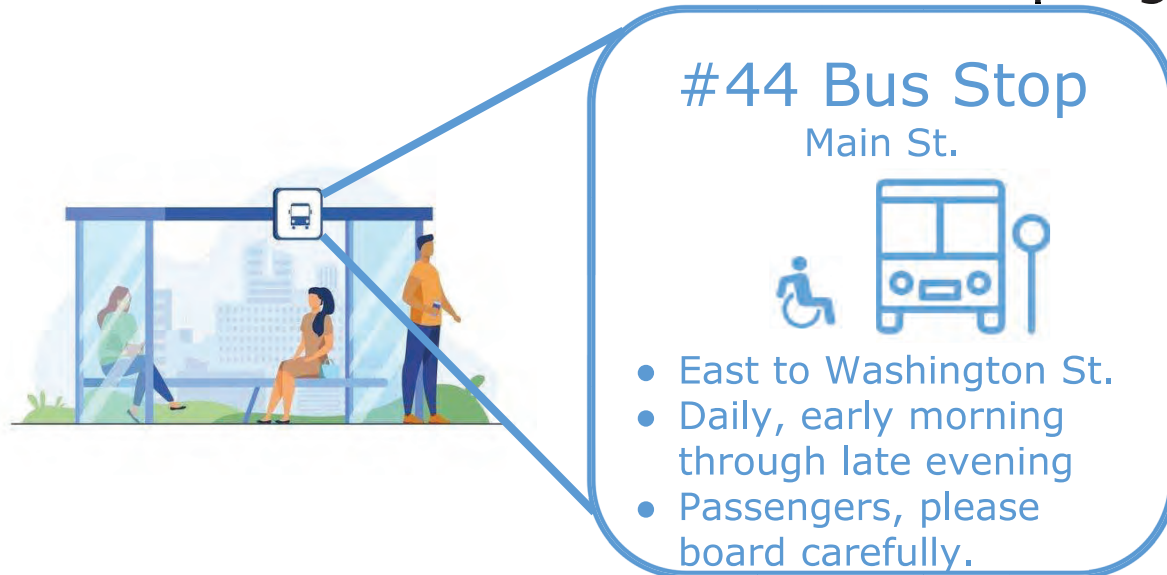
open **doors** **cold** **subway** **board** **seniors**
hold **street** **field** **passengers** **world** **children**

Thank you for riding the city ____1. You are at Elm ____2. Please move further into the train car, so other passengers can ____3. Also, please give up your seat for mothers with ____4, ____5 and others who may need to sit down more than you do. Standing ____6, please ____7 on and do not lean against the ____8. State Street is next. Doors will ____9 on the left at State Street. We appreciate you choosing us for your transportations needs. Please be safe and have a great day.



Unit 04 - Slide 22

Partner A: Talk about the bus stop sign.



Unit 04 - Slide 23

Partner B: Ask about the bus stop sign.

- A. What is the bus number?
- B. What street does the bus go on?
- C. Which direction does the bus travel?
- D. Does the bus run at night?
- E. How often does the bus run?
- F. Can people in wheelchairs use the bus?



Unit 04 - Slide 24







Song - Listen and repeat.

Proud people in Babel built a tower
Because they wanted fame and power.
They used bricks and tar
To try and reach the stars
But God changed their language
And scattered them far!



Unit 04 - Slide 25

1A. Homework – Write about the pictures.

1 	To get to the library, you have to ride the subway for two stops.	4 	
2 		5 	
3 		6 	

Unit 04 - Slide 26

1B. Homework – Write about the pictures.

7 		10 	
8 		11 	
9 		12 	

Unit 04 - Slide 27

2. Write 6 sentences with **a**, **an**, or **the**.

old **apple** **airplane** **van** **car** **address**
road **bus** **taxi** **icy** **board** **exit** **hour** **gas**

I ate an apple on the subway yesterday.

Unit 04 - Slide 28

3. Ask your partner questions.

1. What kind of transportation do you usually take? Why?

2. What form of transportation do you not like to take? Why?

3. Tell a fun or scary story about traveling.



Unit 04 - Slide 29

4. Answer and say the sentences. Mark the /ld/ and /er/ sounds.

A. What do you do when it's cold?	I build a fire and sit next to it to warm up my toes.
B. Do you ride a motor scooter?	
C. Do you have children?	
D. Do you like fireworks?	
E. Where in the world do you live?	
F. Who is your neighbor?	
G. What's your favorite English word?	

Unit 04 - Slide 30

5. Questions about the Bible Reading

1. What did God promise Abram?
2. What did Abram give Melchizedek?
3. Who was Sarai?
4. What did the people in Babel try to do?
5. Why was God happy with Abram?
6. Do you talk to God? What do you say?



Unit 04 - Slide 31

6A. Choose 1 verse to memorize.

A

Then God led Abram outside and said, "Look at the sky. See the many stars. There are so many you cannot count them. Your family will be like that."

[Genesis 15:5 ERV](#)

B

Abram believed the Lord, and because of this faith the Lord accepted him as one who has done what is right.

[Genesis 15:6 ERV](#)

Unit 04 - Slide 32

6B. Choose 1 verse to memorize and read the next verses.

C

A ship is very big, and it is pushed by strong winds. But a very small rudder controls that big ship. And the one who controls the rudder decides where the ship will go. It goes where he wants it to go. ⁵ It is the same with our tongue. It is a small part of the body, but it can boast about doing great things. [James 3:4-5 ERV](#)

- Read the next lesson's Bible passage: [Genesis 16-22](#) in your language.

Unit 04 - Slide 33

7A. Read about taxis around the world.

Whether you call it a taxi, a cab, an Uber, or a tuk-tuk, these hired rides are a common way to travel in many places. In London, the taxis are black, in New York they are yellow, and in many parts of Asia they have only three tires! In Chicago, they even have water taxis that carry passengers through the city on the river.

Today, mobile apps make it easy to find a taxi and to pay without cash. Taxis are more expensive to ride than buses or subways. But many passengers find it's easier and more comfortable to take a cab.

Many taxi drivers in the USA are immigrants. It can be a difficult and dangerous job, but it's also a good way to learn English. For drivers and passengers around the world, taxis are an interesting way to travel and meet people.



Unit 04 - Slide 34

7B. Answer the questions.


- A. What are some other names for taxis?
- B. Where can you find water taxis?
- C. Why are taxis more expensive than buses?
- D. Why can it be dangerous to drive a taxi?
- E. Do you ride in taxis? Where?
- F. Would you like to work as a taxi driver? Why?



Unit 04 - Slide 35

8. Write about your travels.

Write at least 10 sentences about a time you took a long trip or got lost.



Unit 04 - Slide 36

9. Homework – Now I Can...


- I can talk about transportation.
- I can understand, say, read, and write the 12 vocabulary words.
- I can use "a/an" and "the."
- I can understand that Abram believed God's promises.

Unit 04 - Slide 37

Lesson A2-05







Unit 05 - Slide 03







Unit 05 - Slide 04

Listen and repeat.

<p>1</p> 	<p>2</p> 	<p>3</p> 	<p>4</p> 
<p>spring</p>	<p>summer</p>	<p>autumn/fall</p>	<p>winter</p>
<p>Flowers grow in the spring.</p>	<p>Summer is often hot.</p>	<p>Trees lose their leaves in the autumn.</p>	<p>It snows in the winter.</p>





Unit 05 - Slide 05

Listen and repeat.

<p>5</p> 	<p>6</p> 	<p>7</p> 	<p>8</p> 
<p>a hotel</p>	<p>a vacation</p>	<p>tonight</p>	<p>a holiday</p>
<p>We stay at the hotel.</p>	<p>We are on vacation.</p>	<p>The show is tonight.</p>	<p>Today is a holiday.</p>

Unit 05 - Slide 06

Listen and repeat.

<p>9</p>  <p>12:00 PM</p>	<p>10</p>  <p>12:00 AM</p>	<p>11</p> 	<p>12</p> 
<p>noon</p>	<p>midnight</p>	<p>early</p>	<p>late</p>
<p>It is noon.</p>	<p>It is midnight.</p>	<p>He likes to get up early.</p>	<p>He goes to bed late.</p>

Unit 05 - Slide 07

Plural Nouns

Singular noun ending	+ ending	Plural
Most consonants and vowels • son • hotel	Add -s	sons hotels
-sh, -ch, -x, -s, -z • class • church	Add -es	classes churches
Vowel + y • day • boy	Add -s	days boys
Consonant + y • party • family	Replace y with -ies	parties families

Unit 05 - Slide 08

Plural Nouns

Singular Noun Ending	+ ending	Plural
-o • potato • tomato	Add -es	potatoes tomatoes
-f or -fe • wife • shelf	Replace f or fe with -ves	wives shelves
Irregular nouns man foot woman tooth child mouse person sheep	These words may change spelling and do not end with s	Irregular nouns men feet women teeth children mice people sheep

Unit 05 - Slide 09

Listen and repeat.

A: What are you doing this **summer**?

B: I'm going on **vacation to the beach**.

A: Are you staying at a **hotel**?

B: No, I'm staying with friends. What are you doing this weekend?

A: I'm leaving work **early tonight** to **drive to the mountains**. I'm going to return **late on Sunday at midnight**.

B: I hope you have fun.

A. Thanks. I need a break from work!



Unit 05 - Slide 10

Listen and repeat.

A: Did you say you saw two **children walking at noon**?

B: No, I just saw one **child**.

A: Did you say you heard two **people singing at midnight**?

B: No, I just heard one **person**.

A: Did you say there are two **holidays this month**?

B. No, there's just one **holiday**.

A. Oh, okay. Thanks!



Unit 05 - Slide 11

Listen and repeat.

1. /er/	2. /awl/ spelled all	3. Challenge
summer	fall	
winter	call	
her	wall	
warmer	tall	
better	all	

- A. I want to eat all the apples this fall.
 B. The summer is warmer than the winter.

Unit 05 - Slide 12

Listen and repeat.

A. -	B. -	C. - -
tonight	autumn	vacations
hotels	winter	tomorrow
It's noon	summer	It's midnight.
We're late.	early	I'm early.

Unit 05 - Slide 13

The Son of Promise

[Genesis 16-22](#)



Ten years after Abram and Sarai arrived in Canaan, they still did not have a child. So, Abram's wife, Sarai, said to him, "Since God has not allowed me to have children, and now I am too old, sleep with my servant, Hagar, so she can have a child for me." So, Abram married Hagar and she had a baby boy. Abram named him Ishmael.

Unit 05 - Slide 14

Sarai became jealous of Hagar. When Ishmael was thirteen years old, God again said to Abram, "I am God Almighty. I will make a covenant with you." Then Abram bowed to the ground.



Unit 05 - Slide 15


God also told Abram, "You will be the father of many nations. I will give you and your children the land of Canaan. I will be their God forever. You must circumcise every male in your family.



Your wife, Sarai will have a son. He will be the son of promise. Name him Isaac. I will make my covenant with him. I will make Ishmael a great nation too, but my covenant will be with Isaac."

Unit 05 - Slide 16

Then God changed Abram's name to Abraham, which means "father of many." God also changed Sarai's name to Sarah, which means "princess." That day Abraham circumcised all the males in his household.



About a year later, when Abraham was 100 years old and Sarah was 90, Sarah gave birth to Abraham's son. They named him Isaac, as God had told them to do.

Unit 05 - Slide 17


When Isaac was a young man, God tested Abraham's faith by saying, "Take Isaac, your only son, and kill him as a sacrifice to me." Again, Abraham obeyed God. He prepared to sacrifice his son.



As Abraham and Isaac walked to the place of sacrifice, Isaac asked, "Father, we have wood for the sacrifice, but where is the lamb?" Abraham replied, "God will provide the lamb for the sacrifice, my son."


Unit 05 - Slide 18

When they reached the place of sacrifice, Abraham tied up his son Isaac and laid him on an altar. He was about to kill his son when God said, "Stop! Do not hurt the boy! Now I know that you fear me because you did not keep your only son from me."



Unit 05 - Slide 19

Nearby, Abraham saw a ram that was stuck in a bush. God had provided the ram to be the sacrifice instead of Isaac. Abraham happily offered the ram as a sacrifice.



Then God said to Abraham, "Because you were willing to give me everything, even your only son, I promise to bless you. Your offspring will be more than the stars in the sky. Because you have obeyed me, I will bless all the families of the world through your family."

Unit 05 - Slide 20

Answer the questions.

1. Who is the son of promise?
2. Why did Sarai tell Abram to have a child with Hagar?
3. Why do you think God asked Abraham to sacrifice his own son?
4. When is it hard for you to obey God?



Unit 05 - Slide 21

Listen and fill in the blanks.

spring

higher

call

summer

fall

colder

all

winter

mall

warmer

later

better

A: Tonight, we are planning our vacation. We can go during the summer or the ____1. I am too busy to go during the ____ 2. The summer would be ____3, because it is ____ 4. What do you ____ 5 think? I can ____ 6 the airline at noon.

B: I think earlier in the ____ 7 is better, because it's cooler than the ____ 8. If we go ____ 9 in the year, the hotel prices are ____ 10, too.



Unit 05 - Slide 22

Role Play: Partner A – Travel Agent

A: What do you want to do on vacation?

B: I want to ____, and I want to travel in the ____ season.

A: You might like the ____ hotel. It has a ____ star rating.

	Hotel 1	Hotel 2	Hotel 3
Hotel name	City Center 	Seaside Inn 	Mountain Manor 
Rating	★ ★	★ ★ ★	★ ★ ★ ★
Price per night	\$35	\$75	\$105
Best season	spring or fall	summer	winter
Things to do			

©2020-2022 Literacy International

23



Unit 05 - Slide 23

Role Play: Partner B – Customer

A: What do you want to do on vacation?

B: I want to _____, and I want to travel in the _____ season.

A: You might like the _____ hotel. It has a _____ star rating.

	Hotel 1	Hotel 2	Hotel 3
Hotel name			
Rating			
Price per night			
Dates available			
Things to do	visit theaters and museums	swim, relax, catch fish	ski, skate, hike in the snow

Unit 05 - Slide 24

Abraham's Song









Abraham and Sarah were very very old when God gave them a promise and this is what he told them:
 "You will have a baby and descendants like the stars.
 Through you I'll bless the whole world,
 all nations near and far."

They loved their son Isaac. And then God tested Abe.
 He said, "Sacrifice your son to me." So Abraham obeyed.
 He took a knife to kill him, ready to do what God said.
 But God said "Stop! Don't hurt your boy."
 And gave his sheep instead.







Unit 05 - Slide 25

1A. Homework – Write about the pictures.

1 	It is autumn. The leaves are falling.	4 	
2 		5 	
3 		6 	

Unit 05 - Slide 26

1B. Homework – Write about the pictures.

7 		10 	
8 		11 	
9 		12 	

Unit 05 - Slide 27

2A. Fill in the blanks

nations

wives

leaves

sons

winter

flowers

summer

stars

- A. "There will always be cold and hot, summer and _____, day and night on earth."
- B. The _____ fall during autumn and _____ bloom in spring.
- C. Abraham had two _____ who gave him two _____.
- D. Because Abraham trusted God, all _____ are blessed.
- E. Abraham's offspring outnumber the _____ in the sky.

Unit 05 - Slide 28

2B. Write the correct forms.

Singular	Plural	Singular	Plural
1. wife	wives	8.	children
2. sacrifice		9. holiday	
3.	nations	10.	people
4. baby		11. life	
5. covenant		12.	churches
6.	stories	13. box	
7. woman		14. potato	

Unit 05 - Slide 29

3. Write questions and ask your partner.

Questions	Answers
1. What is your favorite season?	My favorite season is fall.
2. What are you doing _____	
3. What _____ is it	
4. Which _____ is he staying at	
5. When will the _____ arrive	
6. Where are you going on _____	
7. What do you do in the _____	

Unit 05 - Slide 30

4. Answer and say the sentences. Mark the /er/ and /awl/ sounds.

A. What color is the wall?	The wall is blue.
B. When does summer start?	
C. Do you like to shop at the mall?	
D. Is winter warmer than fall?	
E. Who do you call on the phone?	
F. Is butter better than olive oil?	

Unit 05 - Slide 31

5. Bible Reading Review

1. What new name did God give Abram? What does the new name mean?
2. What new name did God give Sarai? What does the new name mean?
3. Who was Ishmael's mother?
4. How old were Isaac's parents when he was born?
5. What questions do you still have about this story?

Unit 05 - Slide 32

6A. Choose 1 Verse to memorize.

A

"Because you were willing to give me everything, even your only son, I promise to bless you. Your offspring will be more than the stars in the sky."

[Genesis 22:17 ERV](#)

B

At exactly the time God said it would happen, Sarah became pregnant and gave birth to a son for Abraham in his old age. [Genesis 21:3](#)

Unit 05 - Slide 33

6B. Choose 1 verse to memorize and read the next verses.

C

“The fig tree teaches us a lesson: When its branches become green and soft, and new leaves begin to grow, then you know that summer is very near.” [Matthew 24:32 ERV](#)

- Read the next lesson’s Bible verses: Genesis [24:1-25:26](#) in your language.

Unit 05 - Slide 34

7A. Read the email message.

To: Audrey
From: Mom
Re: Vacation
Hi, Audrey.



I’d like to go on a vacation with you in the early spring. I think we should go to a warmer place, like Morocco or Spain. Call me tonight or by noon tomorrow, if you want to go. I was hoping to ride camels with you and visit your friends in Spain. The weather should be warm and sunny. We can visit museums and celebrate the Easter holiday there. We can relax and sleep late every day. I love you. Talk to you soon.

Love,

Mom

Unit 05 - Slide 35

7B. Answer the questions from the email.

- A. When does Audrey's mom want to go on vacation?
- B. What does Audrey's mom want to do with Audrey on vacation?
- C. Where does Audrey's mom want to travel?
- D. What time does Audrey's mom want her to respond by?
- E. Where do YOU want to go on vacation?

Unit 05 - Slide 36

8. Homework – Writing

Write a letter to a friend about what you like to do each season and holiday. Example: **Dear Joe, My favorite season is autumn, because the leaves change color. We also celebrate the Thanksgiving holiday in the fall.**




Unit 05 - Slide 37

9. Now I Can...

- I can talk about time and the seasons.
- I can understand, say, read, and write the 12 vocabulary words.
- I can say and write plural nouns.
- I can understand that God promised to bless all nations through Abraham.

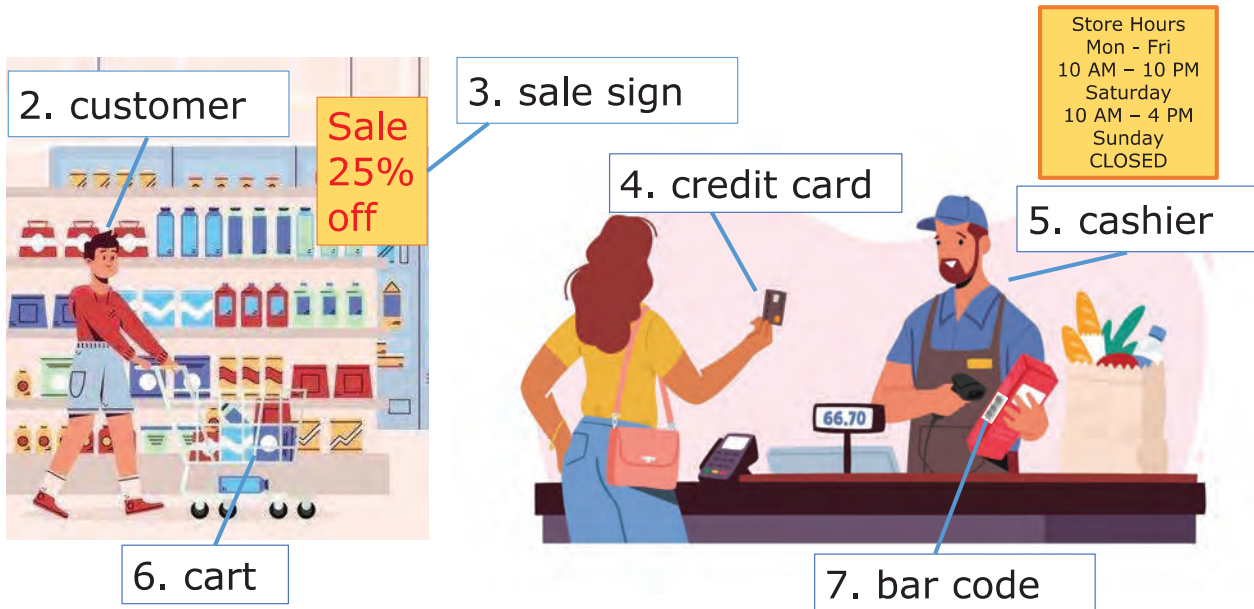
Unit 05 - Slide 38

Lesson A2-06 What do you see?





Unit 06 - Slide 03

1. Shopping at the Supermarket



Unit 06 - Slide 04

Listen and repeat.

<p>1</p> 	<p>2</p> 	<p>3</p> 	<p>4</p> 
<p>a cart</p>	<p>a barcode</p>	<p>a cashier</p>	<p>a sale</p>
<p>I need a cart.</p>	<p>Scan the barcode.</p>	<p>The cashier works hard.</p>	<p>The store has a sale today.</p>

Unit 06 - Slide 05

Listen and repeat.

<p>5</p> 	<p>6</p> 	<p>7</p> 	<p>8</p> 
<p>a credit card</p>	<p>market</p>	<p>a receipt</p>	<p>cash</p>
<p>I pay with a credit card.</p>	<p>Welcome to the market.</p>	<p>Here is your receipt.</p>	<p>We paid cash for the food.</p>

Unit 06 - Slide 06

Listen and repeat.

<p>9</p> 	<p>10</p> 	<p>11</p> 	<p>12</p> 
<p>to return</p>	<p>to open</p>	<p>to close</p>	<p>to try on</p>
<p>I want to return the box.</p>	<p>Please open the door</p>	<p>Please close the door.</p>	<p>I want to try on the skirt.</p>

Unit 06 - Slide 07

Numbers 1-60 Review

1	one	11	eleven	30	thirty
2	two	12	twelve	40	forty
3	three	13	thirteen	50	fifty
4	four	14	fourteen	60	sixty
5	five	15	fifteen	For numbers 21-60 add the tens place with ones place. Examples: forty + four = forty-four fifty + nine = fifty-nine	
6	six	16	sixteen		
7	seven	17	seventeen		
8	eight	18	eighteen		
9	nine	19	nineteen		
10	ten	20	twenty		

Unit 06 - Slide 08

Noncount Nouns

Noncount Noun	Quantifiers	Phrase
water	bottle, glass, liter	12 bottles of water
rice	box, bag, bowl	2 bags of rice
bread	loaf, slice, piece	3 loaves of bread
gas	tank, can, gallon	20 gallons of gas
food	a cart, a bag	5 bags of food
cash	a lot, a little, some	a little cash
homework	a lot, a little, some	some homework



Unit 06 - Slide 09

Listen and repeat.

A: Hello. Do you want to pay with cash or credit card?

B: Credit card.

A: Ok. The total is \$59.17. Would you like a receipt?

B: Yes, please.

A: Do you want paper or plastic bags?

B: No, thank you. We have our own bags.

A: Great. Thanks for shopping with us!

B: You're welcome. Have a nice day.



Unit 06 - Slide 10

Listen and repeat.

A: So, Becky, what do you do?

B: I'm a cashier at a big supermarket. I scan barcodes and take cash and credit cards from customers.

A: That's interesting. What do you like about your job?

B: I like talking to people and helping them.

A: Good for you!



Unit 06 - Slide 11

Listen and repeat.

1. /A/ spelled ay	2. /er/ spelled ur	3. Challenge
pay	burn	
may	return	
pray	hurt	
birthday	church	
say	turn	

- A. May I return this bottle of milk?
B. We prayed at church on Thursday.

Unit 06 - Slide 12


Listen and repeat.

A. -	B. -	C. - -
return	market	Open it.
receipt	open	credit card
cashier	barcode	Close the door.
a cart	closes	Abraham

Unit 06 - Slide 13

God Provides for Isaac

[Genesis 24:1-25:26](#)



When Abraham was very old, his son Isaac grew up to be a man. So Abraham sent one of his servants back to the land where his relatives lived. He told his servant to bring back a wife for Isaac.

Unit 06 - Slide 14

After a very long journey to the land where Abraham's relatives lived, God led the servant to Rebekah. She was the granddaughter of Abraham's brother.

Rebekah agreed to leave her family and go back with the servant to Isaac's home. Isaac married her as soon as she arrived.




Unit 06 - Slide 15

After a long time, Abraham died. God then blessed Abraham's son Isaac because of the covenant he had made with Abraham. One of God's promises in that covenant was that Abraham would have many descendants. But Isaac's wife, Rebekah, could not have children. So Isaac prayed for her.



Unit 06 - Slide 16

The Lord heard Isaac's prayers and allowed her to get pregnant with twins. The two babies inside her struggled with each other, so Rebekah asked God what was happening.



God told Rebekah, "You will give birth to two sons. Their descendants will become two different nations. They will struggle with each other but the nation of your older son will have to obey the nation of your younger son."



Unit 06 - Slide 17


When Rebekah's twins were born, the older son was red and hairy, so they named him Esau. Then the younger son came out holding on to Esau's heel, so they named him Jacob.



Unit 06 - Slide 18

Answer the questions.

1. Who was Rebekah?
2. What did God tell Rebekah?
3. How did God show his faithfulness to Abraham?
4. Why did Isaac pray for Rebekah?
5. When did the Lord hear your prayers? What happened?



Unit 06 - Slide 19

Listen and fill in the blanks.

market

adventures

cash

pay

Thursday

pray

burned

church

open

birthday

A: I'm going to ____1 on ____2 for Bible study. We'll ____3 and then discuss Acts. I'm excited to talk about Paul's ____4. I need to go to the ____5 first to buy snacks. I think I have enough ____6 to ____7 for them.

B: That sounds great. I'll go with you to the store. It should still be ____8. I need to buy a ____9 cake for Emma. I tried to bake one for her, but it ____10!



Unit 06 - Slide 20

Role-Play: Shopping

A.

Cashier

1. Can I help you?
2. Do you want to try on that ____?
3. Did you know all of our ____ are 50% off?
4. Do you need a shopping cart?
5. Did you find everything you needed?
6. Do you have any questions?
7. Do you want a paper or plastic bag?
8. Do you want to pay with cash or credit card?
9. Would you like a receipt?



Unit 06 - Slide 21

Role-Play: Shopping

B.

Customer

1. Is this ___ on sale?
2. May I return this ___?
3. What time does the store close tonight?
4. What time does the store open on Saturday?
5. How much does a box of _____ cost?
6. Do you sell _____?
7. Do you have _____ in a different size?
8. Where is the _____?
9. Can you please scan this barcode for the price?



Unit 06 - Slide 22







Game - Charades

Act out the vocabulary words.



Unit 06 - Slide 23

1A. Homework – Write about the pictures.

<p>1</p> 	<p>We can buy bags of rice and bottles of juice at the market.</p>	<p>4</p> 	
<p>2</p> 		<p>5</p> 	
<p>3</p> 		<p>6</p> 	

Unit 06 - Slide 24

1B. Write about the pictures.

<p>7</p> 		<p>10</p> 	
<p>8</p> 		<p>11</p> 	
<p>9</p> 		<p>12</p> 	

Unit 06 - Slide 25

2A. Fill in the blanks.

ten	credit card	closed	barcode	cash	go
heel	rice	cashier	cart	food	say

- A. You can pay with _____ or _____.
- B. We filled up the _____ with a lot of _____ today.
- C. Please buy _____ bottles of soda and four bags of _____.
- D. The _____ scanned the _____ and said the price was \$53.
- E. Our family went to the store to _____ shoes, but the store was _____ until 10:45.

Unit 06 - Slide 26

2B. Write the Number

Number	Word		Number	Word
56	fifty-six		11	
20			41	
12			38	
29			59	
3			44	
32			60	
47			13	

Unit 06 - Slide 27

3. Write questions and ask your partner.

Questions	Answers
1. Where is the market?	The market is over there.
2. Do you have a lot of _____	
3. How much is a bottle of _____	
4. How much _____ do you have	
5. Where do you buy _____	
6. Do you use _____ or _____	
7. How much do you pay for _____	

Unit 06 - Slide 28

4. Answer and say the sentences. Mark the /A/ and /er/ sounds.

A. Where is the church?	The church is over there.
B. What day is it today?	
C. Where does your body hurt?	
D. What did you return to a store?	
E. What is the date on Saturday?	
F. Do you shop on Thursdays?	

Unit 06 - Slide 29

5. Bible Reading Review


Fill in the names and match the pictures with the sentences.

1. _____ became pregnant with two sons.
2. _____ sent a servant to find a wife for _____.
3. God told _____ that her sons would make two different nations.
4. The younger son, _____, was born holding the heel of _____.

A. _____



B. _____



C. _____



D. _____



Unit 06 - Slide 30

6A. Choose 1 Verse to Memorize

A

“Go back to my country, to my own people, to find a wife for my son Isaac. Bring her here to him.” [Genesis 24:47 ERV](#)

B

Isaac’s wife could not have children. So Isaac prayed to the LORD for her. The LORD heard Isaac’s prayer, and he allowed Rebekah to become pregnant. [Genesis 25:21 ERV](#)

Unit 06 - Slide 31

6B. Choose 1 verse to memorize and read the next verses.

C “ Don’t save treasures for yourselves here on earth. Moths and rust will destroy them. And thieves can break into your house and steal them. Instead, save your treasures in heaven, where they cannot be destroyed by moths or rust and where thieves cannot break in and steal them.”

[Matthew 6:19-20 ERV](#)

- Read the next lesson’s Bible verses: [Genesis 25:27-35:29](#) in your language.

Unit 06 - Slide 32

7A. Read the letter



Dear Super Shoes Store Manager,

I bought a pair of shoes from your online store on May 27th. I paid \$35.59 by credit card and I have attached a copy of my receipt. When I tried on the shoes, they fit very well. I like the color and style. But when I wore them to school, I saw that the bottom of one shoe has a hole in the heel!

I am returning the shoes. I would like to exchange these shoes for a different pair that does not have a hole. If you do not have another pair of shoes in this size, please refund my money. Thank you for your help.

Sincerely,

Nabeel Smith

Unit 06 - Slide 33

7B. Answer questions about the letter.

- A. Who is the letter to?
- B. Why did Nabeel like the shoes?
- C. What was the problem?
- D. What does he want now?
- E. Have you returned something to a store? What happened?

Unit 06 - Slide 34

8. Writing

Write a review for a store or market you like.



I like to shop at _____ because
_____. The prices are _____. The people are
_____ and the _____ are _____. I
shop there _____ times a _____. The store is open
_____ to _____. I go there to buy _____ and
_____. You can buy a lot of _____ or a _____ of
_____ here. You can also buy some _____. It's great!

Unit 06 - Slide 35

9. Now I Can...

- I can talk about shopping.
- I can understand, say, read, and write the 12 vocabulary words.
- I can use and correctly write numbers 1-60.
- I can use noncount nouns with quantifiers.
- I can understand God is faithful in keeping his promises.

Unit 06 - Slide 36


Lesson A2-07

What do you see?



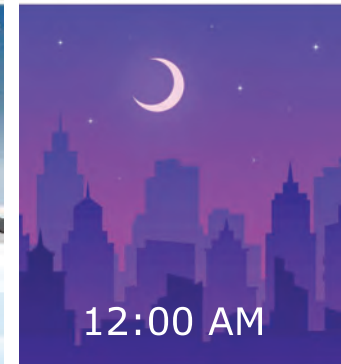

Unit 07 - Slide 04

What do you see?



Unit 07 - Slide 07

What do you see?



Unit 07 - Slide 08

What do you see?



Unit 07 - Slide 09

A contraction is one short word made from two words. The apostrophe replaces the missing letters.

Subject	To Be	Contraction	Negative Contraction	
I	am	I'm	I'm not	
he she it	is	he's she's it's	he's not she's not it's not	he isn't she isn't it isn't
you we they	are	you're we're they're	you're not we're not they're not	you aren't we aren't they aren't

Unit 07 - Slide 10

	Subject	Possessive Adjective	Sentence
1	I	my	I hold my apartment key.
2	You	your	You pack your luggage.
3	He	his	He fills his bag with food.
4	She	her	She wears her sunglasses.
5	It	its	It plays with its ball.
6	We	our	We show our ID cards.
7	They	their	They like their roommates.



Unit 07 - Slide 11

We can also use **'S** to show belonging.

"Of" Phrase	Apostrophe S
The wife of Adam.	Adam 's wife
The husband of Eve.	Eve 's husband
The wallet of the teacher.	The teacher 's wallet
The key of the girl.	The girl 's key
The luggage of Pete.	Pete 's luggage

Unit 07 - Slide 12

Question Words

	Question	Verb	Object	Your Answer
1	Who	wears	boots?	
2	What	is	your favorite weather?	
3	Where	are	your gloves?	
4	When	is	the weather cool?	
5	Why	are	you here?	
6	How	is	the temperature today?	
7	How much	is	a new coat?	

Unit 07 - Slide 13

How's the weather?

	Noun	Adjective	Sentences
1	sun	sunny	The sun is hot. It's _____.
2	ice	icy	The _____ is cold. It's icy.
3	wind	windy	It's windy. The ____ is blowing.
4	snow	snowy	It's _____. The snow is falling.
5	fog	foggy	The fog is thick. It's _____.
6	storm	stormy	The _____ is bad. It's stormy.
7	rain	rainy	It's rainy. The _____ is falling.

Unit 07 - Slide 14

Listen and repeat.

A/an (for general objects)	The (for specific objects)
Is he boarding a ship?	He's boarding the 3:00 ship going to Australia.
I can't drive a motor scooter on an icy road.	I drive the blue motor scooter every day.
They took a bus to go to a party.	They took the East Road bus to go to the birthday party.
I can write an email on my phone.	I can read you the email from John.

Unit 07 - Slide 15

Listen and repeat.

A (before a consonant sound)	An (before a vowel sound)
a parking lot	an adult
a bus	an electric car
a passenger	an early train
a highway	an Indian student
a subway	an October day
a yellow taxi	an umbrella
a university /yU-ni-ver'-si-tE/	an hour /owr/

Unit 07 - Slide 16

Plural Nouns

Singular noun ending	+ ending	Plural
Most consonants and vowels • son • hotel	Add -s	sons hotels
-sh, -ch, -x, -s, -z • class • church	Add -es	classes churches
Vowel + y • day • boy	Add -s	days boys
Consonant + y • party • family	Replace y with -ies	parties families

Unit 07 - Slide 17

Plural Nouns

Singular Noun Ending	+ ending	Plural
-o • potato • tomato	Add -es	potatoes tomatoes
-f or -fe • wife • shelf	Replace f or fe with -ves	wives shelves
Irregular nouns man foot woman tooth child mouse person sheep	These words may change spelling and do not end with s	Irregular nouns men feet women teeth children mice people sheep

Unit 07 - Slide 18

Numbers 1-60 Review

1	one	11	eleven	30	thirty
2	two	12	twelve	40	forty
3	three	13	thirteen	50	fifty
4	four	14	fourteen	60	sixty
5	five	15	fifteen	For numbers 21-60 add the tens place with ones place. Examples: forty + four = forty-four fifty + nine = fifty-nine	
6	six	16	sixteen		
7	seven	17	seventeen		
8	eight	18	eighteen		
9	nine	19	nineteen		
10	ten	20	twenty		

Unit 07 - Slide 19

Noncount Nouns


Noncount Noun	Quantifiers	Phrase
water	bottle, glass, liter	12 bottles of water
rice	box, bag, bowl	2 bags of rice
bread	loaf, slice, piece	3 loaves of bread
gas	tank, can, gallon	20 gallons of gas
food	a cart, a bag	5 bags of food
cash	a lot, a little, some	a little cash
homework	a lot, a little, some	some homework



Unit 07 - Slide 20

Conversation Questions A

1. Where do you live? Who lives with you?
2. What do you like to discuss with your friends?
3. What's in your wallet or bag? Why do you carry those things?
4. What is your favorite weather and season? Why?
5. What do people wear in cold weather?
6. Who was Adam's wife? Who was Sara and Abraham's son?



Unit 07 - Slide 21

Conversation Questions B



1. Where do you like to shop? What do you usually buy?
2. How do you pay when you shop? Do you ask for a receipt?
3. How do you travel to school or work? How can you travel to other cities or countries?
4. How much water do you drink each day?
5. How much homework do you do each day?
6. How many holidays are there this season? What are they?

Unit 07 - Slide 22

Listen and repeat.

1. /A/ spelled a-e	2. /E/ spelled e-e	3. /I/ spelled i-e
made	Eve	bride
female	these	bike
4. /O/ spelled o-e	5. /U/ spelled u-e	6. /ar/
phone	use	apartment
alone	cute	party

- A. God made Eve to be Adam's bride.
 B. I used her new phone at our party.

Unit 07 - Slide 23

Listen and repeat.

7. /ld/	8. /er/ spelled or	9. /er/
cold	history	warmer
world	neighbor	winter
10. /awl/ spelled all	11. /A/ spelled ay	12. /er/ spelled ur
fall	pay	burn
call	pray	church

- A. I like to pray with my neighbors at the church.
 B. I don't enjoy the cold in winter, at all.

Unit 07 - Slide 24

Say the word and the stress pattern.

A	B	C	D	E
—	—	—	—	—
	-	-	--	- -

1. roommate
2. together
3. sunglasses
4. mask
5. temperature
6. sweater
7. highway
8. parking lot
9. tonight
10. we're late
11. cashier
12. barcode

Unit 07 - Slide 25

Answer the questions.

1. What did God create?
2. What did God say about the trees?
3. Why did God make a wife for Adam?
4. What is your favorite part of God's creation?
5. What do you create?
6. What questions do you have about God's creation?



Unit 07 - Slide 26

Answer the questions.

1. What did the snake ask Eve?
2. What did Adam and Eve do wrong?
3. Why did Adam hide from God?
4. Why did God make them leave the garden?
5. What do you think of this story?



Unit 07 - Slide 27

Answer the questions.

1. What did God decide to do about all the bad, violent people?
2. Why did God tell Noah to build a boat?
3. Why do you think that God chose a rainbow to remind us of his promise?
4. How do you obey God?



Unit 07 - Slide 28

Answer the questions.

1. How did God make the people stop building the tower?
2. Who was Melchizedek?
3. Why was it bad for the people to build a tower?
4. Why was it hard for Abram to believe that he would have many children?
5. Do you believe God's promises? Why or why not?



Unit 07 - Slide 29

Answer the questions.


1. Who is the son of promise?
2. Why did Sarai tell Abram to have a child with Hagar?
3. Why do you think God asked Abraham to sacrifice his own son?
4. When is it hard for you to obey God?



Unit 07 - Slide 30

Answer the questions.

1. Who was Rebekah?
2. What did God tell Rebekah?
3. How did God show his faithfulness to Abraham?
4. Why did Isaac pray for Rebekah?
5. When did the Lord hear your prayers? What happened?



Unit 07 - Slide 31

Listen and fill in the blanks.

bride

fall

history

pray

use

female

alone

Eve

apartment

winter

church

world

Adam was the first man in _____1. But he was _____2 in the _____3. So God decided to _____4 one of Adam's ribs to make the first _____5. Adam named her _____6. Although there was no _____7 in which to marry them, Eve became Adam's _____8. We don't know if the Garden had cooler seasons like _____9 or _____10, but we _____11 not, as Adam and Eve had no clothes, and no _____12 to stay in, to keep them warm.

Unit 07 - Slide 32

Game - Charades

Act out the vocabulary words.



Unit 07 - Slide 33

First Review Quiz



Take the listening, speaking and writing quiz with your teacher.

Listen to the five 2-part questions and say your answers.

Then look at the theme picture and write 5 sentences about it. Each sentence must have at least 5 words.

Unit 07 - Slide 34

1 & 2 Homework

1. Read the next lesson's Bible verses: [Genesis 25:27-35:29](#)
2. Take the [quiz](#) at this link



Quiz A2-07

<https://bit.ly/quizA2-07> and write your score here ____

If you are not happy with your score, practice more. Then take the quiz again, and write your new score here ____

Unit 07 - Slide 35

Homework - Now I Can...

- I can use contractions with [am/is/are](#).
- I can use possessive adjectives and apostrophe S
- I can ask and answer common questions.
- I know when to use [a](#), [an](#) or [the](#).
- I can spell plural forms of nouns.
- I can use the numbers 1-60.
- I can use quantifiers with noncount nouns.

Lesson A2-08



What do you see?

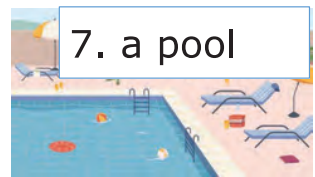


Unit 08 - Slide 03




2. an airport

1. Places in a town



7. a pool




3. a cinema



5. a playground




8. a jail / prison



4. a museum



6. a gas station



9. a zoo

Unit 08 - Slide 04

Listen and repeat.

<p>1</p> 	<p>2</p> 	<p>3</p> 	<p>4</p> 
<p>a city hall</p>	<p>a pool</p>	<p>a zoo</p>	<p>a museum</p>
<p>We meet at the city hall.</p>	<p>We swim at the pool.</p>	<p>We see animals at the zoo.</p>	<p>We visit the art museum.</p>

Unit 08 - Slide 05


Listen and repeat.




<p>5</p> 	<p>6</p> 	<p>7</p> 	<p>8</p> 
<p>a gas station</p>	<p>a building</p>	<p>a playground</p>	<p>a bar</p>
<p>I buy gas at a gas station.</p>	<p>We live near a big building.</p>	<p>The kids play at the playground.</p>	<p>She works in a wine bar.</p>





Unit 08 - Slide 06

Prepositions – Where's the cat?

behind in front of next to in on between above

1.  The cat is **below** the box.

2.  3.  4. 

5.  6.  7.  8. 

Unit 08 - Slide 09

Question ?	Answer
1. How do you say <i>piscina</i> in English?	We say <i>pool</i> .
2. How do you say <i>museum</i> in Spanish?	We say <i>museo</i> .
3. How do you say _____ in your language?	We say _____.
4. How do you say _____ in _____?	We say _____.
5. What does <i>cinema</i> mean?	It's a place to watch movies.
6. What does _____ mean?	_____

Unit 08 - Slide 10

Listen and repeat.

A: Excuse me? Where's the **cinema**?

B: The **cinema** is **next to** the **museum**.

A: Hmm... I don't see it. Is it **behind** that **playground**?

B: No, it's **in front of** the **police station**.

A: Oh! I know where the **police station** is. It's **between** the **gas station** and **hospital**, right?

B: Yes, that's right!

A: Thank you so much! Have a good day!



Unit 08 - Slide 11

Listen and repeat.

A: What's that building?

B: That's the **prison**.

A: What does **prison** mean?

B: It's **a place where they lock up people who break laws**.

A: Oh, thanks. I learned a new word!

B: How do you say **prison** in your language?

A: We say **jela** in **Swahili**.



Unit 08 - Slide 12

Listen and repeat.

1. /or/ spelled ore	2. /A/ spelled ai	3. Challenge
shore	jail	
wore	wait	
more	rain	
store	email	
before	praise	

- A. Can we send him email while he waits in jail?
B. Let's get more food from the store before it rains.

Unit 08 - Slide 13

Listen and repeat.

A. -	B. --	C. - -
buildings	cinema	Rebekah
playgrounds	hospital	apartment
market	swimming pool	museum
parking	gas station	beginning
taxi	photograph	together

Unit 08 - Slide 14

God blesses Jacob

[Genesis 25:27-35:29](#)

Isaac and Rebekah's sons got older. As the boys grew up, Jacob loved to stay at home, but Esau loved to hunt animals. Rebekah loved Jacob, but Isaac loved Esau.



Unit 08 - Slide 15


One day, when Esau came back from hunting, he was very hungry. Jacob was cooking a pot of beans. So Esau said to Jacob, "Give me some of the food you made."



Jacob responded, "First, promise me that you will give me everything you should receive because you were born first." So Esau promised to give to Jacob all those things. Then Jacob gave him some food.

Unit 08 - Slide 16

Isaac grew old and his eyes became so bad that he could not see well. He wanted to give his blessing to Esau before he died.



But Rebekah and Jacob tricked him by having Jacob pretend to be Esau. Rebekah helped Jacob put on Esau's clothes and put goatskins on his neck and hands.

Unit 08 - Slide 17

Jacob came to Isaac and said, "I am Esau. I have come so that you can bless me."




When Isaac felt the goat hair and smelled the clothes, he thought it was Esau and blessed him.

Isaac said, "May God give you plenty of rain, good crops, and wine. May the nations serve you and many people bow down to you. You will rule over your brothers. They will bow down to you and obey you. Whoever curses you will be cursed. Whoever blesses you will be blessed."

Unit 08 - Slide 18

Esau hated Jacob because Jacob had stolen his rights as oldest son and also his blessing. So, he planned to kill Jacob after their father died.



But Rebekah heard of Esau's plan. So she and Isaac sent Jacob far away to live with her relatives.



Unit 08 - Slide 19

Jacob lived with Rebekah's relatives for many years. During that time, he got married and had 12 sons and a daughter. God made him very rich.

After 20 years away from his home in Canaan, Jacob returned there with his family, his servants, and all his flocks and herds of animals.



Unit 08 - Slide 20

Jacob was very afraid because he thought Esau still wanted to kill him. So, he sent many of his animals to Esau as a gift.



The servants who brought the animals said to Esau, "Your servant, Jacob, is giving you these animals. He is coming soon."

Unit 08 - Slide 21

But Esau no longer wanted to hurt Jacob. Instead, he was very happy to see him again. So the brothers lived peacefully in Canaan.



Then Isaac died, and Jacob and Esau buried him. The covenant promises God made to Abraham now passed on from Isaac to Jacob.

Unit 08 - Slide 22

Answer the questions.

1. Who was Rebekah's favorite son? Who was Isaac's favorite?
2. Why do you think Rebekah and Isaac loved different sons?
3. What problems happened because Isaac and Rebekah each loved a different son?
4. Why was Esau willing to trade what was his as the firstborn for some food?
5. Jacob tricked Isaac to get his blessing. What does this tell us about Jacob?
6. How do you get along with your brothers, sisters, or other family members?



Unit 08 - Slide 23

Listen and fill in the blanks.

jail	mail	store	more	before	rain
store	praise	hail	waiting	wore	email







Hi Jake. I'm calling because I got your _____1 today. Right now I'm _____ 2 at the _____3 because of the _____ 4 and the _____ 5. I don't want to go outside until the weather clears up. I _____ 6 a hat and brought an umbrella today but it is still too stormy to walk to the _____ 7 and visit my friend Pete.

You remember him, right? He went to school with us. He was arrested and has spent _____ 8 than six months in prison. But in the jail he learned about Christ and he has changed his life. _____ 9 the Lord!

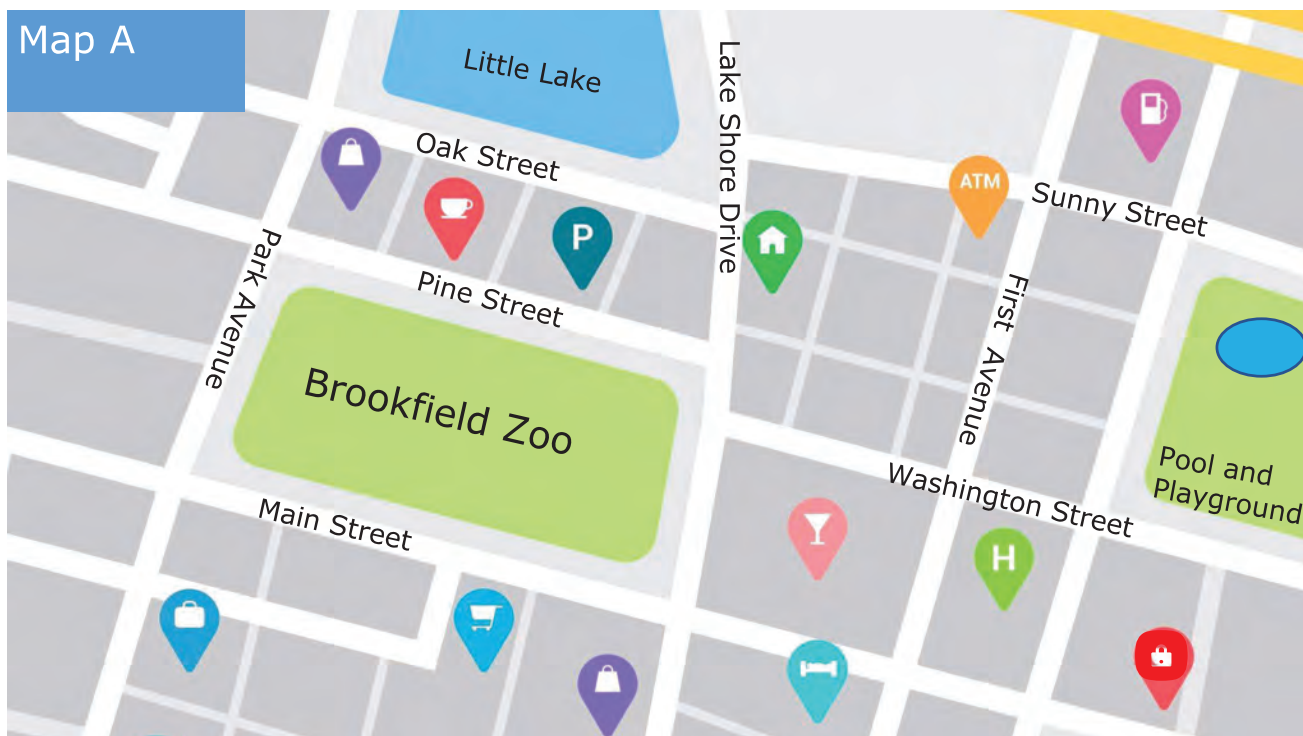


Unit 08 - Slide 24

A. Where is _____ on Map B?







	Coffee shop	The coffee shop is on Elm Street across from the airport.
	Bar	
	Parking lot	
	Home	
	Market	
	Gas station	

Unit 08 - Slide 25

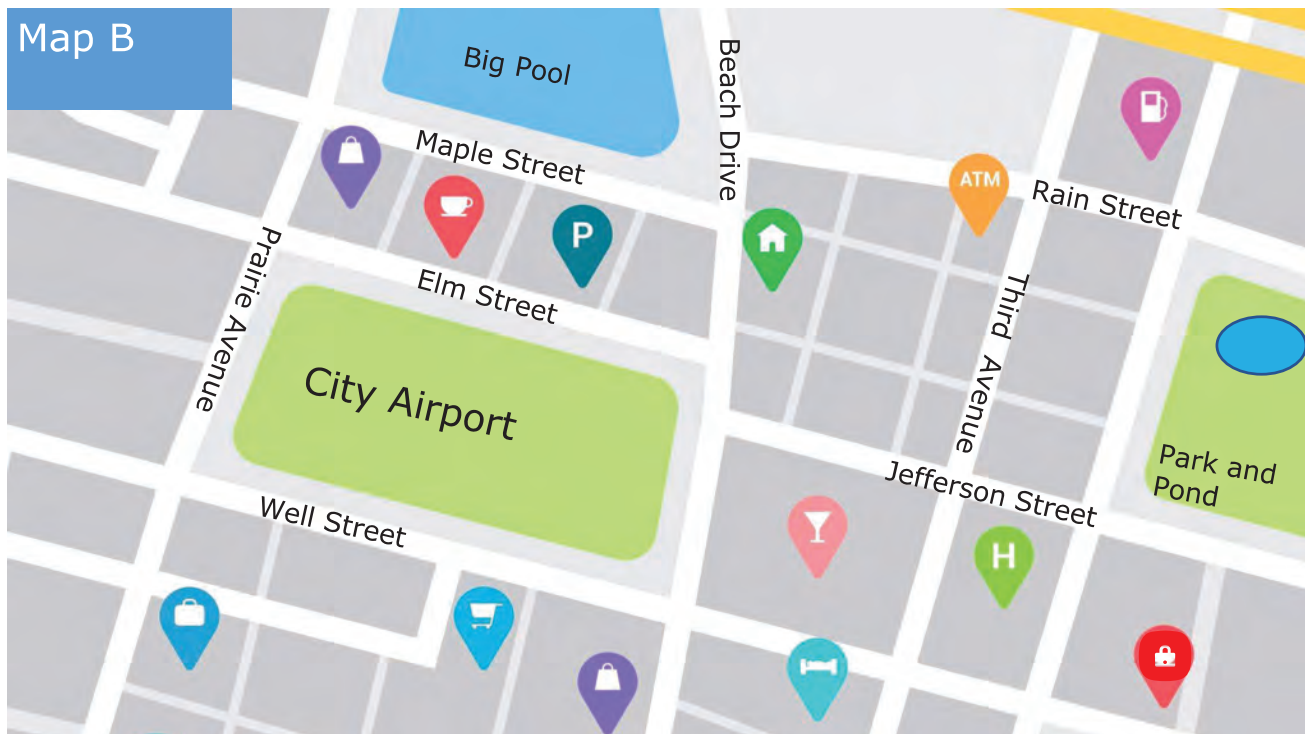


Unit 08 - Slide 26

B. Where is _____ on Map A?

	Coffee shop	The coffee shop is between Oak Street and Pine Street next to the parking lot.
	Bar	
	Parking lot	
	Home	
	Market	
	Gas station	

Unit 08 - Slide 27



Unit 08 - Slide 28

Game – Word Definitions









Unit 08 - Slide 29

1A. Homework – Write about the pictures.

1 	The city hall is where government officers are working.	4 	
2 		5 	
3 		6 	

Unit 08 - Slide 30

1B. Write about the pictures.

7 		10 	
8 		11 	
9 		12 	

Unit 08 - Slide 31

2. Fill in the blanks.

at

between

next to

in

on

1. He's waiting ____ the city hall for his friend.
2. The cinema is ____ the bar ____ Lake Shore Street.
3. The gas station is ____ the airport and the prison.
4. The police station is ____ the city on 42nd Street.
5. Many kids are playing ____ the playground.
6. Sam is ____ home, but his brother is ____ the zoo.
7. We watch movies ____ the cinema ____ Main Avenue.
8. How do you say "Hello" ____ your language?

Unit 08 - Slide 32

3. Write questions and ask a partner.

Questions	Answers
1. Where are <u>you from</u> ?	
2. Where is _____	
3. Is there a _____ in the _____	
4. What's behind _____	
5. What's between _____	
6. How do you say _____ in _____	
7. What does _____ mean	

Unit 08 - Slide 33

4. Answer and say the sentences. Mark the /or/ and /A/ sounds.

A. What did you do before <u>re</u> class?	I visited my friend in <u>ai</u> .
B. Do you visit the zoo or pool more?	
C. When did you wait at the airport?	
D. Do you travel by bus or train?	
E. Did you send an email yesterday?	
F. When do you praise God?	
G. What did you buy at the store?	

Unit 08 - Slide 34

5. Write the correct names from the Bible story.

Isaac

Jacob

Esau

Rebekah

1. Isaac loved his son _____ more than he loved _____.
2. Rebekah loved her son _____ more than she loved _____.
3. _____ liked to hunt and was very hairy.
4. _____ tricked his father, _____.
5. _____ planned to kill _____ because he took his blessing.
6. _____ had twelve sons and one daughter.
7. When _____ died, _____ and _____ buried him.
8. God's promises to Abraham passed on from _____ to _____.

Unit 08 - Slide 35

6A. Choose 1 Verse to memorize.

A

"Many people will come from the east and from the west. These people will sit and eat with Abraham, Isaac, and Jacob in God's kingdom."

[Matthew 8:11 ERV](#)

B

"When I was without clothes, you gave me something to wear. When I was sick, you cared for me. When I was in prison, you came to visit me." [Matthew 25:36 ERV](#)

Unit 08 - Slide 36

6B. Choose 1 verse to memorize and read the next verses.

- C** "May the nations serve you and many people bow down to you. You will rule over your brothers. Your mother's sons will bow down to you and obey you. Whoever curses you will be cursed. Whoever blesses you will be blessed."

[Genesis 27:29 ERV](#)

- Read the next lesson's Bible verses in your language:
[Genesis 37:13-28, 36](#); [Genesis 39:6-23](#); [Genesis 41:1-57](#);
[Genesis 42](#); [Genesis 45:1-28](#); [Genesis 46:1-6](#)

Unit 08 - Slide 37

7A. Read and answer the questions.

My Town – Chicago

I live in Chicago, Illinois. It's a big city on Lake Michigan. It's the 3rd biggest city in the U.S.



by population, after New York and Los Angeles. Chicago has a nickname, it's called "The Windy City" because the wind blows very hard. It's also called "The Windy City" because the politicians in the city hall shout a lot!

Many tourists and business people visit here, so Chicago has two international airports. There is so much to see here including many art, history, and science museums. I love the Lincoln Park Zoo and the Shedd Aquarium, but Adler Planetarium is my favorite place to visit. It's a great place to learn about space, and the skyline of Chicago looks amazing from the Planetarium. When friends come to visit, I like to take them to visit the beautiful buildings and lake shore. It's a great city!

Unit 08 - Slide 38

7B. Answer the questions

- A. What are some parts of Chicago you would like to see?
- B. Why is Chicago called "the Windy City"?
- C. What is the writer's favorite place to visit?
- D. Why does the writer love that place?
- E. What is your favorite place in your town?

Unit 08 - Slide 39

8. Writing



Write a letter about 8 of your favorite places in your town to which you can take a visitor. Use the prepositions of place.
Example: Dear Isaac, When you come to visit, we will go and watch a movie at the cinema on State Street.

Unit 08 - Slide 40

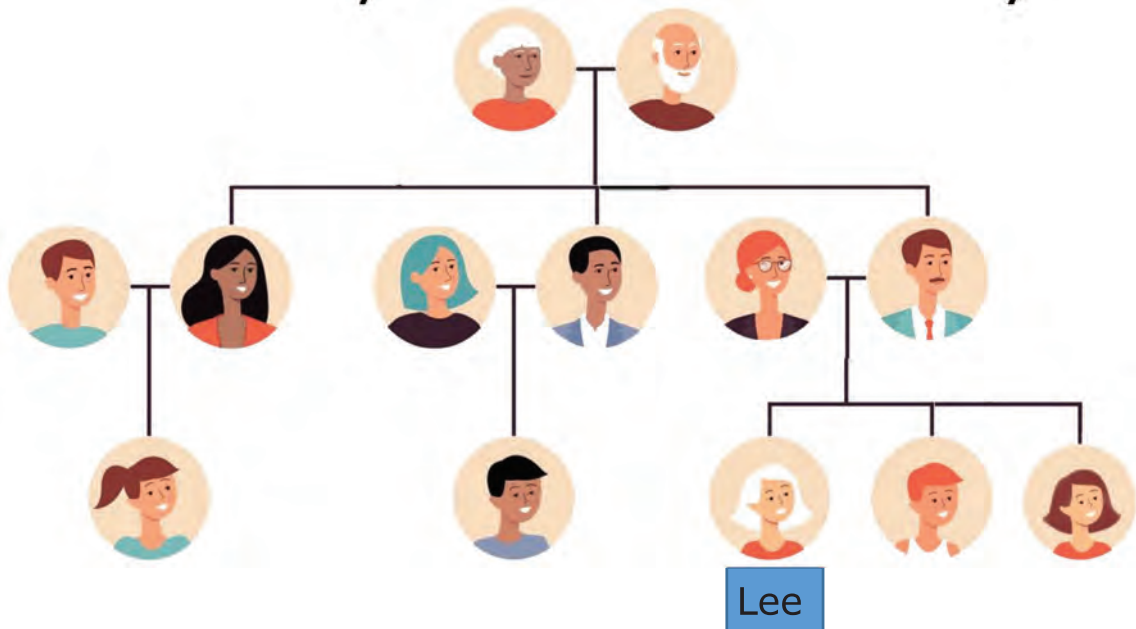
9. Now I Can...

- I can talk about the places in a town.
- I can understand, say, read, and write the 12 vocabulary words.
- I can talk about locations using prepositions.
- I can ask what words mean and how to say them in English.
- I can understand that God loves and blesses the people who believe in Him.

Unit 08 - Slide 41

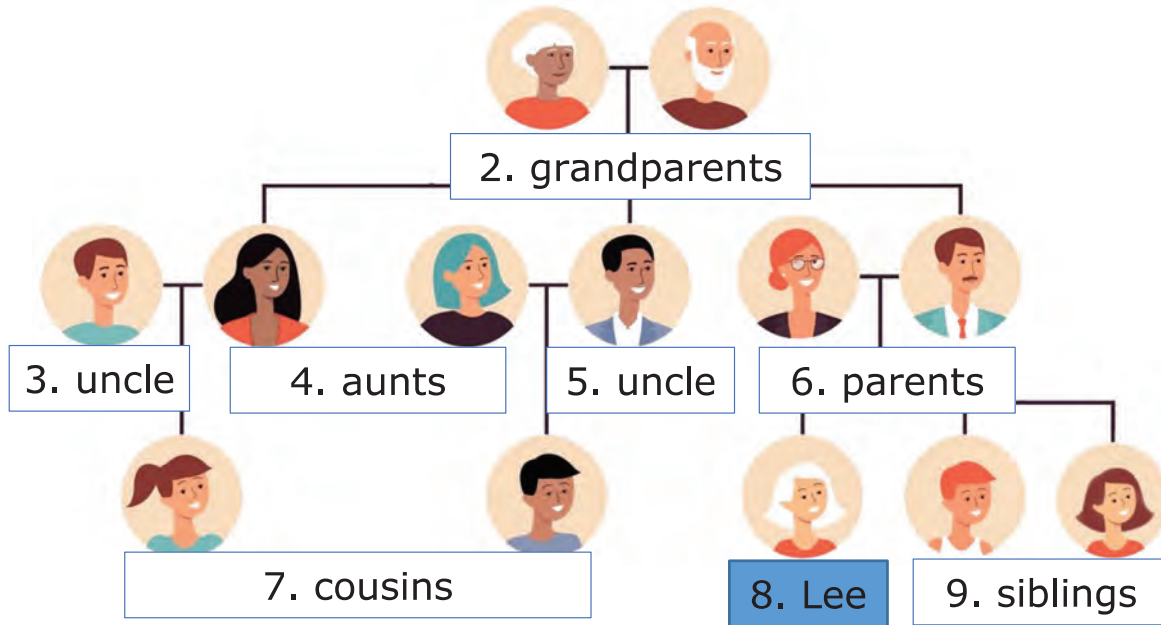
Lesson A2-09

Who do you see in Lee's family?



Unit 09 - Slide 03

1. Lee's Family Tree




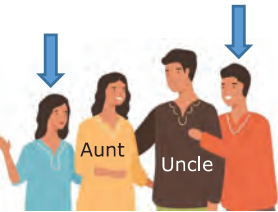


Unit 09 - Slide 04

Listen and repeat.

<p>1</p>	<p>2</p>	<p>3</p>	<p>4</p>
<p>a parent</p>	<p>a grandparent</p>	<p>a sibling</p>	<p>an uncle</p>
<p>Fathers and mothers are parents.</p>	<p>Grandfathers and grandmothers are grandparents.</p>	<p>Brothers and sisters are siblings.</p>	<p>My parents' brothers are my uncles.</p>

Unit 09 - Slide 05

Listen and repeat.

<p>5</p> 	<p>6</p> 	<p>7</p> 	<p>8</p> 
<p>an aunt</p>	<p>a cousin</p>	<p>a home</p>	<p>a wedding</p>
<p>My parents' sisters are my aunts.</p>	<p>My cousins are my uncle and aunt's kids.</p>	<p>I live at home with my family.</p>	<p>My cousin's wedding was beautiful.</p>

Unit 09 - Slide 06

Listen and repeat.

<p>9</p> 	<p>10</p> 	<p>11</p> 	<p>12</p> 
<p>a guest</p>	<p>a mirror</p>	<p>to get along</p>	<p>to fight</p>
<p>Our guests will visit for three days.</p>	<p>He looks at himself in the mirror.</p>	<p>I get along well with all my cousins.</p>	<p>I sometimes fight with my brother.</p>

Unit 09 - Slide 07

We can use 'S to show possession.

	"Of" Phrase	Apostrophe S
1	The siblings of Joseph	Joseph's siblings
2	The uncle of Mary	Mary's uncle
3	The followers of Jesus	Jesus' followers
4	The parents of my parents	My parents' parents
5	The guest of my grandparents	
6	The home of our aunt	
7	The mirror of Dan	

Unit 09 - Slide 08

	Subject Pronoun	Object Pronoun	Sentence
1	I	me	I am a teacher and God loves me.
2	you	you	You are a student and God loves you.
3	he	him	He is my uncle and God loves _____.
4	she	her	_____ is my aunt and God loves _____.
5	it	it	_____ is the world and God loves _____.
6	we	us	_____ are siblings and God loves _____.
7	they	them	_____ are parents and God loves _____.

Unit 09 - Slide 09

Listen and repeat.



A: What are you going to do this weekend?

B: I'm going to visit my **grandparents' home**. It's my **grandmother's birthday**.

A: Are you going to see **your cousins**?

B: Yes, and my **uncles, aunts and siblings** will be there, too.

A: That's great. The last time I saw **my family** was **three years ago at a wedding**. I miss **them**.

Unit 09 - Slide 10

Listen and repeat.



A: I'm so sorry, I broke your **mirror**.

B: Oh no! What happened?

A: I threw a ball at **my cousin** and it hit the **mirror**.

B: Why did you throw a ball inside the house?

A: We were fighting. Please forgive me.

B: I forgive you. But don't fight anymore. You need to get along with **your cousin** and love **him**.

A: Ok. I can try to get along with **him**.



Unit 09 - Slide 11

Listen and repeat.

1. /E/ spelled ee	2. /I/ spelled y	3. Challenge
tree	my	
breeze	sky	
speech	fly	
three	dry	
agree	why	

A. Three birds fly in the blue sky.

B. I feel the breeze on my face.

Unit 09 - Slide 12

Listen and repeat.


A. [—] --	B. [—] -	C. -- [—] -
family	parents	Please forgive me.
grandparents	cousin	I forgive you.
wedding day	uncle	get along with
Abraham	wedding	Check the mirror.

Unit 09 - Slide 13

God Saves Joseph and His Family

[Genesis 37-50](#)

Many years later, when Jacob was an old man, he sent his favorite son, Joseph, to check on his brothers who were taking care of the sheep. Joseph's brothers hated him because their father loved him most, and because Joseph had dreamed that he would be their ruler.



Unit 09 - Slide 14

When Joseph came to his brothers, they attacked him and tore off his beautiful robe. They threw him into an empty well that was dry. Then they sold him to some slave traders.



Before Joseph's brothers returned home, they tore Joseph's robe and dipped it in goat's blood. Then they showed the robe to their father, Jacob, so he would think that a wild animal had killed Joseph. Jacob was very sad.

Unit 09 - Slide 15

The slave traders took Joseph away to Egypt. Egypt was a large, powerful country on the Nile River. They sold Joseph as a slave to a wealthy government official. Joseph served his master well, and God blessed Joseph. His master's wife tried to sleep with Joseph, but Joseph refused to sin against God in this way. She became angry and falsely accused Joseph, so he was arrested and sent to prison. But even in prison, Joseph stayed faithful to God, and God blessed him.



Unit 09 - Slide 16

After two years, Joseph was still in prison even though he was innocent. One night Pharaoh, the Egyptian king, had two dreams that upset him greatly. None of his advisors could tell him the meaning of the dreams.

But God gave Joseph the ability to interpret dreams, so Pharaoh had Joseph brought to him from the prison. Joseph interpreted the dreams for him and said, "God is going to send seven years of good harvests followed by seven years of famine."



Unit 09 - Slide 17


Pharaoh was so impressed with Joseph that he made him the second most powerful man in all of Egypt!

Joseph told the people to store up large amounts of food during the seven years of good harvests. When the seven years of famine came, Joseph sold the food to the people so they would have enough to eat.




Unit 09 - Slide 18

The famine was terrible, not only in Egypt, but also in Canaan where Jacob and his family lived. So, Jacob sent his older sons to Egypt to buy food.




The brothers did not recognize Joseph when they stood before him to buy food. But Joseph recognized them and tested his brothers to see if they had changed. Then Joseph said to them, "I am your brother, Joseph! Do not be afraid. You tried to do evil when you sold me as a slave, but God used the evil for good! Come and live in Egypt so I can provide for you and your families."




Unit 09 - Slide 19

So Joseph's brothers returned home to get their families. When they told their father, Jacob, that Joseph was still alive, he was very happy.



Even though Jacob was an old man, he moved to Egypt with all of his family, and they all lived there. Before Jacob died, he blessed each of his sons.



Unit 09 - Slide 20

The covenant promises that God gave to Abraham were passed on to Isaac, then to Jacob, and then to Jacob's 12 sons and their families.



The descendants of Jacob's 12 sons became the 12 tribes of Israel.

Unit 09 - Slide 21

Answer the questions.

1. Why did Joseph's brothers hate him?
2. Why did the Egyptians put Joseph in prison?
3. What did God do for Joseph while he was in prison?
4. How did Joseph get out of prison?
5. Why did Joseph's brothers come to Egypt?
6. How did Joseph treat his brothers when they came to him in Egypt?
7. How can Joseph's story give you hope for the difficult times in your life?

Unit 09 - Slide 22

Listen and answer the questions.

1. What time does the plane leave?
2. Why is Kate going to India?
3. How many guests will be there?
4. Why does Kate like to look out the window?
5. How does Kate feel to see her family?
6. What does Kate always do at weddings?
7. What date and time does James need to pick up Kate?



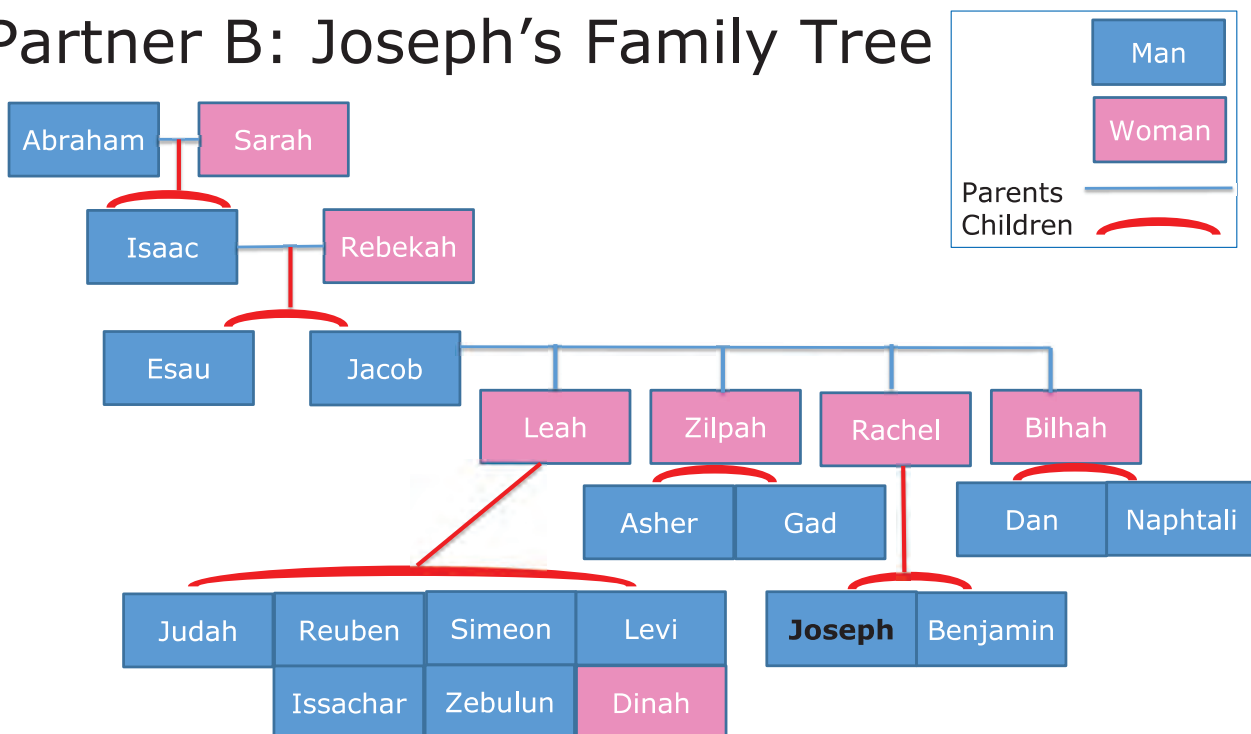
Unit 09 - Slide 23

Partner A – Ask about Joseph’s family.

Questions	Answers
1. Who were Jacob’s four wives?	Leah, Zilpah, Rachel, and Bilhah were Jacob’s wives.
2. Who was Joseph’s uncle?	
3. Who were Rachel’s sons?	
4. Who were Joseph’s grandparents?	
5. Who were Jacob’s grandparents?	
6. Who were Joseph’s parents?	
7. How many siblings did Joseph have?	

Unit 09 - Slide 24

Partner B: Joseph’s Family Tree



Unit 09 - Slide 25

7. Song

He Has the Whole World in His Hands

He has the whole world in his hands. (x4)

He has the little tiny baby in his hands. (x3)

He has you and me brother in his hands. (x3)

He has you and me sister in his hands. (x3)

He has the whole world in his hands.



He has _____ and _____ in his hands.




Unit 09 - Slide 26

1A. Homework – Write about the pictures.

1 	My two cousins are older than me and they live in London, England.	4 	
2 		5 	
3 		6 	

Unit 09 - Slide 27

1B. Write about the pictures.

<p>7</p> 		<p>10</p> 	
<p>8</p> 		<p>11</p> 	
<p>9</p> 		<p>12</p> 	

Unit 09 - Slide 28

2A. Fill in the correct pronouns.

we her he him she them I they it me us

- A. _____ are my cousins and I love _____.
- B. _____ is my aunt and I love _____.
- C. _____ is my uncle and I love _____.
- D. _____ is my pet and I love _____.
- E. _____ am a person and God loves _____.
- F. _____ are all siblings and God loves _____.

Unit 09 - Slide 29

2A. Use the family names on slide 25 to make possessive sentences with 's.

- A. **Jacob's** grandparents were Abraham and Sarah.
- B. _____ sibling was Jacob.
- C. _____ husband was Isaac.
- D. _____ parents were Abraham and Sarah.
- E. _____ sibling was Esau.
- F. _____ wife was Rebekah.
- G. _____ husband was Abraham.

Unit 09 - Slide 30

3. Write questions and ask your partner.

Questions	Answers
1. Are you an only child ?	No, I have a sister.
2. Do you get along with _____	
3. Do you ever fight with _____	
4. How many _____	
5. Do you live near your _____	
6. How often do you visit _____	


Unit 09 - Slide 31

4. Answer and say the sentences. Mark the /E/ and /I/ sounds.

A. When do you feed your baby?	I feed her every three hours.
B. Do you always agree with me?	
C. Why do you cry sometimes?	
D. Are there trees by your home?	
E. What color is the sky now?	
F. How is the weather in July?	

Unit 09 - Slide 32

5. Bible Reading Review



1. What did Joseph's brothers do to him?
2. Why did they put blood on his robe?
3. Why did Jacob send his sons to Egypt?
4. How did Joseph treat his brothers in Egypt?
5. What happened to the descendants of the 12 brothers?

Unit 09 - Slide 33

6A. Choose 1 verse to memorize.

A

It is true that you planned to do something bad to me. But really, God was planning good things. God's plan was to use me to save the lives of many people. And that is what happened.

[Genesis 50:20 ERV](#)

B

The Lord helped Joseph become a successful man.

[Genesis 39:2 ERV](#)

Unit 09 - Slide 34

6B. Choose 1 verse to memorize and read the next verses.

C

We know that in everything God works for the good of those who love him. These are the people God chose, because that was his plan.

[Romans 8:28 ERV](#)

- Read the next lesson's Bible verses: [Exodus 1-4](#) in your language.

Unit 09 - Slide 35

7A. Read and answer the questions.

Sibling Relationships

Our relationships with our brothers and sisters are important in our lives. For many of us, siblings are our first friends. When we get along, it brings lots of joy and love into our lives, but when we fight, we feel sad or angry. In the Bible, we see many examples of siblings who fought, like Esau and Jacob, or Joseph and his brothers. But the Bible also teaches us how to treat each other with love and respect.

The Bible teaches that our brothers and sisters are not just the siblings born into our family, but also the other believers in our lives. Jesus called God "Our Father," because if we believe in Jesus, we are siblings of Jesus and children of God. 1 John 4:20-21 says, "If we say we love God but hate any of our brothers or sisters in his family, we are liars. If we don't love someone we have seen, how can we love God? We have never even seen him. God gave us this command: If we love God, we must also love each other as brothers and sisters."

It is often difficult to get along with other people, but with God's help, we can have peace, love, and joy in our relationships.

Unit 09 - Slide 36

7B. Answer the questions about Sibling Relationships

- A. Why are sibling relationships important?
- B. Who are some siblings who fought in the Bible?
- C. What happens when we fight?
- D. If we love God, who else must we love?
- E. Why is it difficult to get along with other people?
- F. Which people are difficult for you to get along with?
- G. How can you have more peace and love in your relationships?



Unit 09 - Slide 37

8. Writing

Write a paragraph about your family and how you get along.

Unit 09 - Slide 38

9. Now I Can...

- I can talk about my family and relationships.
- I can understand, say, read, and write the 12 vocabulary words.
- I can use 's to show possession.
- I know when to use subject and object pronouns.
- I understand God's promise to Abraham passed down to his descendants.



Unit 09 - Slide 39

Lesson A2-10

How does she feel?



Unit 10 - Slide 03

1. Feelings



Unit 10 - Slide 04

Listen and repeat.

<p>1</p> 	<p>2</p> 	<p>3</p> 	<p>4</p> 
<p>comfortable</p>	<p>uncomfortable</p>	<p>lonely</p>	<p>worried</p>
<p>He is comfortable.</p>	<p>He is uncomfortable.</p>	<p>He feels lonely.</p>	<p>He is worried about money.</p>

Unit 10 - Slide 05

Listen and repeat.

<p>5</p> 	<p>6</p> 	<p>7</p> 	<p>8</p> 
<p>confused</p>	<p>excited</p>	<p>jealous</p>	<p>brave</p>
<p>They feel confused.</p>	<p>They all are excited.</p>	<p>She is jealous of her friend's new purse.</p>	<p>He is brave.</p>

Unit 10 - Slide 06

Listen and repeat.

9 	10 	11 	12 
surprised	thirsty	upset	homesick
She is surprised.	He is thirsty.	She feels upset.	She is homesick.

Unit 10 - Slide 07

Talking about feelings.

	Question ?	Positive +	Negative -
1	Is she upset?	Yes, she is.	No, she isn't.
2	Am I confused?	Yes, you _____.	No, you aren't.
3	Are they worried?	Yes, _____.	No, _____.
4	Do you feel surprised?	Yes, I _____.	No, _____.
5	Does he feel brave?	Yes, he _____.	No, he doesn't.
6	_____she_____thirsty?	_____.	_____.

Unit 10 - Slide 08

Talk about your feelings.

Questions ?		Answers
1	Why am I so thirsty?	You're thirsty because you ate all the chips!
2	When are you excited?	
3	Where do you feel comfortable?	
4	What makes you feel confused?	
5	How do you feel now?	
6	Who do you think is brave?	
7	When are you worried?	

Unit 10 - Slide 09

Listen and repeat.



A: Hi, **Joe**. How do you feel today?

B: I feel **homesick** because **I can't visit my family for 6 months.**

A: That's **too bad.**

B: Yeah, but how about you? How are you doing today?

A: I feel **excited** because **I start a new job tomorrow.**

B: That's **great!**

A: Yes. So, are you **thirsty**?

B: Yes, let's get something **to drink!**

Unit 10 - Slide 10

Listen and repeat.

1. /E/ spelled ea	2. /ul/ spelled -le	3. Challenge
seat	comfortable	
eat	uncomfortable	
repeat	table	
please	bottle	
season	people	

1. Please find a comfortable seat and then eat.
2. Those people put a bottle on the table.



Unit 10 - Slide 11

Listen and repeat.

A. -	B. -	C. - -
surprised	thirsty	December
confused	worried	excited
upset	jealous	museum
along	lonely	vacation

Unit 10 - Slide 12

God Calls Moses


[Exodus 1-4](#)

After Joseph died, all of his relatives stayed in Egypt. They and their descendants continued to live there for many years and had many children. They were called the Israelites.



Unit 10 - Slide 13

After hundreds of years, the number of Israelites had become very large. The Egyptians were no longer grateful that Joseph had done so much to help them. They became afraid of the Israelites because there were so many of them. So the Pharaoh, who was ruling Egypt at that time, made the Israelites slaves to the Egyptians.



Unit 10 - Slide 14

The Egyptians forced the Israelites to build many buildings and even whole cities. The hard work made their lives difficult, but God blessed them, and they had even more children.



Pharaoh saw that the Israelites had many babies, so he ordered his people to kill all Israelite baby boys by throwing them into the Nile River.



Unit 10 - Slide 15

One Israelite woman gave birth to a beautiful baby boy. She hid the baby for as long as she could.



When the boy's mother could no longer hide him, she put him in a floating basket among the reeds along the edge of the Nile River in order to save him from being killed. His older sister watched to see what would happen to him.



Unit 10 - Slide 16

Pharaoh's daughter saw the basket and looked inside. When she saw the baby, she took him as her own son. She hired an Israelite woman to nurse him without realizing the woman was the baby's own mother.



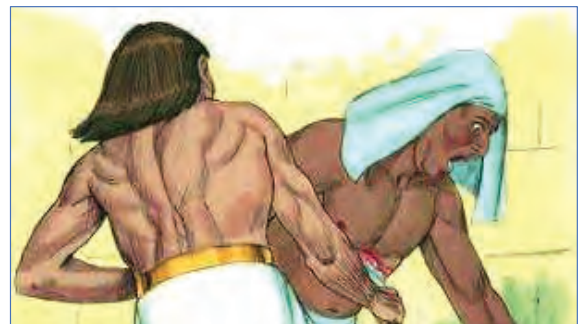
When the child was old enough that he no longer needed his mother's milk, his mother returned him to Pharaoh's daughter. She named him Moses.

Unit 10 - Slide 17

One day, when Moses had grown up, he saw an Egyptian beating an Israelite slave. Moses tried to save his fellow Israelite.



When Moses thought nobody would see, he killed the Egyptian and buried his body. But someone saw what Moses had done.



Unit 10 - Slide 18

Pharaoh learned what Moses had done. He tried to kill him, but Moses fled from Egypt into the wilderness. Pharaoh's soldiers could not find him there.



Moses became a shepherd in the wilderness far away from Egypt. He married a woman from that place and had two sons.



Unit 10 - Slide 19

Moses was taking care of his father-in-law's flock of sheep. One day he saw a bush on fire, burning without being destroyed. He went close to the bush to look at it. When he was very close, God spoke to him.



God said, "Moses, take off your shoes. You are standing on holy ground." Then God said, "I see the suffering of my people. I will send you to Pharaoh so that you can bring the Israelites out of their slavery in Egypt. I will give them the land of Canaan, the land I promised to Abraham, Isaac, and Jacob."

Unit 10 - Slide 20

Moses asked, "What if the people want to know who sent me, what should I say?"



God said, "I AM WHO I AM. Tell them, 'I AM has sent me to you.' Also tell them, 'I am Yahweh, the God of your ancestors Abraham, Isaac, and Jacob.' This is my name forever."

Moses was afraid and did not want to go to Pharaoh because he could not speak well, so God sent Moses' brother, Aaron, to help him.

Unit 10 - Slide 21

Answer the questions.

1. Why did Moses' mother put her baby in the river?
2. Who did Moses kill? Why?
3. How did Moses feel when God told him to go back to Egypt?
4. Why did God send Moses to the Israelites?
5. What did God say that his name is?
6. How does God talk to you?
7. How do you think God feels when you listen to him?

Unit 10 - Slide 22

Listen and answer the questions.

1. Where are the people talking?
2. Where can the customer sit?
3. Where is the menu?
4. Who is Jean?
5. What does the customer want to drink?
6. What does the customer want to eat?
7. What is this the best season for?



Unit 10 - Slide 23

A. How **does she** feel? Why?

B. **She** feels **upset** and **jealous** because **her friend is moving to a new city**.



Unit 10 - Slide 24

Game - Charades

Act out the vocabulary words.









Unit 10 - Slide 25

1A. Homework – Write about the pictures.

1 	He is uncomfortable in the small space.	4 	
2 		5 	
3 		6 	

Unit 10 - Slide 26

1B. Homework – Write about the pictures.

7 		10 	
8 		11 	
9 		12 	

Unit 10 - Slide 27

2A. Write questions with to be and to feel.



1. Why does the woman feel upset? Is she lonely?

2.

3.

4.

5.

6.

7.

8.

3. Write questions and ask your partner.

Questions	Answers
1. What do you drink <u>when you're thirsty</u> ?	I like to drink coffee.
2. When _____ confused	
3. Where _____ comfortable	
4. Why _____ worried	
5. Who _____ brave	
6. How _____ in English class	
7. What _____ when you're upset	

Unit 10 - Slide 29

4. Answer and say the sentences. Mark the /E/ and /u/ sounds.

A. When do you <u>eat</u> meat?	I never eat meat.
B. Do you always eat at a table?	
C. What do you drink from a bottle?	
D. Do you feel uncomfortable in the heat?	
E. What is your favorite season?	
F. When do you light a candle?	

Unit 10 - Slide 30

5. Homework

Put the sentences from the Bible story in order from 1-6.

___ Moses ran away after killing a man.

___ The Israelites lived in Egypt for a long time.

___ God spoke to Moses.

___ Pharaoh made the Israelites slaves.

___ Pharaoh had baby boys killed in the Nile River.

___ Pharaoh's daughter found a baby in a basket in the river.

Unit 10 - Slide 31

6A. Homework – Choose 1 Verse to memorize.

A

I will pour water for thirsty people, and streams will flow through the desert. I will pour my Spirit on your children, and I will bless your family. [Isaiah 44:3](#) ERV

B

Jesus said, "I have told you these things so that you can have peace in me. In this world you will have troubles. But be brave! I have defeated the world!" [John 16:33](#) ERV

Unit 10 - Slide 32

6B. Homework – Choose 1 verse to memorize and read the next verses.

C

Then the LORD said, “I have seen the troubles my people have suffered in Egypt, and I have heard their cries when the Egyptians hurt them. I know about their pain. ⁸ Now I will go down and save my people from the Egyptians. I will take them from that land and lead them to a good land...” [Exodus 3:7-8a](#) ERV

- Read the next lesson’s Bible verses: [Exodus 5-10](#) in your language.

Unit 10 - Slide 33

7A. Read and answer the questions.

The book of Psalms in the Bible is a collection of songs. It helps us to bring our feelings to God. We can sing, read, or pray the Psalms. Here are examples of some feelings found in the Psalms:

Lonely - “I am hurt and lonely. Turn to me, and show me mercy.”- [Psalm 25:16](#)

Confused - “Why am I so sad? Why am I so upset? I tell myself, “Wait for God’s help!” - [Psalm 42:5](#)

Upset - “Tremble with fear, and stop sinning. Think about this when you go to bed, and calm down.” - [Psalm 4:4](#)

Thirsty- “He satisfies those who are thirsty. He fills those who are hungry with good things.” - [Psalm 107:9](#)

Worried - “I went to the Lord for help, and he listened. He saved me from all that I fear.” - [Psalm 34:4](#)

Unit 10 - Slide 34

7B. Answer the questions.

- A. What is the book of Psalms?
- B. What are some feelings described in the Psalms?
- C. What can we do when we feel confused in life?
- D. Who helps us when we are thirsty or hungry?
- E. Do you talk to God when you feel upset? Does he listen?

Unit 10 - Slide 35

8. Writing

Write a paragraph about ways that God protects or helps you.

Unit 10 - Slide 36

9. Homework – Now I Can...

- I can talk about feelings.
- I can understand, say, read, and write the 12 vocabulary words.
- I can use **to be** and **to feel** in positive, negative and question forms.
- I can understand God is powerful and saves his people.

Unit 10 - Slide 37

Lesson A2-11



Unit 11 - Slide 03

1. Measuring

2. volume

3. length

4. height

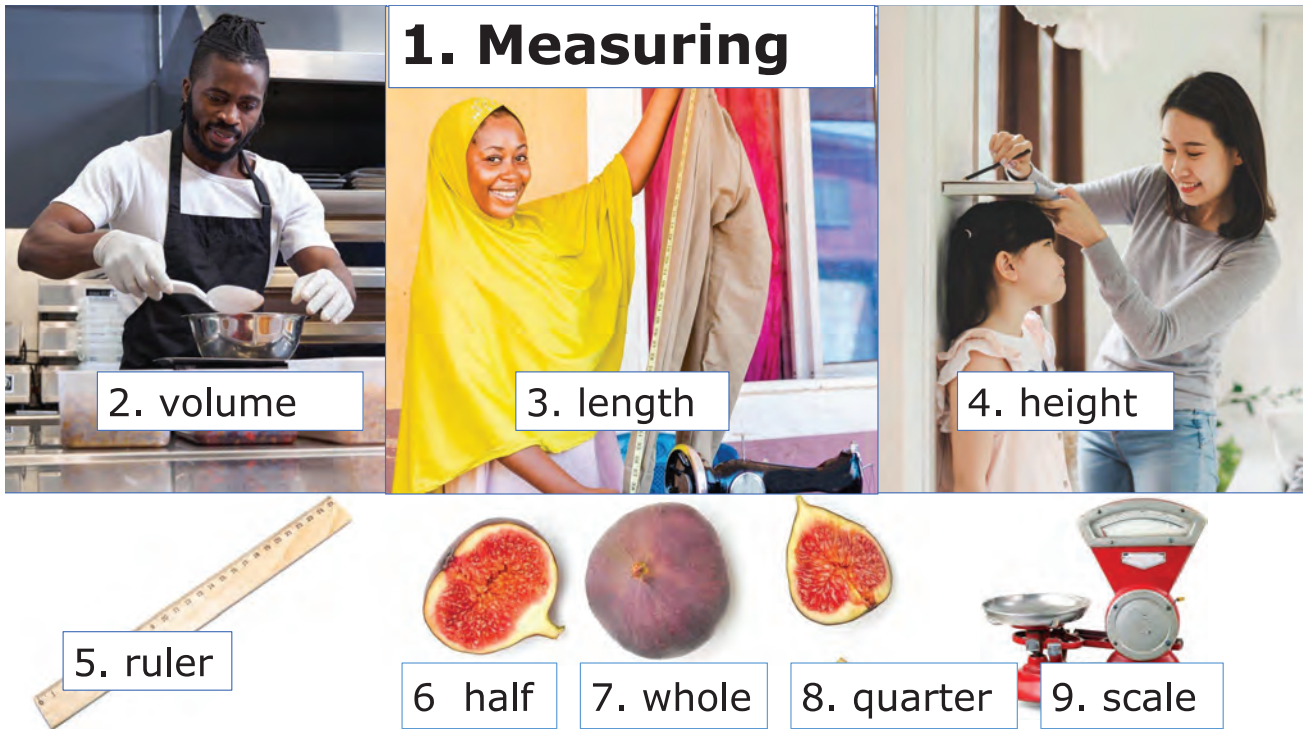
5. ruler

6. half

7. whole





8. quarter

9. scale







Unit 11 - Slide 04

Listen and repeat.

<p>1</p> 	<p>2</p> 	<p>3</p> 	<p>4</p> 
<p>whole = 1</p>	<p>half = $1/2$</p>	<p>quarter = $1/4$</p>	<p>a ruler</p>
<p>I ate a whole tomato.</p>	<p>He ate a half of a tomato.</p>	<p>She ate a quarter of a tomato.</p>	<p>I measure paper with my ruler.</p>





Unit 11 - Slide 05

Listen and repeat.

<p>5</p> 	<p>6</p> 	<p>7</p> 	<p>8</p> 
<p>a scale</p>	<p>the volume</p>	<p>the width (wide)</p>	<p>the length (long)</p>
<p>A scale weighs things.</p>	<p>The volume of a container is how much it holds.</p>	<p>The box's width is 10 cm. It's 10 cm wide.</p>	<p>The box's length is 20 cm. It's 20 cm long.</p>

Unit 11 - Slide 06

Listen and repeat.

<p>9</p> 	<p>10</p> 	<p>11</p> 	<p>12</p> 
<p>the height (high, tall)</p>	<p>the depth (deep)</p>	<p>to measure</p>	<p>to weigh</p>
<p>His height is 115 cm. He's 115 cm tall.</p>	<p>The root depth is 3 in. It's 3 in. deep.</p>	<p>He measures my height and weight.</p>	<p>She weighs fruit at the market.</p>

Unit 11 - Slide 07



How much?

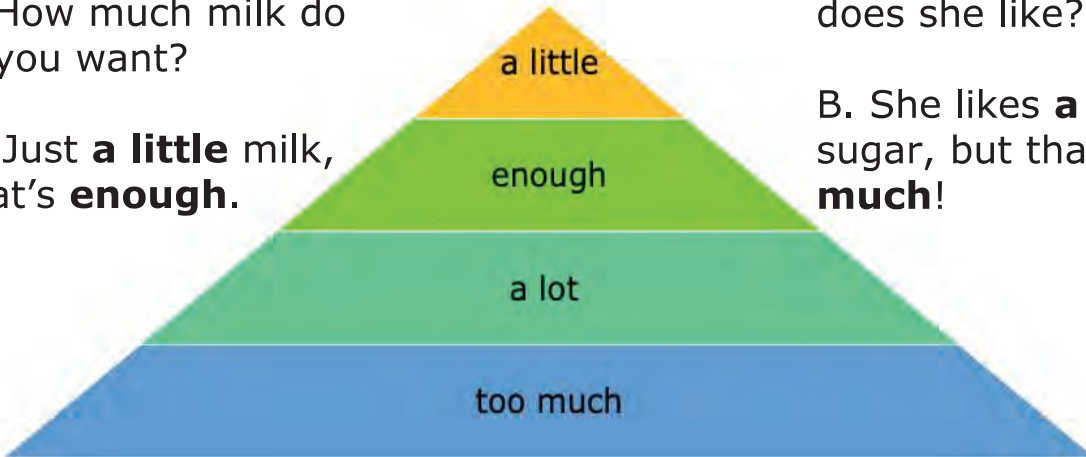


A. How much milk do you want?

B. Just **a little** milk, that's **enough**.

A. How much sugar does she like?

B. She likes **a lot of** sugar, but that's **too much!**



Unit 11 - Slide 08

Listen to the numbers, then fill in the missing words and say them all.

60	Sixty	70	Seventy	80	Eighty
61	Sixty-one	71		81	
62	Sixty-two	72		82	
63	Sixty-three	73		83	
64		74	Seventy-four	84	
65		75	Seventy-five	85	
66		76		86	Eighty-six
67		77		87	Eighty-seven
68		78		88	
69		79		89	

Unit 11 - Slide 09

Listen to the numbers, then fill in the missing words and say them all.

90	Ninety	100	One hundred	1,000	One thousand
91		200	Two hundred	2,000	
92		300	Three hundred	3,000	
93		400		4,000	Four thousand
94		500		5,000	
95		600		6,000	
96		700		7,000	
97		800		8,000	
98	Ninety-eight	900		9,000	Nine thousand
99	Ninety-nine				

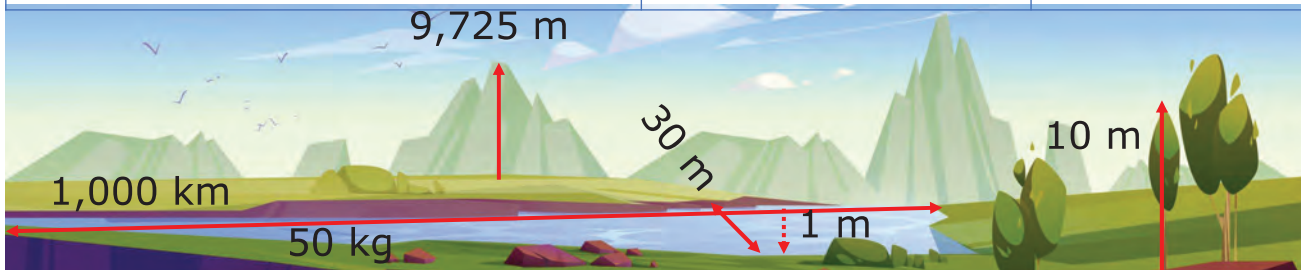
Unit 11 - Slide 10

Units of Measurement

Metric	English (Imperial)
1 meter (m)	3.28 feet (ft.)
1 centimeter (cm)	0.39 inch (in.)
1 kilometer (km)	0.62 mile (mi.)
1 gram (g)	0.04 ounce (oz.)
1 kilogram (kg)	2.20 pounds (lbs.)
1 liter (l)	33.81 fluid ounces (fl. oz.)
1 liter (l)	0.26 gallon (gal.)

Unit 11 - Slide 11

Adjective Question	Noun Question	Answer
How deep is the river?	What's its depth?	It's 1 m deep.
How high is the mountain?	What's its height?	
How tall is the tree?	What's its height?	
How much does the rock weigh?	What's its weight?	
How long is the river?	What's its length?	
How wide is the river?	What's its width?	



Unit 11 - Slide 12

Listen and repeat.

A: When are you going to work on your **kitchen cabinets**?

B: This weekend I'll **measure** the **length**, **height**, and **depth** of the **old cabinets** to see how much **wood I need**. Can I borrow your **ruler**?

A: Of course! Are you going to finish the whole **kitchen** this weekend?

B: No, I'll only take out **half** of the **cabinets**.

A: I'll help you because I know **the cabinets weigh** a lot!



Unit 11 - Slide 13

Listen and repeat.

1. /I/ spelled igh	2. /O/ spelled oa	3. Challenge
high	Pharoah	
fight	boat	
light	road	
night	coat	
right	soap	

A. I need a light coat on the boat at night.

Unit 11 - Slide 14

Listen and repeat.

A. 	B. -	C. - -
whole	ruler	He measures.
scales	volume	a quarter
length	hundred	a little
height	measure	She weighs it.

Unit 11 - Slide 15

The Ten Plagues

Exodus 5-10

God warned Moses and Aaron that Pharaoh would be stubborn. When they went to Pharaoh, they told him, "This is what the God of Israel says, 'Let my people go!'"

But Pharaoh did not listen to them. Instead of letting the Israelites go free, he made them work even harder!



Unit 11 - Slide 16

Pharaoh kept refusing to let the people go, so God sent ten terrible plagues on Egypt. Through these plagues, God showed Pharaoh that he is more powerful than Pharaoh and all of Egypt's gods.

First, God turned the Nile River into blood, but Pharaoh still did not let the Israelites go.



Unit 11 - Slide 17

Then God sent frogs all over Egypt. Pharaoh begged Moses to take away the frogs. But after all the frogs died, Pharaoh hardened his heart and did not let the Israelites leave Egypt.




So God sent a plague of gnats. Then he sent a plague of flies. Pharaoh called Moses and Aaron and told them that if they stopped the plague, the Israelites could leave Egypt.



Unit 11 - Slide 18

When Moses prayed, God removed all the flies from Egypt. But Pharaoh hardened his heart and did not let the people go free.

Next, God made all the Egyptian's farm animals get sick and die. But Pharaoh's heart was hardened, and he did not let the Israelites go.




Unit 11 - Slide 19

Then God told Moses to throw ashes into the air in front of Pharaoh. When he did, the Egyptians got painful skin sores, but the Israelites did not get sores. God hardened Pharaoh's heart, and Pharaoh did not let the Israelites go.




After that, God sent hail that destroyed most of the crops in Egypt and killed anybody who went outside.



Unit 11 - Slide 20

Pharaoh called Moses and Aaron and told them, "I have sinned. You may go." So Moses prayed, and the hail stopped falling from the sky. But Pharaoh sinned again and hardened his heart. He did not let the Israelites go free.



So God made a lot of locusts come over Egypt. These locusts ate all the crops that the hail had not destroyed.



Unit 11 - Slide 21

Then God sent darkness that lasted for three days. It was so dark that the Egyptians could not leave their houses. But there was light where the Israelites lived.

Even after these nine plagues, Pharaoh still refused to let the Israelites go free. Since Pharaoh did not listen, God decided to send one last plague to change Pharaoh's mind. We will read about this in our next lesson.



Unit 11 - Slide 22

Answer the questions.

1. What did God want Pharaoh to do?
2. Why did God send plagues on Egypt?
3. What were 3 of the plagues you remember?
4. What happened to Pharaoh after each plague?
5. How did the plagues affect the Egyptians and Israelites?
6. Why do you think God gave Pharaoh many chances to change his mind?
7. What plagues have you seen?

Unit 11 - Slide 23

Listen and answer the questions.

1. What is Joan making?
2. What are 3 of the ingredients?
3. How much honey does she use?
4. What is the first step?
5. What kind of pan does she use?
6. How long does it bake?
7. Why does everyone love this?

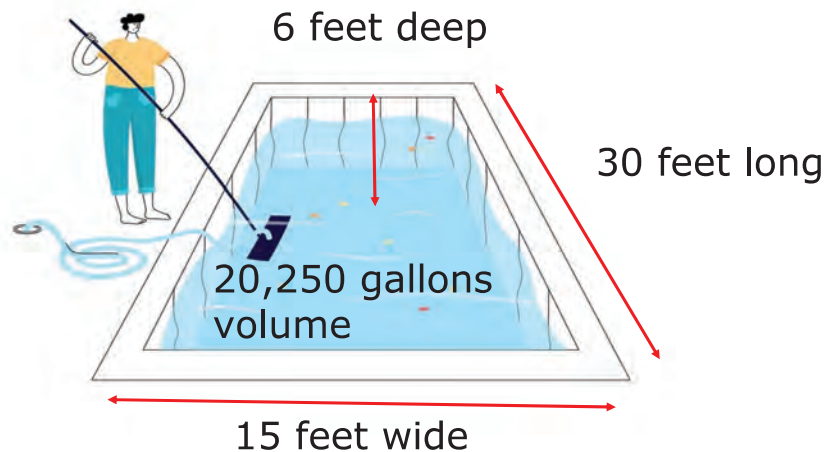


Unit 11 - Slide 24

Role Play A - Customer

A: Hello, how much do you charge to clean a swimming pool?

B: Well, it depends on the size. What's **the length**?



Unit 11 - Slide 25

Role Play B - Pool Cleaner

A: Hello, how much do you charge to clean a swimming pool?

B: Well, it depends on the size. What's **the length**?

Pool Cleaning Estimate Form	
A	Customer name
B	Pool length
C	Pool width
D	Pool depth
E	Pool volume
F	Cleaning date
Total Cost (1 cent per gallon) \$	



Unit 11 - Slide 26

How Great is This (The Love of Christ)

Written by Matthew Westerholm and Josh Caterer. ©2002 Harvest Songs. Used with permission.

The love of Christ compels me. It's propelling me to sing.

Can't explain it, or contain it. His love is changing everything in me.

The love of Christ inside me: He is guiding all my ways.

He has changed me, rearranged me. My life is now a sacrifice of praise to Him.

How great is this –

That we are called God's children.

How great our king, who sacrificed His life.

How deep, how wide, how long, how high,

How great is this: The love of Christ.







The love of Christ surrounds me. It astounds me every day.

Though an army comes against me, there's nothing that can take His love away from me.

He lives inside me, The love of Christ, He's guiding all my ways, The love of Christ, He fills my heart with joy, a joy that overflows into this song of praise.

Unit 11 - Slide 27

1A. Homework – Write about the pictures.

1 	I will measure my children's height with a ruler.	4 	
2 		5 	
3 		6 	

Unit 11 - Slide 28

1B. Homework – Write about the pictures.

7 		10 	
8 		11 	
9 		12 	

Unit 11 - Slide 29

2. Answer with full sentences.

kilogram

meter

a lot

enough

gallon

pound

feet

too much

inch

liter

a little

centimeter

1. How much do you weigh? I weigh about 150 pounds.
2. How much water do you drink each day?
3. How tall are you?
4. What measurement do you use for gasoline?
5. What measurement do you use for rice or beans?
6. How long is your hair?
7. How much sugar do you like in your tea?
8. How much homework do you do?
9. What is the volume of a drink bottle?
10. What is the width of your chair?

Unit 11 - Slide 30

3. Write questions and ask a partner.

Questions	Answers
1. <u>What is your</u> height?	I am 5' 4".
2. _____ half _____	
3. _____ scale _____	
4. _____ ruler _____	
5. _____ measure _____	
6. _____ length _____	
7. _____ enough _____	

Unit 11 - Slide 31

4. Answer and say the sentences. Mark the /I/ and /O/ sounds.

A. When do you wear a coat?	I wear a coat when it's cold!
B. What do you do at night?	
C. How high is your table?	
D. When do you turn on lights?	
E. Where do you see boats?	
F. How long is the road to your home?	

Unit 11 - Slide 32

5. Summarize the Bible lesson using your own words.

God wanted Pharaoh to let the Israelites go free.

But Pharaoh

So God

Then Pharaoh

So Moses

Then

Unit 11 - Slide 33

6A. Homework – Choose 1 Verse to memorize.

A

Then the Lord told Moses, “Go to Pharaoh and tell him that the Lord says, ‘Let my people go to worship me!’ ” [Exodus 8:1 ERV](#)

B

And I pray that you and all God’s holy people will have the power to understand the greatness of Christ’s love — how wide, how long, how high, and how deep that love is. [Ephesians 3:18 ERV](#)

Unit 11 - Slide 34

6B. Homework – Choose 1 verse to memorize and read the next verses.

C

But our Lord gave me a full measure of his grace. And with that grace came the faith and love that are in Christ Jesus. [1 Timothy 1:14 ERV](#)

Read the next lesson’s Bible verses: [Exodus 11:1-12:32](#) in your language.

Unit 11 - Slide 35

7A. Read and answer the questions.



The Nile River is the longest river in Africa at about 6,650 KM (4,130 mi.) long. It moves through 11 countries from Uganda to Egypt as it flows north from Lake Victoria to the Mediterranean Sea. The average depth of the river is about 30 feet and it is 1.7 miles wide at the widest point. The volume of the river changes a lot between the wet and dry seasons.

The Nile has a rich history over thousands of years and is named in the Bible more than 30 times. Moses was born near the Nile and performed miracles there. Today, 95% of Egyptians still get their water from the Nile, and a lot of people depend on it for food, electricity, and transportation.

Many large animals live in the Nile, too, including hippopotamuses, crocodiles and Nile Perch – fish that can grow up to six feet long and weigh over 300 pounds! Many tourists visit the Nile for its wildlife and history.

Unit 11 - Slide 36

7B. Answer the questions.

A. Where is the Nile River?

B. What are its measurements?

Length _____ Width _____ Depth _____ Volume _____

C. What animals live in the Nile?

D. Why is it so important?


E. What river or body of water do you like to visit? Why?

Unit 11 - Slide 37

8. Homework – Writing

Share a picture and write about things that you measure.

Example: I measure the length and weight of the fish I catch.



Unit 11 - Slide 38

9. Homework – Now I Can...

- I can talk about measurements and numbers.
- I can understand, say, read, and write the 12 vocabulary words.
- I can use **a little**, **enough**, **a lot**, **too much**, to indicate quantity.
- I can understand that God punishes sin.

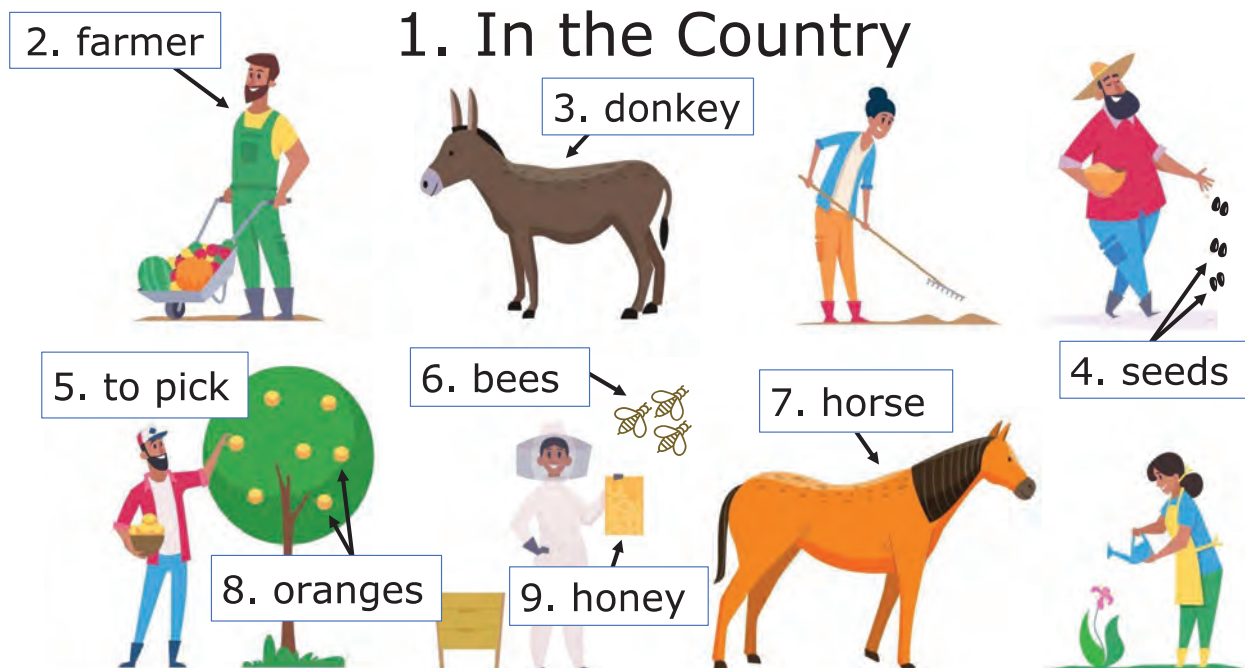
Unit 11 - Slide 39

Lesson A2-12

What do you see?







Unit 12 - Slide 03







Unit 12 - Slide 04

Listen and repeat.

<p>1</p> 	<p>2</p> 	<p>3</p> 	<p>4</p>  <p>CORN</p> <p>SUNFLOWER SEEDS</p> <p>BARLEY</p>
<p>a donkey</p>	<p>a tomato</p>	<p>a pig</p>	<p>a seed</p>
<p>Jesus rode a donkey.</p>	<p>A tomato is red.</p>	<p>This pig is fat.</p>	<p>Seeds become plants.</p>





Unit 12 - Slide 05

Listen and repeat.

<p>5</p> 	<p>6</p> 	<p>7</p> 	<p>8</p> 
<p>a horse</p>	<p>a potato</p>	<p>a bee</p>	<p>honey</p>
<p>The horse eats grass.</p>	<p>I like to eat potatoes.</p>	<p>Bees make honey.</p>	<p>Honey is sweet.</p>

Unit 12 - Slide 06

Listen and repeat.

<p>9</p> 	<p>10</p> 	<p>11</p> 	<p>12</p> 
sugar	an orange	to grow	to pick
Sugar is in many foods.	Oranges are sweet.	The flowers grew quickly.	He picks the apple.

Unit 12 - Slide 07

8 Parts of Speech

<p>1. Noun</p> <p>The name of a person, place or thing. E.g. Joseph, home, sibling, mirror</p>	<p>2. Pronoun</p> <p>Replaces the noun in a sentence. E.g. he, she, it, we, you, they, I</p>	<p>3. Verb</p> <p>Expresses action or existence. E.g. fight, get along, am, is, are, go, did, speaking</p>	<p>4. Adjective</p> <p>Describes a noun or pronoun. E.g. big, young, old, favorite, red, new, hot, yellow</p>
<p>5. Preposition</p> <p>Shows relationships between nouns. E.g. in, on, to, at, under, from, up</p>	<p>6. Conjunction</p> <p>Connects two or more words. E.g. for, and, nor, but, or, yet, so</p>	<p>7. Adverb</p> <p>Describes a verb or adjective. E.g. always, never, slowly, quickly, sincerely. Often ends in LY.</p>	<p>8. Interjection</p> <p>A word that expresses a strong feeling. E.g. Hurray! Ow! Amen! Oh! Wow! Yay! Hallelujah!</p>

Unit 12 - Slide 08

Match the Parts of Speech with the words.

1. noun

2. pronoun

3. preposition

4. interjection

5. adverb

6. verb

7. conjunction

8. adjective

A.

grow dance
pick study

B.

slowly never
quickly usually

C.

horse pig
honey potato

D.

you we
it I he

E.

in at under
to on above

F.

and so but
or for yet

G.

sweet old
tall blue

H.

Yeah! Wow!
Oh! Amen!

Unit 12 - Slide 09

Question	Example answer	Your answer
1. What 3 nouns describe you?	I'm a daughter , a teacher , and a friend .	
2. What 3 adjectives describe you?	I'm kind , quiet , and tall .	
3. What are 3 verbs you like to do?	I like to sing , read , and cook .	
4. What's your favorite interjection ?	I say, " Hurray! " when I'm happy.	

Unit 12 - Slide 10

Question	Example answer	Your answer
5. What pronouns and prepositions complete these sentences?	They are under the table. It is on the desk.	_____ is _____ the clock. I think _____ are _____ the box.
6. What conjunctions and adverbs complete these sentences?	I do my homework quickly, but I drink orange juice slowly . Do you want sugar or honey?	He likes tea, _____ he doesn't like coffee. He _____ does his homework. He drives a car _____.

Unit 12 - Slide 11

Listen and repeat.

A: What is your favorite fruit or vegetable?

B: I enjoy **tomatoes** and **potatoes**. What about you?

A: I like **oranges** a lot. I do not like **vegetables**.

B: **Vegetables** are okay. I would rather eat something **sweet**, like **honey**. We **have bees** that **make honey for my family**.

A: That's great! I really **like sugar**, and sometimes I give **sugar cubes** to my **horse**.

B: I give **sugar cubes** to my **donkey**.



Unit 12 - Slide 12

Listen and repeat.


1. /ow/ spelled ow	2. /U/ spelled oo	3. Challenge
cow	school	
how	soon	
now	moon	
flower	noon	
down	pool	

- A. I get milk from the cows before noon.
 B. Now we pick the flowers by the pool.

Unit 12 - Slide 13

Listen and repeat.

A. <u> </u>	B. <u> </u> -	C. <u> </u> - -
pigs	honey	They pick them.
bees	donkey	She grows it.
seeds	sugar	the sugar
picks	horses	potato



Unit 12 - Slide 14

The Passover

[Exodus 11:1-12:32](#)

God sent Moses and Aaron to tell Pharaoh to let the Israelites go. They warned him that if he did not let them go, God would kill all the firstborn males of Egypt's people and animals. Pharaoh still refused to believe and obey God.

God provided a way to save the firstborn son of anyone who believed in him. Each family had to choose a perfect lamb and kill it.



Unit 12 - Slide 15

God told the Israelites to put the blood of this lamb around the door of their houses. He told them to roast the meat and eat it quickly with flat bread. He also told them to be ready to leave Egypt immediately after they ate this meal.

The Israelites did everything just as God had commanded them to do.



Unit 12 - Slide 16

In the middle of the night, God went throughout Egypt to kill every firstborn son.


All the houses of the Israelites had blood around the doors, so God passed over those houses. Everybody inside them was safe. They were saved because of the lamb's blood.

But the Egyptians did not believe God or obey his commands. So God did not pass over their houses. God killed every one of the Egyptians' firstborn sons.



Unit 12 - Slide 17

Every Egyptian firstborn male died, from the firstborn of the prisoner in jail to the firstborn of Pharaoh. Many people in Egypt were crying and wailing because of their deep sadness.



That same night, Pharaoh called for Moses and Aaron and said, "Take the Israelites and leave Egypt immediately!" The Egyptian people also urged the Israelites to leave right away.

Unit 12 - Slide 18

Answer the questions.



1. What did Moses and Aaron tell Pharaoh?
2. What did families have to do?
3. Who put blood around their doors? Who did not?
4. What happened to those who did not put blood on their doors?
5. What did Pharaoh tell Moses and Aaron after this happened?
6. Why did God protect the Israelites?
7. Does God protect you? How do you know?

Unit 12 - Slide 19

Listen and answer the questions.

1. What time did Chris call?
2. What animal escaped?
3. Where is the animal now?
4. What did Chris give the animal?
5. Why will it be dark tonight?
6. What is Chris doing at 5:00?
7. What interjection does Chris use?



Unit 12 - Slide 20

A. Role-Play: Seller at the Market

- A. Welcome to the market. Do you like fresh tomatoes?
B. No, I don't need tomatoes. Do you have honey today?

- We have a special sale today on _____
- Look at the _____, they are delicious!
- How much/many would you like?
- Do you need a bag?
- Would you like a receipt?
- Thank you for coming. Hope to see you again soon.



Unit 12 - Slide 21

B. Role-Play: Customer at the Market.

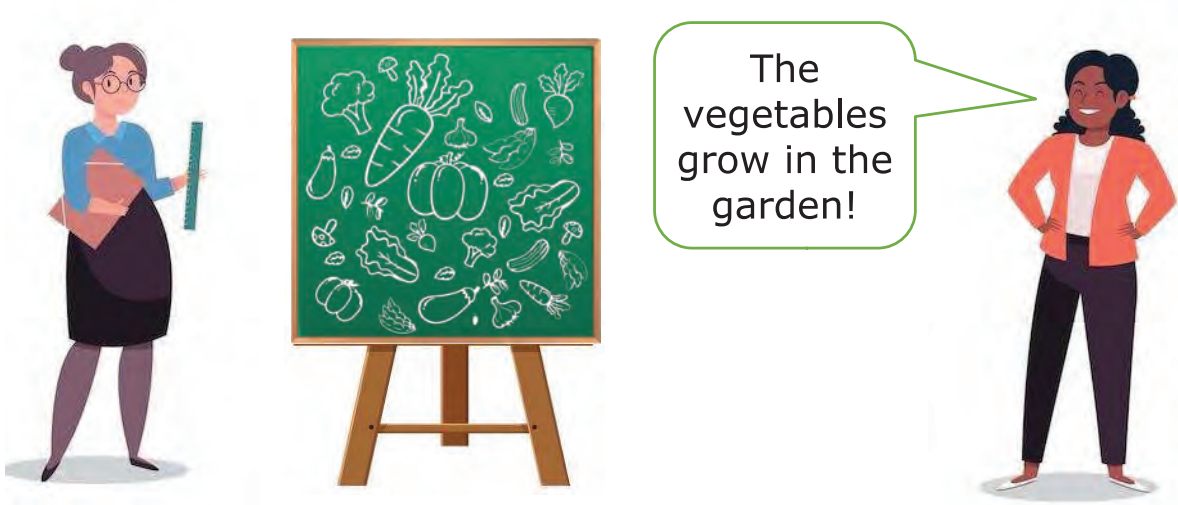
- A. Welcome to the market. Do you like fresh tomatoes?
B. No, I don't need tomatoes. Do you have honey today?

- Can I try a sample of _____?
- Do you have _____?
- What else do you have today?
- How much does it cost?
- Is it fresh?
- I'd like 2 kilos of _____.
- Will you be here next week?









Unit 12 - Slide 22

Game – Guess the pictures by saying a complete sentence.









Unit 12 - Slide 23

1A. Homework – Write about the pictures.

<p>1</p> 	<p>The seeds quickly grow into plants if they have water and sun.</p>	<p>4</p> 	
<p>2</p> 		<p>5</p> 	
<p>3</p> 		<p>6</p> 	

Unit 12 - Slide 24

1B. Homework – Write about the pictures.

7 		10 	
8 		11 	
9 		12 	

Unit 12 - Slide 25

2A. Write the correct numbers above the blue words.

1. verb **2. pronoun** **3. preposition** **4. interjection**

5. adjective **6. noun** **7. conjunction**

Then **Jesus** told the people another story: "God's kingdom is like a mustard **seed** that a man plants in his field. **It** is the smallest of all seeds. **But** when it **grows**, it **is** the largest of all garden plants. It becomes a tree **big** enough for the **birds** to come **and** make nests **in** its branches." (**Amen!**)



[Matthew 13:31](#) ERV

Unit 12 - Slide 26

2B. Write words to describe the picture.

1. interjections Oh! Wow!
2. nouns _____
3. pronouns _____
4. adjectives _____
5. adverbs _____
6. conjunctions _____
7. verbs _____
8. prepositions _____



Unit 12 - Slide 27

3A. Write questions about the pictures and ask your partner.



1	What is the woman doing?	She's feeding her chickens seeds.
2		
3		
4		

Unit 12 - Slide 28

3B. Write questions about the pictures and ask your partner.

5



6



7



8



5

6

7

8

Unit 12 - Slide 29


4. Answer the questions and mark the /U/ spelled oo and /ow/ sounds.

A. Are you leaving now?	Yes, I am leaving now!
B. What do you do at noon?	
C. How can you move a cow?	
D. How far is the moon from earth?	
E. How hungry are you now?	
F. Who do you think is cool? Why?	
G. When do you plant flower seeds?	

Unit 12 - Slide 30

5. Bible Story Review

Choose one of these pictures from the Bible story and write a paragraph about what is happening at that point in the story.



Unit 12 - Slide 31

6A. Choose 1 verse to memorize.

A But the blood on your houses will be a special sign. When I see the blood, I will pass over your house. I will cause bad things to happen to the people of Egypt. But none of these bad diseases will hurt you. [Exodus 12:13](#)

B You will say, 'This Passover is to honor the LORD, because when we were in Egypt, he passed over the houses of Israel. He killed the Egyptians, but he saved the people in our houses.'"
Then the people bowed down and worshiped the Lord.
[Exodus 12:27](#)

Unit 12 - Slide 32

6B. Choose 1 verse to memorize and read the next verses.

C Then Jesus told the people another story: “God’s kingdom is like a mustard seed that a man plants in his field. It is the smallest of all seeds. But when it grows, it is the largest of all garden plants. It becomes a tree big enough for the birds to come and make nests in its branches.”
[Matthew 13:31](#) ERV

- Read the next unit’s Bible verses: [Exodus 12:33-15:21](#) in your language.

Unit 12 - Slide 33

7A. Homework – Read the email.

Hi Amy!

I hope you are having a good summer. How are you doing? How is your garden, and what kind of fruits and vegetables are you growing? I know that you like to grow tomatoes. I grew oranges once, but I don’t now. Are you still growing potatoes? I have always wanted to grow potatoes, but it is so difficult. Yesterday, I put tomato seeds in my garden; hopefully I will be able to pick them in a few months.


My horse and donkey are still kicking each other but the pig ignores them. Sometimes the bees sting the animals and make them angry. Thankfully, I have honey from my bees. I will give you some when I see you next week at my house!

Love,
Stephanie

Unit 12 - Slide 34

7B. Answer the questions about the email on the previous slide.

- A. Who is the message to?
- B. Who is the message from?
- C. What did Stephanie grow once?
- D. What does Amy like to grow?
- E. What animals does Stephanie have?
- F. How do the horse and donkey get along?




Unit 12 - Slide 35

8. Homework – Writing

Write a story with 10 sentences about life on a farm.

Example: *After we fed the donkey, I rode the horse.*



Unit 12 - Slide 36

9. Homework – Now I Can...

- I can talk about life in the country.
- I can understand, say, read, and write the 12 vocabulary words.
- I can recognize the parts of speech.
- I can understand the Passover story.

Unit 12 - Slide 37

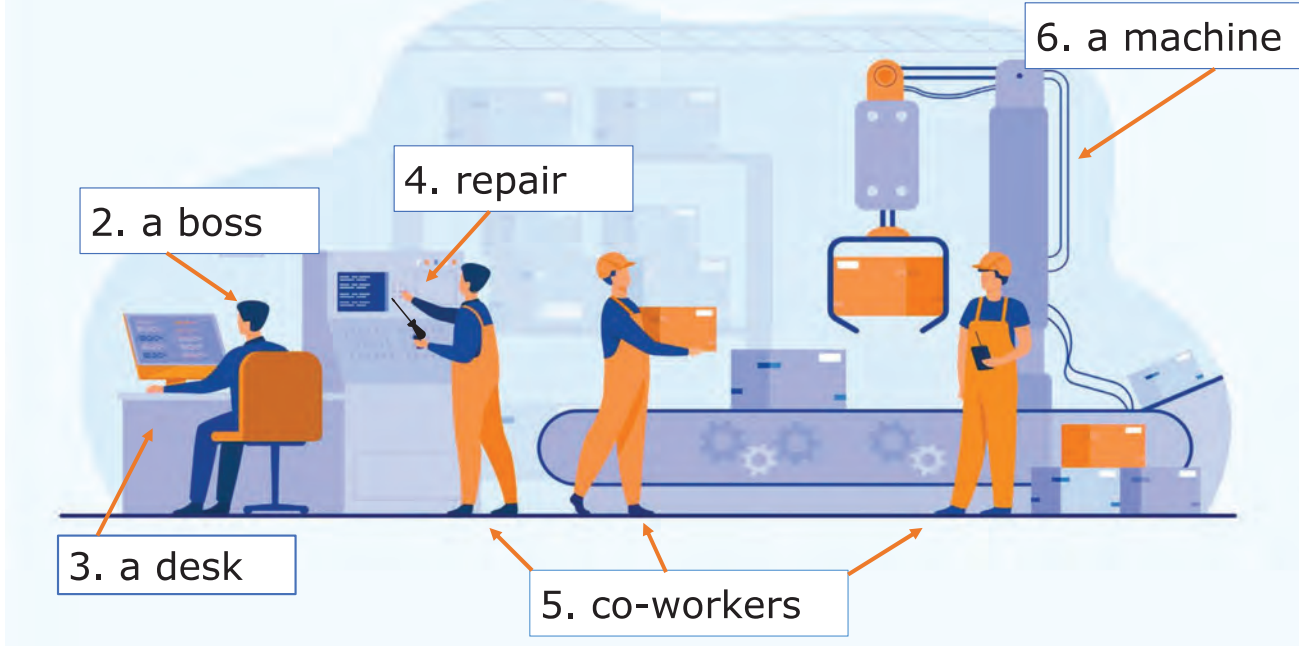
Lesson A2-13

What do you see?







Unit 13 - Slide 03

1. Workers at a Factory



Unit 13 - Slide 04

Listen and repeat.

<p>1</p> 	<p>2</p> 	<p>3</p> 	<p>4</p> 
<p>a factory</p>	<p>a machine</p>	<p>a desk</p>	<p>a co-worker</p>
<p>The factory is in two yellow buildings.</p>	<p>This machine packs boxes.</p>	<p>I work at my desk all day.</p>	<p>I work well with my co-worker.</p>

Unit 13 - Slide 05

Listen and repeat.

<p>5</p> 	<p>6</p> 	<p>7</p> 	<p>8</p> 
<p>a boss</p>	<p>a salesperson</p>	<p>a chef</p>	<p>an accountant</p>
<p>Our boss tells us what to do.</p>	<p>This salesperson sells cars.</p>	<p>The chef cooks delicious food.</p>	<p>An accountant checks our money.</p>

Unit 13 - Slide 06

Listen and repeat.

<p>9</p> 	<p>10</p> 	<p>11</p> 	<p>12</p> 
<p>a customer service worker</p>	<p>a slave</p>	<p>to repair</p>	<p>to interview</p>
<p>I'm a customer service worker at a restaurant.</p>	<p>The Israelites were slaves in Egypt.</p>	<p>He repairs the sink.</p>	<p>She interviews the man for a job.</p>

Unit 13 - Slide 07

Present simple verbs are used for routines and habits.



Do/ Does	Subject	Verb	+ Short Answer	- Short Answer
Do	I you we they	repair cars?	Yes, I do. Yes, you do. Yes, we do. Yes, they do.	No, I don't. No, you don't. No, we don't. No, they don't.
Does	he she it	work nights?	Yes, he does . Yes, she does . Yes, it does .	No, he doesn't . No, she doesn't . No, it doesn't .


Unit 13 - Slide 08

Present Simple Verbs

	Question ?	Positive +	Negative -
1	Does she work in the factory?	Yes, she works in the factory.	No, she doesn't work in the factory.
2	Do we repair machines?	Yes, we _____ machines.	No, we _____ repair machines.
3	_____ he interview the accountants?	Yes, he _____ the accountants.	No, he doesn't _____ the accountants.

Unit 13 - Slide 09

Present Simple Verbs

Question ?		Answer
4	How do I repair the machine?	You repair it with a wrench. 
5	Where _____ she interview people?	She usually _____ people in her office.
6	Why _____ you work at this factory?	I _____ at this factory because I need money.
7	What _____ the chef cook on Tuesdays?	The chef always _____ chicken on Tuesdays.

Unit 13 - Slide 10

Listen and repeat.



A: So, **Mark**. What do you do?

B: I am an **accountant** at the **cookie factory**.

A: My friend **Michelle** works at that **factory**, too! She's a **salesperson** there. She says her co-workers are great.

B: It's a big place, so I don't know everyone yet. I **sit at my desk** all day. Do you work outside your home?

A: Yes, I'm **a chef** at the **new Thai restaurant**.

B: I love that place, they have **delicious food**! And the customer service is great.

A: I'm glad you like it, we have a really good **boss**, too.

Unit 13 - Slide 11

Listen and repeat.

1. /U/ spelled ew	2. /uv/ spelled ove	3. Challenge
interview	love	
Jewish	above	
new	glove	
flew	oven	
grew	dove	



- A. I have a new pair of oven gloves.
 B. The dove grew up and flew away.



Unit 13 - Slide 12

Listen and repeat.

A. -	B. - -	C. - -
repairs	factory	bosses
machines	co-worker	service
a chef	customers	workers
a boss	interview	office
a slave	Exodus	doesn't

Unit 13 - Slide 13

Leaving Egypt

[Exodus 12:33-15:21](#)

The Israelites left Egypt. They were happy to leave because they were no longer slaves. God made a tall cloud that guided them during the day, and a column of fire that guided them at night so that they knew where to go.




Unit 13 - Slide 14

After the Israelites left, Pharaoh and his people changed their minds and wanted the Israelites as their slaves again. God

changed their minds so He could show how powerful He was against the Egyptians.

The Egyptians chased after the Israelites and the Israelites saw the Egyptians coming to get them. They were afraid because they were stuck between the Red Sea and the Egyptian army.



Unit 13 - Slide 15

Moses told the Israelites to stop being afraid. God would protect them. God told Moses to tell the Israelites to move closer to the Red Sea.



The tall cloud moved from in front of the people and went to the back of the people. In this way the cloud stood between the Egyptians and the Israelites. There was light for the Israelites but there was darkness for the Egyptians.

Unit 13 - Slide 16

God told Moses to point his hand towards the water. Then God made the wind split the sea in two.

The Israelites walked through the sea on dry ground. The water was like a wall on their right and on their left. The Egyptians tried to follow, but the Israelites had already crossed to the other side.



Unit 13 - Slide 17

Then God told Moses to point his hand towards the water again. The Lord brought the water of the sea down on top of the Egyptians and they all drowned. But the Israelites



had walked through that sea on dry land. So the Israelites began to trust the Lord and His servant Moses.

Unit 13 - Slide 18

The Israelites were happy because God saved them. Now they were free and able to worship God and obey God. They were happy and sang songs to celebrate.




God told the Israelites to celebrate a festival every year called "Passover" to remember what God had done for them.

Unit 13 - Slide 19

Answer the questions.

1. How did God guide the Israelites by day and by night?
2. Who changed the Egyptians' minds?
3. What happened to the Red Sea?
4. Why did the Israelites celebrate in the end?
5. What do you celebrate?
6. Has God helped you get free from something?
What?



Unit 13 - Slide 20

Listen and answer the questions.

1. What did Mary do yesterday?
2. What did she see in the tree?
3. What is the new job?
4. Who will she teach?
5. What sign did Mary believe was from God?
6. When will the new job begin?



Unit 13 - Slide 21

Role Play – Job Interview - Boss

Questions	Answers
1. Which job are you applying for?	
2. Why do you want to work here?	
3. What experience do you have?	
4. What is your education level?	
5. How well do you speak English?	
6. Do you speak other languages?	
7. When can you start?	

Unit 13 - Slide 22

Role Play – Job Interview - Applicant

Questions	Answers
1. What are the job duties?	
2. What are the days and hours?	
3. How many workers work here?	
4. What machines do I need to use?	
5. How old is this company?	
6. Who is the boss of this company?	
7. How much is the pay?	

Unit 13 - Slide 23

Song: Go Down Moses (Let my people go)

When Israel was in Egypt's land,
Oppressed so hard they could not stand.

The Lord told Moses what to do,
To lead the Hebrew children through.

As Israel stood by the waterside,
At God's command it did divide.

When they had reached the other shore,
They let the song of triumph soar!







Lord help us all from bondage flee,
And let us all in Christ be free!

Go down Moses,
way down in Egypt's land.
Tell old Pharaoh, "**Let my people go.**"



Unit 13 - Slide 24

1A. Homework: Write about the pictures using the present tense with questions **?** positives **+** or negatives **-**.

<p>1 ?</p> 	<p>Does she get along with her co-workers?</p>	<p>4?</p> 	
<p>2-</p> 		<p>5+</p> 	
<p>3-</p> 		<p>6?</p> 	

Unit 13 - Slide 25

1B. Write about the pictures using the present tense with questions ? positives + or negatives -.

7- 		10- 	
8+ 		11- 	
9+ 		12? 	

Unit 13 - Slide 26

2. Fill in the blanks with the correct verb forms.

interview	repair	work	do	grow
cook	sell	like	sit	fight

- Does the salesperson _____ three cars a day?
- My boss _____ many people before hiring a person.
- My co-worker _____ broken machines in the factory.
- How _____ the chef _____ pasta?
- The accountant _____ extra hours during tax season.
- _____ you _____ to eat at the Jewish restaurant?
- He _____ not like to _____ at a desk all day.

3. Write questions and ask a partner.

Questions	Answers
1. At which restaurant do you cook?	I cook at the best Mexican restaurant in our city.
2. _____ repair _____	
3. _____ interview _____	
4. _____ boss _____	
5. _____ co-workers _____	
6. _____ desk or _____	
7. _____ factory _____	

Unit 13 - Slide 28

4. Answer and say the sentences. Mark the /U/ spelled **ew** and /uv/ spelled **ove** sounds.

A. Are you a Jew?	Yes, I am a Jew.
B. Who do you love?	
C. Does someone live above you?	
D. Do you have a few dollars on you?	
E. When do you cook with an oven?	
F. How do you feel at job interviews?	
G. How often do you wear gloves?	

Unit 13 - Slide 29

5. Homework

Number the sentences in order from 1-8 from the Bible story.

- The Red Sea drowned the Egyptians.
- God guided the Israelites with a cloud and fire.
- Moses led the Israelites out of Egypt.
- Moses pointed his hand towards the sea.
- Pharaoh changed his mind.
- The Israelites were free and celebrated.
- The sea split in two.
- The Israelites crossed the sea.

Unit 13 - Slide 30

6A. Homework – Choose 1 verse to memorize.

A The Israelites saw the great power of the Lord when he defeated the Egyptians. So the people feared and respected the Lord, and they began to trust the Lord and his servant Moses. [Exodus 14:31](#) ERV

B The Lord is the Spirit, and where the Spirit of the Lord is, there is freedom. [2 Corinthians 3:17](#) ERV

Unit 13 - Slide 31

6B. Homework – Choose 1 verse to memorize and read the next verses.

C

Live like free people, but don't use your freedom as an excuse to do evil. Live as those who are serving God.

[1 Peter 2:16](#) ERV

- ☐ Read the next lesson's Bible verses: [Exodus 19-34](#)

Unit 13 - Slide 32

7A. Read and answer the questions.

Now Hiring! Machine Operator Workers needed!

The Blue Plastic factory on 8th street in Loveton is looking for capable machine operators. Be part of a hardworking team with great co-workers and opportunity for promotions. The pay is \$20 per hour. Great benefits include free uniforms, health and dental insurance, and paid vacations.

Machine operators need to know how to work safely, follow instructions and repair small parts. We will interview a group of applicants on December 3. If you seem like a good fit, you will have a second interview with the boss of the machine department. This is not a desk job, it requires a lot of hard physical work. We require that you have a few years of factory work experience. Apply online for the group interview at BluePlastic.com

Unit 13 - Slide 33

7B. Homework – Answer the questions

- A. When is the job interview taking place?
- B. Is the first interview a group or individual interview?
- C. What is the job for?
- D. How many years experience do you need to have?
- E. What are the benefits?
- F. Would you like this job? Why or why not?

Unit 13 - Slide 34

8. Writing

Write a paragraph about your job or a job you would like.

Unit 13 - Slide 35

9. Homework – Now I Can....

- I can talk about work.
- I can understand, say, read, and write the 12 vocabulary words.
- I can use the present simple tense.
- I can understand that God gives us freedom.

Unit 13 - Slide 36

Lesson A2-14

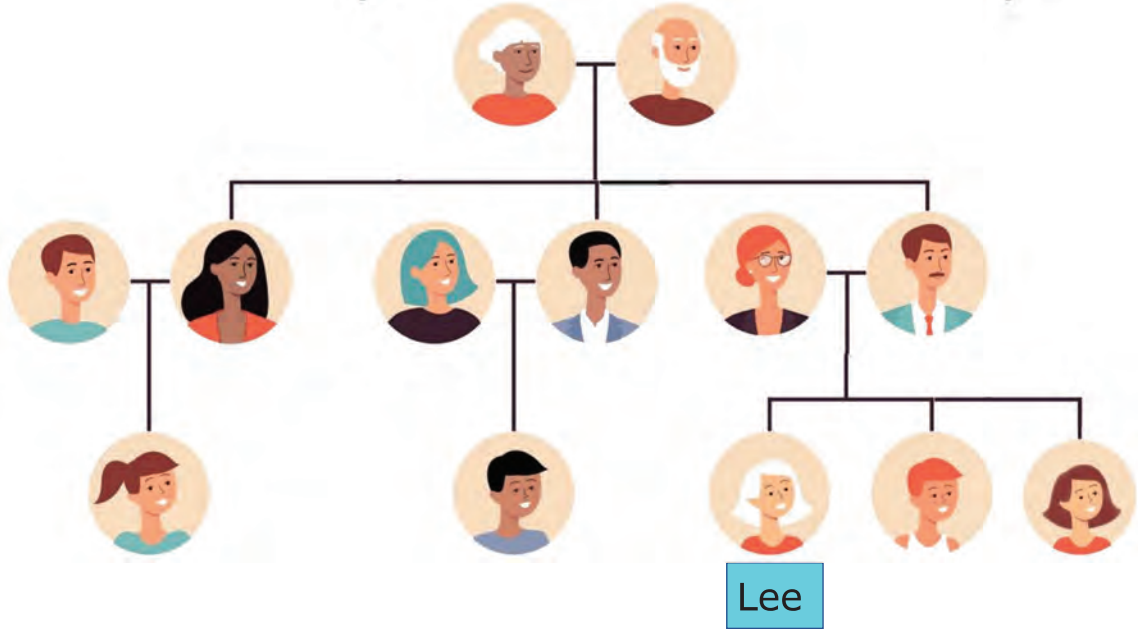


What do you see?



Unit 14 - Slide 04

Who do you see in Lee's family?



Unit 14 - Slide 05

How does she feel?



Unit 14 - Slide 06



Unit 14 - Slide 07

What do you see?



Unit 14 - Slide 08

What do you see?



Unit 14 - Slide 09

Word Partners: In, On, At

In – Town, State, Country, Continent	On – Streets, the right, the left	At – Building, address, landmark
In London	On First Avenue	At home/work/school
In California	On Route 66	At 3131 Shore Drive
In Japan	On Main Street	At the airport
In Africa	On the right/left	At the cinema


1. I'm **in** Chicago **on** Michigan Avenue ___ the museum!
2. He's ___ school ___ Paris ___ Victor Hugo Avenue.
3. Where's the cat? _____
4. Where were you yesterday? _____
5. Where are you now? _____





Unit 14 - Slide 10


Prepositions – Where's the cat?


behind in front of next to in on between above


1.  The cat is **below** the box.


2. 


3. 

4. 

5. 

6. 

7. 

8. 

Unit 14 - Slide 11

We can use **'S** to show possession.

	"Of" Phrase	Apostrophe S
1	The siblings of Joseph	Joseph's siblings
2	The uncle of Mary	Mary's uncle
3	The followers of Jesus	Jesus' followers
4	The parents of my parents	My parents' parents
5	The guest of my grandparents	
6	The home of our aunt	
7	The mirror of Dan	

Unit 14 - Slide 12

Subject Pronoun		Object Pronoun	Sentence
1	I	me	I am a teacher and God loves me .
2	you	you	You are a student and God loves you .
3	he	him	He is my uncle and God loves ____.
4	she	her	____ is my aunt and God loves ____.
5	it	it	____ is the world and God loves ____.
6	we	us	____ are siblings and God loves ____.
7	they	them	____ are parents and God loves ____.

Unit 14 - Slide 13

Talk about feelings.

	Question ?	Positive +	Negative -
1	Is she upset?	Yes, she is.	No, she isn't.
2	Am I confused?	Yes, you ____.	No, you aren't.
3	Are they worried?	Yes, ____.	No, ____.
4	Do you feel surprised?	Yes, I ____.	No, ____.
5	Does he feel brave?	Yes, he ____.	No, he doesn't.
6	____ she ____ thirsty?	_____.	_____.

Unit 14 - Slide 14

Talk about your feelings.

Questions ?		Answers
1	Why am I so thirsty?	You're thirsty because you ate all the chips!
2	When are you excited?	
3	Where do you feel comfortable?	
4	What makes you feel confused?	
5	How do you feel now?	
6	Who do you think is brave?	
7	When are you worried?	

Unit 14 - Slide 15



How much?



A. How much milk do you want?

B. Just **a little** milk, that's **enough**.

A. How much sugar does she like?

B. She likes **a lot of** sugar, but that's **too much**!



Unit 14 - Slide 16

Listen to the numbers, then fill in the missing words and say them all.

60	Sixty	70	Seventy	80	Eighty
61	Sixty-one	71		81	
62	Sixty-two	72		82	
63	Sixty-three	73		83	
64		74	Seventy-four	84	
65		75	Seventy-five	85	
66		76		86	Eighty-six
67		77		87	Eighty-seven
68		78		88	
69		79		89	

Unit 14 - Slide 17

Listen to the numbers, then fill in the missing words and say them all.

90	Ninety	100	One hundred	1,000	One thousand
91		200	Two hundred	2,000	
92		300	Three hundred	3,000	
93		400		4,000	Four thousand
94		500		5,000	
95		600		6,000	
96		700		7,000	
97		800		8,000	
98	Ninety-eight	900		9,000	Nine thousand
99	Ninety-nine				

Unit 14 - Slide 18

8 Parts of Speech

1. Noun The name of a person, place or thing. E.g. Joseph, home, sibling, mirror	2. Pronoun Replaces the noun in a sentence. E.g. he, she, it, we, you, they, I	3. Verb Expresses action or existence. E.g. fight, get along, am, is, are, go, did, speaking	4. Adjective Describes a noun or pronoun. E.g. big, young, old, favorite, red, new, hot, yellow
5. Preposition Shows relationships between nouns. E.g. in, on, to, at, under, from, up	6. Conjunction Connects two or more words. E.g. for, and, nor, but, or, yet, so	7. Adverb Describes a verb or adjective. E.g. always, never, slowly, quickly, sincerely. Often ends in LY .	8. Interjection A word that expresses a strong feeling. E.g. Hurray! Ow! Amen! Oh! Wow! Yay! Hallelujah!

Unit 14 - Slide 19

Present Simple Verbs

	Question ?	Positive +	Negative -
1	Does she work in the factory?	Yes, she works in the factory.	No, she doesn't work in the factory.
2	Do we repair machines?	Yes, we _____ machines.	No, we _____ repair machines.
3	_____ he interview the accountants?	Yes, he _____ the accountants.	No, he doesn't _____ the accountants.

Unit 14 - Slide 20

Conversation Questions A



1. What does "jail" mean? How do you say "pool" in your language?
2. Where were you yesterday? Where is the nearest airport?
3. Who do you get along well with? Why?
4. Tell me about your family. What are their names?
5. When do you feel confused?
6. What makes you feel comfortable?

Unit 14 - Slide 21

Conversation Questions B

1. What is the length, width, and height of your room?
2. How much does this dog weigh?
3. Do you prefer life in the city or the country? Why?
4. What three adjectives describe you?
5. When do you sit at a desk?
6. What do you think is the best job? Why?

279 grams



Unit 14 - Slide 22

Listen and repeat.

1. /or/ spelled ore	2. /A/ spelled ai	3. /E/ spelled ee
wore	wait	tree
before	jail	agree
4. /I/ spelled y	5. /E/ spelled ea	6. /ul/ spelled -le
my	please	comfortable
why	season	people

A. God told people not to eat from one tree.

B. Please wait before you speak to my boss.

Unit 14 - Slide 23

Listen and repeat.

7. /I/ spelled igh	8. /O/ spelled oa	9. /ow/ spelled ow
light	Pharoah	how
right	boat	now
10. /U/ spelled oo	11. /U/ spelled ew	12. /uv/ spelled ove
soon	interview	love
moon	new	above

A. Pharoah soon wished he had a boat to cross the waters.

B. I'd love to read a new book by the light of the moon now.


Unit 14 - Slide 24

Say the word and the stress pattern.

A	B	C	D	E
—	— —	— —	— — —	— — —

1. zoo
2. cinema
3. grandparents
4. cousin
5. excited
6. confused

7. ruler
8. weighs
9. tomato
10. honey
11. factories
12. salesperson



Unit 14 - Slide 25

Answer the questions.

1. Who was Rebekah's favorite son? Who was Isaac's favorite?
2. Why do you think Rebekah and Isaac loved different sons?
3. What problems happened because Isaac and Rebekah each loved a different son?
4. Why was Esau willing to trade what was his as the firstborn for some food?
5. Jacob tricked Isaac to get his blessing. What does this tell us about Jacob?
6. How do you get along with your brothers, sisters, or other family members?



Unit 14 - Slide 26

Answer the questions.



1. Why did Joseph's brothers hate him?
2. Why did the Egyptians put Joseph in prison?
3. What did God do for Joseph while he was in prison?
4. How did Joseph get out of prison?
5. Why did Joseph's brothers come to Egypt?
6. How did Joseph treat his brothers when they came to him in Egypt?
7. How can Joseph's story give you hope for the difficult times in your life?

Unit 14 - Slide 27

Answer the questions.

1. Why did Moses' mother put her baby in the river?
2. Who did Moses kill? Why?
3. How did Moses feel when God told him to go back to Egypt?
4. Why did God send Moses to the Israelites?
5. What did God say that his name is?
6. How does God talk to you?
7. How do you think God feels when you listen to him?



Unit 14 - Slide 28

Answer the questions.

1. What did God want Pharaoh to do?
2. Why did God send plagues on Egypt?
3. What were 3 of the plagues you remember?
4. What happened to Pharaoh after each plague?
5. How did the plagues affect the Egyptians and Israelites?
6. Why do you think God gave Pharaoh many chances to change his mind?
7. What plagues have you seen?



Unit 14 - Slide 29

Answer the questions.


1. What did Moses and Aaron tell Pharaoh?
2. What did families have to do?
3. Who put blood around their doors? Who did not?
4. What happened to those who did not put blood on their doors?
5. What did Pharaoh tell Moses and Aaron after this happened?
6. Why did God protect the Israelites?
7. Does God protect you? How do you know?



Unit 14 - Slide 30

Answer the questions.

1. How did God guide the Israelites by day and by night?
2. Who changed the Egyptians' minds?
3. What happened to the Red Sea?
4. Why did the Israelites celebrate in the end?
5. What do you celebrate?
6. Has God helped you get free from something? What?



Unit 14 - Slide 31

Listen and answer the questions.

1. Where are Tom and Beatrice?
2. How does Beatrice feel on the lake?
3. What is Tom waiting to see?
4. How does Tom feel about Beatrice?
5. What does Beatrice want to sit under on the shore?
6. What did Tom forget to wear to protect his hands?
7. What didn't Beatrice wear?



Unit 14 - Slide 32

7. Song

He Has the Whole World in His Hands

He has the whole world in his hands. (x4)

He has the little tiny baby in his hands. (x3)

He has you and me brother in his hands. (x3)

He has you and me sister in his hands. (x3)

He has the whole world in his hands.



He has _____ and _____ in his hands.

Unit 14 - Slide 33

First Review Quiz



Take the listening, speaking and writing quiz with your teacher.

Listen to the five 2-part questions and say your answers.

Then look at the theme picture and write 5 sentences about it. Each sentence must have at least 6 words.

Unit 14 - Slide 34

1 & 2 Homework

1. Read the next lesson's Bible verses: God's covenant with Israel – [Exodus 19-34](#)

2. Take the quiz at this link



Quiz A2-14

<https://bit.ly/quizA2-14> and write your score here ____

If you are not happy with your score, practice more. Then take the quiz again, and write your new score here ____

Unit 14 - Slide 35

9. Homework - Now I Can...

- I can talk about locations using prepositions.
- I can talk about my family and relationships.
- I can talk about feelings.
- I can talk about measurements and numbers.
- I can talk about life in the country.
- I can talk about work.

Unit 14 - Slide 36

50 Common Irregular Verbs

1. Base Form	2. Simple Past	3. Past Participle
be	was / were	been
become	became	become
begin	began	begun
bring	brought	brought
buy	bought	bought
choose	chose	chosen
come	came	come
do	did	done
drink	drank	drunk
drive	drove	driven
eat	ate	eaten
fall	fell	fallen
feel	felt	felt
find	found	found
fly	flew	flown
forget	forgot	forgotten
get	got	gotten
give	gave	given
go	went	gone
have	had	had
hear	heard	heard
keep	kept	kept
know	knew	known
leave	left	left
lend	lent	lent
let	let	let
lose	lost	lost
make	made	made
meet	met	met
pay	paid	paid
put	put	put
read (pronounced /reed/)	read (pronounced /red/)	read (pronounced /red/)
run	ran	run
say	said	said
see	saw	seen
sell	sold	sold
send	sent	sent
sing	sang	sung
sit	sat	sat
sleep	slept	slept
speak	spoke	spoken
stand	stood	stood
swim	swam	swum
take	took	taken
teach	taught	taught
tell	told	told
think	thought	thought
understand	understood	understood
wear	wore	worn
write	wrote	written

Help us share the Light of the World!

Thank you for using our materials. If these lessons are a blessing to you, you may give or volunteer at **LightOfTheWorldLearning.org** to help others learn English through the Bible.

Contact us at: **Info@LOTWL.org**
We would love to hear from you!



Resources

Scan the QR code or go to bit.ly/a2videos for lesson videos:

- Irregular Verb List: bit.ly/ListVerbs
- Order Books: bit.ly/BooksLOTW
- Table of Contents: bit.ly/TocLOTW
- Video Channel: youtube.com/@LightOfTheWorldLearning
- Vocabulary List: bit.ly/VocabUS
- Website: LightOfTheWorldLearning.org



Acknowledgements

We would like to thank the entire Light of the World volunteer team for their hard work and creativity in making this project possible. For all those around the world who prayed, wrote, edited, narrated, illustrated, sang, tested, and gave generously for this curriculum, we appreciate you sharing the love of Jesus through the gift of English. Our team members include:

Anonymous	Ellenor Gopal	Ward Lewis	Ashlyn Shrimplin
Jean Ato	Henrietta Grajcar	Cosette Lindsay	Leah Sprague
Bradley Baurain	Jill Gramzow	Johnny Lukashovich	Noah Staal
Ana Biederman	Tanya Griffin	Gail MacMillan	Macie Stuckman
Bob Biederman	Rachel Grijincu	Ivan Mader	Jia Le Su
Joshua Blake	Lauren Haines	Amy Martin	Carole Svensson
Rachael Braggs	Carol Hale	Diana Martz	Ellie Talalight
Hannah Brendel	Emily Hamilton	Hannah McMahan	Peter Talalight
Larry Buell	Jenny Hertel	Shelli McNutt	Weston Talalight
Cindy Campbell	Patty Hickman	Christy McPherson	Rachel Tamang
Christian Cha	Juliette Hyer	Tracy Meddaugh	Lorna Tatomir
Olivia Cheney	Lyudmila Ivanyuk	Barbara Newsome	Darrell Turner
Hannah Clark	Debbie Johnson	Brenda Nielsen	Leigha Wachter
Nancy Cobb	Carey Jo Johnston	Danielle Nowe	Joseph Waite
Emily Cox	Nancy Kingdon	Deborah O'Donnell	Hazel Walker
Marilyn Dano	Meilin Klingler	Evelyn Ocasio	Graham Whitmore
Hephzi Davidson	Dorothy Konadu	Georg Ort	Cheri Wilke
Susanna Diallo	Macy Lake	Martha Ort	Mackenzie Williams
Alyssa Dokolas	Martha Lane	Barb Park	Allison Wright
EasyReadEnglish.com	Audrey Larsen	Deb Payne	Tiffany Yeh
Don Edic	Aden Lewis	Linda Petrie	Muchun Yin
Peggy Fergus	Bruce Lewis	Joan Phelps	Ted York
MaryBeth Gahan	Elena Lewis	Megan Rahn	Tai Lee Young
Melina Gallo	James Lewis	Sara Scazzero	Abigail Zawisza
Alicia Gentile	Micah Beth Lewis	Hannah Schmokel	Anita Zeifert
Prakash Chandra Giri	Tim Lewis		

Bible stories with pictures adapted from the original work by UnfoldingWord available from <https://openbiblestories.org>

Bible verses taken from the HOLY BIBLE: EASY-TO-READ VERSION
©2014 by Bible League International. Used by permission.