



LIGHT

of the

WORLD

Learning English through the Bible

Unit A2-38

©2020-2025 Light of the World Learning



Pray, Review, and Preview

Bible Reading: The Compassionate Father – [Luke 15](#)


Theme: Giving Directions and Following Instructions

Pronunciation: /z/ /s/ and /iz/ spelled with final **s**

Grammar: Prepositions of Motion, Sequencing Directions



What do you see?






Little Gina needed to **deliver** an important package to a friend. She ran down the street following the **directions** on her **compass**. First, she went north across a **bridge** towards her destination. Her friend lived near the train station, so she then followed the **train tracks** until she got to the **traffic light**.

Then Gina got lost. She thought she should turn right but she noticed a **sign** with an **arrow pointing** left. So she asked a woman on the **corner** if she knew where the Glass family lived. The woman nodded and **pointed** to a cottage in a green **yard**. Finally, **Gina** ran to the house, knocked on the door, and **showed** the package to her friend. "Thank you for bringing me this Bible!" her friend said. "I love it!"

Gina was happy. She had followed the right **directions** and finished her delivery. Now, it was time to **race** home before dinner!

 **Match the beginning and end of each sentence.**

1. The **traffic light**



A. the fastest.



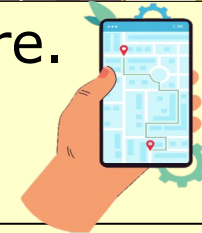
2. The **directions** tell me

B. at the **corner**.



3. The taxi turns

C. how to get to the store.



4. A race is a game to see who is

D. shows us when to stop and when to go.

 **Match the beginning and end of each sentence.**

5. A **bridge**



6. A father and son are

7. The stop **sign**

8. A **compass**



E. is red.



F. goes over the river.

G. shows the direction: north, south, east, or west.

H. in the **yard**.



Match the beginning and end of each sentence.

9. **Train tracks** carry trains

10. He **is showing**


11. She **is pointing**

12. He **is delivering**

I. the book to her.




J. for many miles.







K. the boxes.









L. at the mirror.



	First	Next	Then	Finally
1	First, I go over the bridge.	Next, I go around the corner.	Then, I turn right at the stop sign.	Finally, I arrive at Grandma's yard.
2	First, the bird flies up. 	Next, it flies down. 	Then, it flies over the box. 	Finally, it goes through the box. 
3	First, I	Next, I	Then, I	Finally, I

 **Talk about the bird. Use *First, Next, Then, Finally*.**



 Preposition of motion	Example		Preposition of motion	Example
1 across 	Walk across the street.	7	out of	Get _____ the car.
2 along	Go along the train tracks.	8	over 	Go _____ the bridge.
3 around 	Go around the corner.	9	past	Go _____ the cafe.
4 down	Walk down the stairs.	10	through 	Drive _____ the tunnel.
5 from	Run from home to school.	11	to	Run from home _____ school.
6 into	Go _____ the house.	12	up	Go _____ the stairs.



Listen and repeat.

A: Hey, Maria! Do you want to meet at **Cafe Espresso**? I can give you **directions**.

B: Yes, Francis. I am on the corner of **Elm Street Bridge and Oak Street**.

A: First, walk **along the train tracks** towards the next **traffic light**. At the **traffic light**, turn **right**.

B: Okay, then where do I go?

A: **Cafe Espresso** is **past the library**. You will see the sign for the cafe along the street.





Final S after a voiced sound is /z/.
Final S after an unvoiced sound is /s/.
Final ES after a hissing sound is /iz/.


1. /z/	2. /s/	3. /iz/	4. Challenge
delivers	points	churches	
shows	Jack's	compasses	
directions	lights	washes	
corners	tracks	races	

1. She delivers the boxes to the churches.
2. The compass points us in the right directions.




Listen and repeat.

A. — _ _	B. _ —	C. — _
traffic lights	along	corners
finally	around	show me
over it	across	train tracks
compasses	repeat	bridges




Read Luke 15 in your language. Then read The Story of the Compassionate Father.

One day, Jesus was teaching many people who had gathered to hear him. These people were tax collectors and also other people who did not try to obey the Law of Moses. Some religious leaders saw Jesus talking to these people as friends. So they began to tell each other that he was doing wrong. Jesus heard them talk, so he told them this story.





“There was a man who had two sons. The younger son told his father, ‘Father, I want my inheritance now! Give me now the part of your property that I am supposed receive one day.’



So the father divided his property between his two sons.”

“Soon after that the younger son gathered all that he had and went far away to another country and wasted his money in sinful living. After that, a severe famine occurred in the land where the younger son was, and he had no money to buy food.”



“He was hungry and needed money. So he took the only job he could find, feeding pigs. He was so miserable and so hungry that he wanted to eat the food pigs were eating.”



“Finally, the younger son said to himself, ‘What am I doing? All my father’s servants have plenty to eat, and yet here I am starving. I am almost dead because I have nothing to eat. I will go back to my father and ask him to let me be like one of his servants.’”



“So the younger son started back towards his father’s home. When he was still far away, his father saw him coming and felt compassion for him. He ran to his son and hugged him and kissed him.”




“The son said, ‘Father, I have sinned against God and against you. I am no longer worthy to be your son.’”

“But his father told one of his servants, ‘Go quickly and bring the best clothes and put them on my son!’”



“Put a ring on his finger and put good sandals on his feet. Then kill the best calf so we can have a feast and celebrate, because my son was dead, but now he is alive again! He was lost, but now we have found him!”




“So the people began to celebrate. Before long, the older son came home. He had been out working in the field. When he came near the house, he heard the sound of music and dancing. He wondered what was happening.”




“When the older son found out that they were celebrating because his brother had come home, he was very angry and would not go into the house. His father came out and begged him to come and celebrate with them, but he refused.”

“The older son said to his father, ‘All these years I have worked faithfully for you! I never disobeyed you, and still you did not give me even one small goat so I could celebrate with my friends.’”





“But this son of yours has wasted your money doing sinful things. When he came home, you killed the best calf to celebrate!” “The father answered, ‘My son, you are always with me, and everything I have is yours. But this was a day to be happy and celebrate. Your brother was dead, but now is alive. He was lost, and now we have found him!’”





Answer the questions.

1. Why did Jesus tell the religious leaders this story?
2. What made the younger son return to his father?
3. How did the father react to the younger son's return?
4. Why did the older son refuse to celebrate his brother's return?
5. How does the father's love for his sons in this story remind you of God's love for you?
6. Do you identify more with the older son or the younger son? Why?



Listen and answer the questions.



1. What was the name of the race that Noor watched?
2. What city is the race going through next?
3. What kinds of things does the race pass?
4. What happened during the race?
5. Why was there an accident during the race?
6. What needs to happen to make the routes safer for future races?

Partner A – Ask for Locations

Questions	Answers
1. Where is the train?	The train is over the park, on top of the bridge.
2. Where is the traffic light?	
3. Where is the female cyclist riding her bike?	
4. Where is the woman walking her dog?	
5. How many people are walking across the street?	
6. Where is the red car going?	



Partner B: City Street Locations





Game: Simon Says, "Please."






1A. Homework – Write about the pictures with prepositions of motion.

1 	My phone gives me directions to the store.	4 	
2 		5 	
3 		6 	

 **B. Write about the pictures with prepositions of motion.**

7



10



8



11



9



12





2A. Fill in the blanks

corner

around

over

on

yard

sign

across


through

deliver

out of

- A. He walks _____ the street.
- B. The stop _____ is _____ the corner.
- C. Drive _____ the tunnel.
- D. The bridge goes _____ the river.
- E. The _____ is _____ the house.
- F. He takes the boxes _____ the truck to _____ them.



 **B. Write directions to drive from Mike's house to the supermarket.**




Blank lined area for writing directions.





3. Write questions and ask your partner.

Questions	Answers
1. Do you use a compass ?	No, I use a GPS.
2. Do you live down the street from _____	
3. What are the directions to _____	
4. Are there any bridges _____	
5. How can I get to _____	
6. Where is the _____	




4. Say and write the words in the correct columns.

churches	brothers	/s/	/z/	/iz/
compass	boxes			
sons	caps			
buses	hugs			
servants	washes			
father's	was			
kiss	bridges			
blesses	backs			
lights	yours			



5. Answer the questions.



1. Why did Jesus tell the story to the leaders?
2. Why did the father give his younger son his inheritance early?
3. Why did the younger son return to his father?
4. How did the older son respond to his brother's return?
5. Why did the father say they should celebrate the younger son's return?



6A. Choose one verse to memorize.

A

But this was a day to be happy and celebrate. Your brother was dead, but now he is alive. He was lost, but now he is found.

[Luke 15:32 ERV](#)

B

Trust the Lord completely, and don't depend on your own knowledge. With every step you take, think about what he wants, and he will help you go the right way.

[Proverbs 3:5-6 ERV](#)



6B. Choose one verse to memorize and read the next verses.

C

You will teach me the right way to live. Just being with you will bring complete happiness. Being at your right side will make me happy forever.

[Psalm 16:11 ERV](#)


- Read the next lesson's Bible verses: [Matthew 17:1-9](#), [Mark 9:2-8](#), and [Luke 9:28-36](#) in your language.



7A. Cooking a Hamburger

Have you ever wanted to cook a meal for yourself, but you did not know how? You might begin by cooking a hamburger. It is not very difficult if you follow these steps. Before you start, you will need to collect the following supplies: one hamburger patty, cooking oil or butter, salt and pepper, a frying pan, and a metal hamburger flipper.

First, place the patty on a plate and shake salt and pepper on it. Next, place the frying pan on a stove burner, and turn the heat to high. Immediately place a pat of butter or a drop of oil into the pan.






7B. Cooking a Hamburger (Continued)

When the butter or oil begins to sizzle, put the hamburger into the pan, and watch it carefully.

When the bottom of the hamburger begins to turn brown, flip the hamburger. Continue frying the hamburger until it reaches the stage you prefer—rare, medium, or well done. Then put it back on the plate and serve it.


Now you have a tasty meal to enjoy on your own or with friends. If you like, you can add to the taste of the hamburger with ketchup, mustard, onions, or pickles—or some of each!





7C. Answer the following questions.

1. What supplies do you need to cook a hamburger?
2. What is the first thing to do?
3. What setting should be used for the heat?
4. When should you flip the hamburger?
5. What are the three stages of a finished hamburger?
6. What can you add to the hamburger?
7. Do you eat hamburgers? What do you like to eat?
8. What food can you cook?

 **8. Write out the instructions to your favorite dinner recipe. Use sequencing words like *first, next, then, finally.***



9. Now I Can...

- I can give directions and follow instructions.
- I can use the new words including _____, _____, _____, _____, _____, _____, _____, _____, _____, _____, and _____.
- I can pronounce and spell /z/, /s/, and /iz/ sounds.
- I can use prepositions of motion and sequence directions.
- I understand that God is a compassionate father who loves every person, even sinners.



Reflections and Closing Prayer

Help us share the Light of the World!

Thank you for using our materials. If these lessons are a blessing to you, you may give or volunteer at LightOfTheWorldLearning.org to help others learn English through the Bible.

Contact us at: Info@LOTWL.org
We would love to hear from you!



Appendix

- How to Use Lessons: bit.ly/UseLOTW
- Irregular Verb List: bit.ly/ListVerbs
- Lesson Downloads: LightOfTheWorldLearning.org
- Order Books: bit.ly/BooksLOTW
- Share Your Feedback: bit.ly/FeedbackLOTW
- Table of Contents: bit.ly/TocLOTW
- Video Channel: youtube.com/@LightOfTheWorldLearning
- Vocabulary List: bit.ly/VocabUS
- Website: LightOfTheWorldLearning.org



Acknowledgements

We would like to thank the entire Light of the World volunteer team for their hard work and creativity in making this project possible. For all those around the world who prayed, wrote, edited, narrated, illustrated, sang, tested, and gave generously for this curriculum, we appreciate you sharing the love of Jesus through the gift of English. Our team members include:

Anonymous
Jean Ato
Bradley Baurain
Ana Biederman
Bob Biederman
Joshua Blake
Rachael Braggs
Hannah Brendel
Larry Buell
Cindy Campbell
Christian Cha
Olivia Cheney
Hannah Clark
Nancy Cobb

Emily Cox
Marilyn Dano
Hephzi Davidson
Susanna Diallo
Alyssa Dokolas
EasyReadEnglish.com
Don Edic
Peggy Fergus
MaryBeth Gahan
Melina Gallo
Alicia Gentile
Prakash Chandra Giri
Ellenor Gopal
Henrietta Grajcar

Jill Gramzow
Tanya Griffin
Rachel Grijincu
Lauren Haines
Carol Hale
Emily Hamilton
Patty Hickman
Juliette Hyer
Lyudmila Ivanyuk
Debbie Johnson
Carey Jo Johnston
Nancy Kingdon
Dorothy Konadu
Macy Lake

Martha Lane
Audrey Larsen
Aden Lewis
Bruce Lewis
Elena Lewis
James Lewis
Micah Beth Lewis
Tim Lewis
Ward Lewis
Cosette Lindsay
Johnny Lukashevich
Gail MacMillan
Ivan Mader
Amy Martin

Acknowledgements - Continued

Diana Martz
Hannah McMahan
Christy McPherson
Tracy Meddaugh
Barbara Newsome
Brenda Nielsen
Danielle Nowe
Deborah O'Donnell
Evelyn Ocasio
Georg Ort
Martha Ort
Barb Park
Deb Payne
Linda Petrie

Joan Phelps
Megan Rahn
Sara Scazzero
Hannah Schmokel
Ashlyn Shrimplin
Leah Sprague
Noah Staal
Macie Stuckman
Jia Le Su
Carole Svensson
Ellie Talalight
Peter Talalight
Weston Talalight
Rachel Tamang

Lorna Tatomir
Darrell Turner
Leigha Wachter
Joseph Waite
Graham Whitmore
Cheri Wilke
Mackenzie Williams
Allison Wright
Tiffany Yeh
Muchun Yin
Ted York
Tai Lee Young
Abigail Zawisza
Anita Zeifert

Bible story and pictures on slides 15-20 adapted from the original work by unfoldingWord available from <https://openbiblestories.org>

Bible Verses on slides 32-33 Taken from the HOLY BIBLE: EASY-TO-READ VERSION ©2014 by Bible League International. Used by permission.